



RETAIL PRICE LIST

EFFECTIVE APRIL 1, 2021

****ALL PRICES ARE SUBJECT TO CHANGE WITHOUT NOTICE THROUGHOUT THE SEASON****

2 LOCATIONS TO SERVE YOU!

SOUTHFIELD

OPEN YEAR-ROUND

21355 Telegraph Road

Southfield, MI 48033

Phone: 248-356-8660

Fax: 248-356-7653

**WEST SIDE OF TELEGRAPH, N OF 8 MILE
(NEXT TO LEAR CORPORATION)**

ROCHESTER HILLS

2020 SEASON: OPEN APRIL 16th THRU JULY 9th

1835 Rochester Road

Rochester Hills, MI 48307

Phone: 248-895-6701

**NORTH-EAST CORNER OF ROCHESTER & HAMLIN (IN
BORDINE NURSERY'S PARKING LOT)**

VISIT OUR WEBSITE!!

www.mainslandscapesupply.com

RETURN POLICY

- A SALES RECEIPT MUST ACCOMPANY ALL RETURNED ITEMS
- ALL RETURNS MUST BE MADE WITHIN 30 DAYS OF PURCHASE
- THERE IS A 20% RESTOCKING FEE ON ALL RETURNED ITEMS
- ALL RETURNS MUST BE APPROVED BY A MANAGER
- ABSOLUTELY NO RETURNS ON SPECIAL ORDER ITEMS, CLEARANCE ITEMS, BULK MATERIALS, SEED, SOD, & ICE MELT
- ALL PALLET MATERIAL RETURNS MUST BE RETURNED IN ITS ORIGINAL PACKAGING...IF YOU OPEN IT, YOU OWN IT
- ALL BRICK RETURNS MUST BE IN FULL STRAPS ONLY...YOU BREAK THE STRAP, YOU OWN IT

PAYMENT TRANSACTIONS

- THERE IS A \$50 FEE FOR ALL RETURNED CHECKS.
- ALL CHECKS MUST BE ACCOMPANIED BY A VALID PHOTO IDENTIFICATION. NO OPEN CHECKS WILL BE ACCEPTED
- ALL PRICES ARE SUBJECT TO CHANGE WITHOUT NOTICE, AND FUEL SURCHARGES MAY BE APPLIED UNDER CERTAIN CIRCUMSTANCES.
- WE NO LONGER ACCEPT CODs. ALL DELIVERY ORDERS MUST BE PREPAID WITH CASH, CREDIT CARD OR CHECK.
- CHECKS MUST BE ACCOMPANIED BY A VALID PHOTO ID, A PHONE NUMBER & A PHYSICAL ADDRESS (NO PO BOXES).
- THERE IS A \$25 PALLET DEPOSIT THAT IS REFUNDABLE WHEN PALLETS ARE RETURNED WITH A RECEIPT WITHIN 60 DAYS OF PURCHASE. IT IS THE CUSTOMER'S RESPONSIBILITY TO RETURN THE PALLETS. MAIN'S CAN PICKUP PALLETS FROM JOBSITES FOR A DELIVERY FEE.

SPECIAL ORDERS

- A 50% NON-REFUNDABLE DEPOSIT IS REQUIRED FOR ALL SPECIAL ORDERS
- A 50% NON-REFUNDABLE DEPOSIT IS REQUIRED FOR ALL ORDERS OF SOD OVER 100 YARDS

PICKUP & DELIVERY

- THERE WILL BE A \$5 CHARGE FOR ALL 1/2 YARD BULK LOADS PICKED UP AT OUR YARDS
- WHEN DELIVERING, MAIN'S IS NOT RESPONSIBLE FOR DAMAGE TO SIDEWALKS, DRIVEWAYS, SEPTICS FIELDS, SPRINKLERS, GUTTERS, TREES, ETC
- WHEN LOADING, MAIN'S IS NOT RESPONSIBLE FOR DAMAGE DONE TO THE INSIDE OR TAILGATES OFF TRUCK BEDS/TRAILERS. IT IS THE VEHICLE OWNER'S RESPONSIBILITY TO REMOVE THEIR TAILGATE BEFORE LOADING PALLETS.
- ALL LOADS LEAVING MAIN'S YARDS MUST BE TARPED...IT'S THE LAW
- MAIN'S IS NOT RESPONSIBLE FOR OVERAGES OR SHORTAGES OF MATERIAL. THE CUSTOMER IS RESPONSIBLE FOR TAKING CORRECT MEASUREMENTS AND CERTAIN PRODUCTS MAY BE IMPACTED BY COMPACTION.
- MAIN'S TRIES VERY HARD TO DELIVER MATERIALS WITHIN A SCHEDULED 2 HOUR WINDOW, HOWEVER WE DO NOT GUARANTEE DELIVERY TIMES...PLEASE PLAN AHEAD & HAVE YOUR ITEMS DELIVERED THE DAY BEFORE YOU NEED THEM.
- MAIN'S TRUCKS DO NOT LEAVE PAVED AREAS. ANY REQUESTS TO HAVE A TRUCK LEAVE A PAVED AREA WILL BE DRIVER DISCRETION AND AT THE RISK OF THE PROPERTY OWNER.
- MANY OF OUR MATERIALS ARE NATURAL PRODUCTS THAT CAN VARY FROM LOAD TO LOAD. MAIN'S IS NOT RESPONSIBLE FOR PRODUCT VARIATIONS. WE RECOMMEND THAT CUSTOMERS BUY THEIR PRODUCTS FROM THE SAME "BATCH" OR VISUALLY INSPECT ALL LOADS BEFORE DELIVERY.

CONTRACTOR PRE-PAY DISCOUNT TRANSACTIONS

- "OPEN CHECKS" & "ORDERS ON ACCOUNT" DO NOT CONSTITUTE PREPAYMENT...THERE IS A 3% CHARGE FOR CARDS
- PRE-PAYING FOR MATERIAL DOES NOT NECESSARILY GUARANTEE AVAILABILITY. TO GUARANTEE AVAILABILITY, CUSTOMER MUST TAKE POSSESSION OF THEIR OWN INVENTORY.

- NO STORE CREDITS OR REFUNDS ARE ALLOWED FOR UN-USED PRE-PAY MATERIAL...FOR INSTANCE, IF YOU PRE-PAY FOR SALT OR MULCH AND DO NOT USE ALL OF IT BY THE END OF THE SEASON, YOU WILL NOT RECEIVE A REFUND OR STORE CREDIT...HOWEVER, YOUR UN-USED MATERIAL BALANCE WILL REMAIN AVAILABLE FOR THE FOLLOWING SEASON.

4/1/2021

ALL OF OUR PREMIUM MULCHES ARE TRIPLE-SHREDDED FOR A BEAUTIFUL TEXTURE. WE SOURCE OUR MULCHES FROM NORTHERN MICHIGAN LUMBER MILLS, SO THEY HAVE THE HIGHEST BARK CONTENT IN THE INDUSTRY, THE RICHEST COLORS AVAILABLE, AND DO NOT CONTAIN ANY CONSTRUCTION DEBRIS!

Picture	Product	Description	Half-Yard	Sold by the Cubic Yard	Direct
	PREMIUM HARDWOOD BARK	DETROIT'S BEST SELLING MULCH! This dark brown mulch is 95% hardwood bark (not pulp) and is triple shredded & composted. It is the darkest, non-dyed mulch on the market. It's rich texture will be great for your flowerbeds!	\$20.49	\$30.99	140yd Train
					\$19.99
					70yd Semi
					\$21.99
You Bag...\$6.00 per 30 Gallon Garbage Bag (Approx. 3.5 cuft)					
	PURE CEDAR MULCH	This golden-blond 100% cedar has a pleasant aroma and is used for decorative landscape applications. Cedar bark contains natural oils that help repel insects.	\$21.99	\$33.99	140yd Train
					\$24.99
					70yd Semi
					\$26.99
You Bag...\$6.00 per 30 Gallon Garbage Bag (Approx. 3.5 cuft)					
	NORTHERN PINE MULCH	This beautifully blended Pine Mulch will enhance your gardens and do wonders for your acid-loving plants like Rhodies & Azaleas. It is a finely shredded flake & has a peachy-brown color. It will decompose quickly into the soil which will help add nutrients, prevent weeds, and retain moisture for your landscape beds.	\$27.49	\$44.99	140yd Train
					\$35.99
					70yd Semi
					\$37.99
You Bag...\$6.00 per 30 Gallon Garbage Bag (Approx. 3.5 cuft)					
	DECO COLORED MULCH	Our Deco Mulches are 100% hardwood pulp & bark that is sourced directly from Northern Michigan Lumber Mills, so it will not contain any waste or construction debris. It is colored with an eco-friendly dye to give it a vibrant, long-lasting color.	\$22.49	\$34.99	140yd Train
					\$23.99
					70yd Semi
					\$25.99
You Bag...\$6.00 per 30 Gallon Garbage Bag (Approx. 3.5 cuft)					
	CERTIFIED PLAYGROUND MULCH	This tan-color mulch has been shredded to provide a "spongy" base for under playground structures & wheelchair paths. This mulch is certified by the State of Michigan and the ADA.	\$20.99	\$31.99	140yd Train
					\$20.99
					70yd Semi
					\$22.99
You Bag...\$6.00 per 30 Gallon Garbage Bag (Approx. 3.5 cuft)					
	CLEAN WOODCHIPS	This blonde-color mulch comes in clean 3/4" chips & is used for dog runs, pathways & play areas. These chips fade to a beautiful grey patina over time.	\$21.49	\$32.99	140yd Train
					\$21.99
					70yd Semi
					\$23.99
You Bag...\$6.00 per 30 Gallon Garbage Bag (Approx. 3.5 cuft)					
	PINE STRAW (SLASH)	This long-lasting mulch brings an elegant touch of the South (think Augusta National Golf Club). Pine Straw does wonders for acid-loving plants like Rhodies & Azaleas!	COVERAGE PER BALE (approx) 60 sqft @ 2" 45 sqft @ 3" 30 sqft @ 4"	Sold in 2.5 CuFt Bale...48 Bales per Pallet	
				Compressed Bales!	
				\$15.99	\$13.99
				Per 2.5 CuFt Bale	Per Pallet (48 Bales)
2.5 CuFt Compressed Bales					
	NU-PLAY RUBBER MULCH	This recycled-tire mulch is 99.9% wire free and has a 10 year color-loss guarantee. It comes in 3/4" Nuggets and complies with ASTM & ADA standards for safety & wheelchair accessibility	COVERAGE PER BAG (approx) 4.5 sqft @ 2" 3 sqft @ 3" 34 Bags = 1yd	.8 CuFt Bag (20#)...96 Bags per Pallet	
				3" Depth for 6ft Fall...6" Depth for 16ft Fall	
				\$9.49	\$8.49
				Per .08 CuFt Bag	Per Pallet (96 Bags)
Black, Earthtone, Redwood, Blue (Special)					
21355 TELEGRAPH ROAD SOUTHFIELD, MI 48033 P: 248-356-8660 F: 248-356-7653 www.mainslandscapesupply.com					
1-888-89-MAINS					

21355 TELEGRAPH ROAD
SOUTHFIELD, MI 48033
P: 248-356-8660 F: 248-356-7653
www.mainslandscapesupply.com

1-888-89-MAINS

Prices subject to change without notice



All measurements are approximate

Direct Ship pricing may vary depending on delivery location and accessibility for large trucks...Please call for a specific quote

4/1/2021

****ALL SOILS ARE PROCESSED THROUGH 1/2" SCREENS TO MINIMIZE DEBRIS & PROVIDE SUPERIOR TEXTURE****

****TEXTURE, MOISTURE CONTENT, AND SOIL AVAILABILITY MAY BE IMPACTED BY WEATHER CONDITIONS****

Picture	Product	Description	Half-Yard	Sold by the Cubic Yard	Direct
	SANDY LOAM TOPSOIL (Brown)	This construction-grade brown soil is best for building up foundations, filling in holes, grading slopes, building berms & general construction projects.	\$18.49	\$26.99	45yd Train
					\$18.99
					22yd Semi
					\$21.99
					GREAT FOR CONSTRUCTION PROJECTS!!
	LAWN MIX SOIL (Medium Brown)	This medium-brown soil is a popular "Golf Course Blend" of Topsoil, Compost & Sand. It's perfect for grading & seeding lawns...firm enough to hold up to erosion and rich enough to add nutrients to new grass seed.	\$22.99	\$35.99	50yd Train
					\$27.99
					25yd Semi
					\$30.99
					DON'T FORGET YOUR GRASS SEED, STRAW & FERTILIZER!
	COMPOST SOIL (Dark Brown)	This dark-brown soil is a nutrient-rich amendment for planting beds. It contains recycled organic materials that have been composted for 1-2 years. ATTN: Compost WILL contain small pieces of plastic, glass, paper & organics.	\$20.99	\$31.99	60yd Train
					\$23.99
					30yd Semi
					\$26.99
					ORGANIC GARDNERS LOVE OUR COMPOST!!
	GARDEN MIX SOIL (Black)	BEST SELLER!! This black, rich soil contains Peat, Compost & Topsoil and is best for flower beds, decorative planting beds, and vegetable gardens. Don't be fooled by imitators...our Garden Mix is the Richest soil in Detroit!	\$28.49	\$46.99	70yd Train
					\$38.99
					35yd Semi
					\$41.99
					THIS IS DETROIT'S RICHEST PLANTING SOIL!!
	UNSCREENED FILL DIRT (DEEP FILL)	This is an unscreened blend of scraps from our yard. This product contains sticks, stones, mulch, etc., and should only be used for filling deep holes. CUSTOMER MUST INSPECT before purchase.	NA	\$5.99	
					NA
					NA
					DELIVERY AVAILABLE...5 YARD MINIMUM

Unscreened

GRAVEL TRAINS LOADS AVAILABLE THROUGHOUT METRO-DETROIT! CALL FOR PRICING!!

"MAIN'S" BAGGED SOILS	"ALL-AMERICAN" BAGGED SOILS	"CANADIAN PREMIER" SPHAGNUM PEAT MOSS
 <p>.5 CuFt (54 Bags = 1Yd)</p> <p>Sandy Loam \$1.99/Bag</p> <p>Lawn Mix \$2.99/Bag</p> <p>Compost \$2.99/Bag</p> <p>Garden Mix \$2.99/Bag</p> <p>\$0.20 Off Full Pallets (56 Bags)</p>	 <p>40 pounds...70/Pallet</p> <p>All-Purpose Topsoil \$2.99/Bag</p> <p>Peat Mix Soil \$3.49/Bag</p> <p>Cow Manure Soil \$3.99/Bag</p> <p>\$0.30 Off Full Pallets (70 Bags)</p>	 <p>3.8 cubic ft...30/Pallet</p> <p>\$21.99/Bale</p> <p>"Compressed"</p> <p>\$2 Off Full Pallets (30 Bales)</p>
<p>21355 TELEGRAPH ROAD SOUTHFIELD, MI 48033 P: 248-356-8660 F: 248-356-7653 www.mainslandscapesupply.com</p>		





1-888-89-MAINS

Prices subject to change without notice

Direct Ship pricing may vary depending on delivery location and accessibility for large trucks...Please call for a specific quote


All measurements are approximate

4/1/2021

Picture	Product	Description	Half-Yard	Sold by the Cubic Yard
	MASON SAND	Description Dry Screened Weight 2600# Coverage @ 3" 100 sqft Color Tan Popular Usage Grout / Sand Boxes/ Beaches	\$22.99	\$35.99 <small>\$27.68 /ton</small>
	LIMESTONE PAVER SAND (3/8" DOWN)	Description Gritty / Compactable Weight 2600# Coverage @ 3" 100 sqft Color Grey Popular Usage Paver Base / Dog Runs / Walkways	\$24.99	\$39.99 <small>\$30.76 /ton</small>
	SHARP SAND (#2NS)	Description Heavy Grit Weight 2800# Coverage @ 3" 100 sqft Color Tan w/ Pebbles Popular Usage Grout / Beaches / Drainage	\$26.49	\$42.99 <small>\$30.71 /ton</small>
	FILL SAND (CLASS II)	Description Sand w/ some Stone Weight 2600# Coverage @ 3" 100 sqft Color Tan Popular Usage Under Concrete/ Filling Holes	\$19.99	\$29.99 <small>\$23.07 /ton</small>

.5 CUBIC FT (50#) BAGS OF CONSTRUCTION SAND: \$4.99 per Bag...\$4.49 for Full Pallet (60 Bags)

SPECIALTY SAND

Picture	Product	Description	Sold by the Ton...Delivery Only
	BUNKER SAND (#535)	Description Fine / Soft Weight 2600# Coverage @ 3" 100 sqft Color Off-White Popular Usage Golf Courses/ Sand Boxes/ Beaches	\$119.99 <small>SPECIAL ORDER...5 TON MINIMUM</small>

**50 TON GRAVEL TRAINS AVAILABLE THROUGHOUT
METRO-DETROIT!!
CALL FOR A QUOTE!**

21355 TELEGRAPH ROAD
SOUTHFIELD, MI 48033
P: 248-356-8660 F: 248-356-7653
www.mainslandscapesupply.com

1-888-89-MAINS

Prices subject to change without notice

Direct Ship pricing may vary depending on delivery location and accessibility for large trucks...Please call for a specific quote

All measurements are approximate

4/1/2021

Round Stones		Description	Half-Yard	Sold by the Cubic Yard
	PEA PEBBLE	Description 1/8" - 1/4"...Round Weight 3000# Coverage @ 3" 100 sqft Color Gray/Blue/Tan Popular Usage Drainage / Paths	\$34.49	\$58.99 \$39.33 /ton
	ROUND STONE (6A)	Description 1/4" - 3/4"...Round Weight 2800# Coverage @ 3" 100 sqft Color Gray/Blue/Tan Popular Usage Drainage / Septics	\$36.49	\$62.99 \$44.99 /ton
	EGGROCK	Description 1" - 3"...Round Weight 2700# Coverage @ 3" 70 sqft Color Gray/Blue/Tan Popular Usage Decorative	\$21.74	\$74.99 \$55.55 /ton
Crushed Granites		Description	Half-Yard	Sold by the Cubic Yard
	DECOMPOSED GRANITE (#DS1, Mfg Sand)	Description 0"-3/8"...Crushed Weight 2800# Coverage @ 3" 100 sqft Color Gray/Blue/Tan Popular Usage Walkways	\$42.49	\$74.99 \$53.56 /ton
	CRUSHED GRANITE (#4, Walkway)	Description 1/4"-3/8"...Crushed Weight 2800# Coverage @ 3" 100 sqft Color Gray/Blue/Tan Popular Usage Walkways	\$42.49	\$74.99 \$53.56 /ton
	CRUSHED GRANITE (#3, Driveway)	Description 1/2"-3/4"...Crushed Weight 2800# Coverage @ 3" 100 sqft Color Gray/Blue/Tan Popular Usage Driveways	\$42.49	\$74.99 \$53.56 /ton
Crushed Limestones		Description	Half-Yard	Sold by the Cubic Yard
	CRUSHED LIMESTONE (6A/5G)	Description 3/4" Crushed...Clean Weight 2600# Coverage @ 3" 100 sqft Color Gray Popular Usage Driveways / Paths	\$29.49	\$48.99 \$37.68 /ton
	LIMESTONE W/ FINES (21AA-Com)	Description 0" - 3/4" Crushed Weight 2800# Coverage @ 3" 100 sqft Color Gray Popular Usage Driveways/Paver Base	\$28.49	\$46.99 \$33.56 /ton
Crushed Concretes		Description	Half-Yard	Sold by the Cubic Yard
	CRUSHED CONCRETE W/ FINES (21ACC)	Description 0" - 1 1/2" Crushed Weight 2800# Coverage @ 3" 100 sqft Color Gray/Multi Popular Usage Driveways/Paver Base	\$19.99	\$29.99 \$21.42 /ton
	CONCRETE MIX (60/40)	Description 60% Stone/40% Sand Weight 3000# Coverage @ 3" NA Color Tan w/ Gravel Popular Usage Mix for Concrete	\$38.99	\$67.99 \$45.33 /ton
	CRUSHED CONCRETE (1" - 3")	Description 1" - 3" Clean Weight 2200# Coverage @ 3" 70 sqft Color Gray/Multi Popular Usage Construction Drives	DELIVERY ONLY...5 YARD MINIMUM	\$30.99 \$28.17 /ton

.5 CUBIC FT (50#) BAGS OF CONSTRUCTION GRAVEL: \$4.99 per Bag...\$4.49 for Full Pallet (60 Bags)

50 TON GRAVEL TRAINS AVAILABLE!! CALL FOR A QUOTE!

21355 TELEGRAPH ROAD
SOUTHFIELD, MI 48033
P: 248-356-8660 F: 248-356-7653
www.mainslandscapesupply.com

1-888-89-MAINS


Prices subject to change without notice



Direct Ship pricing may vary depending on delivery location and accessibility for large trucks...Please call for a specific quote

All measurements are approximate

4/1/2021

DECORATIVE STONE IS STOCKED ON A LIMITED BASIS. NON-STOCKED DECO STONE IS AVAILABLE FOR DELIVERY WITH A 2 TON MINIMUM OR \$100 DELIVERY CHARGE FOR LESS THAN 2 TONS

Picture	Product	Description	Sold by the 50# Bag...60 Bags per Pallet	
	MEXICAN PEBBLES	Size	2" - 3"	
		Weight per Bag	50 Pounds	
		Coverage per Bag @ 2"	1.5 sqft	
		Color	Charcoal/Black	
			\$23.99 <i>Per 50# Bag</i>	\$21.99 <i>Per Pallet (60 bags)</i>

Picture	Product	Description		Half-Yard	Sold by the Cubic Yard
	EGGROCK	Size	1" - 4"	\$42.49	\$74.99
		Weight per Yard	2700 Pounds		
		Coverage @ 3"	70 sqft	\$30.35 /ton	\$55.55 /ton
		Color	Gray/Blue/Tan	.5 CuFt Bag (50#): \$4.99 each...\$4.49 for Full Pallet (60 Bags)	
	CRUSHED GRANITES	Size	3 Sizes	\$42.49	\$74.99
		Weight per Yard	2800 Pounds		
		Coverage @ 2"	100 sqft	\$30.35 /ton	\$53.56 /ton
		Color	Gray/Blue/Tan	.5 CuFt Bag (50#): \$4.99 each...\$4.49 for Full Pallet (60 Bags)	
		Available in Small, Medium & Large			

Picture	Product	Description		Sold by the Ton	
	RED LAVA	Size	1"- 3"	\$324.00	
		Weight per Yard	940 Pounds		
		Coverage @ 2"	300 SqFt	\$152.28 /yard	
		Color	Porous Red	.5 CuFt Bag (17#): \$6.74 each...\$5.74 for Full Pallet (60 Bags)	
	BLACK LAVA	Size	3/4" - 1"	\$374.00	
		Weight per Yard	1200 Pounds		
		Coverage @ 2"	250 SqFt	\$224.40 /yard	
		Color	Porous Black	.5 CuFt Bag (22#): \$8.04 each...\$7.04 for Full Pallet (60 Bags)	
	CANADIAN MARBLE	Size	1" - 2"	\$184.00	
		Weight per Yard	2400 Pounds		
		Coverage @ 2"	100 SqFt	\$220.80 /yard	
		Color	Shiny White	.5 CuFt Bag (50#): \$7.24each...\$6.24 for Full Pallet (60 Bags)	
	ARCTIC RAINBOW	Size	1" - 2"	\$244.00	
		Weight per Yard	2400 Pounds		
		Coverage @ 2"	105 SqFt	\$292.80 /yard	
		Color	Purple/White	.5 CuFt Bag (50#): \$9.24 each...\$8.24 for Full Pallet (60 Bags)	
	BLACK CHESTNUT	Size	3/4" - 2"	\$394.00	
		Weight per Yard	1400 Pounds		
		Coverage @ 2"	200 SqFt	\$275.80 /yard	
		Color	Shiny Black	.5 CuFt Bag (25#): \$9.54 each...\$8.54 for Full Pallet (60 Bags)	
	BEECHWOOD PEBBLE <i>(Stone Bark)</i>	Size	3/4" - 1"	\$214.00	
		Weight per Yard	1200 Pounds		
		Coverage @ 2"	250 SqFt	\$128.40 /yard	
		Color	Tan/Brown/Rust	.5 CuFt Bag (20#): \$6.24 each...\$5.24 for Full pallet (60 Bags)	
	WALNUT PEBBLE <i>(SML& LRG)</i> <i>(Merimac)</i>	Size	1/2"-1" ... 2"-3"	\$214.00	
		Weight per Yard	2200 Pounds		
		Coverage @ 2"	100 SqFt / 75SqFt	\$235.40 /yard	
		Color	Tan/Yellow	.5 CuFt Bag (50#): \$7.24 each...\$6.24 for Full Pallet (60 Bags)	
	PINK QUARTZ <i>(Rose Quartz)</i>	Size	3/4" - 1 1/2"	\$174.00	
		Weight per Yard	2400 Pounds		
		Coverage @ 2"	100 SqFt	\$208.80 /yard	
		Color	Glossy Pink	.5 CuFt Bag (50#): \$7.24 each...\$6.24 for Full Pallet (60 Bags)	

21355 TELEGRAPH ROAD
 SOUTHFIELD, MI 48033
 P: 248-356-8660 F: 248-356-7653
 www.mainslandscapesupply.com

1-888-89-MAINS

#####

DECORATIVE STONE IS STOCKED ON A LIMITED BASIS. NON-STOCKED DECO STONE IS AVAILABLE FOR DELIVERY WITH A 2 TON MINIMUM OR \$100 DELIVERY CHARGE FOR LESS THAN 2 TONS

Picture	Product	Description	Sold by the Ton
	SILICA PEBBLES	Size 1" Weight per Yard 2560 Pounds Coverage @ 2" 100 SqFt Color Tan/White/Cream	\$234.00 \$299.52 /yard .5 CuFt Bag (50#): \$8.64 each...\$7.64 for Full Pallet (60 Bags)
	SLATE RED (Barn Red)	Size 1/2" - 1" Weight per Yard 2200 Pounds Coverage @ 2" 100 SqFt Color Maroon	\$184.00 \$202.40 /yard .5 CuFt Bag (50#): \$7.24 each...\$6.24 for Full Pallet (60 Bags)
	SPANISH TILE	Size 1/2" - 1" Weight per Yard 1800 Pounds Coverage @ 2" 150 SqFt Color Terra Cotta Orange	\$164.00 \$147.60 /yard .5 CuFt Bag (50#): \$6.24 each...\$5.24 for Full Pallet (60 Bags)
	WESTERN SUNRISE	Size 3/4" - 1 1/2" Weight per Yard 1800 Pounds Coverage @ 2" 140 SqFt Color Pink/Purple/Peach	\$294.00 \$264.60 /yard .5 CuFt Bag (40#): \$9.24 each...\$8.24 for Full Pallet (60 Bags)
	ROSE GRANITE	Size 1/2" - 1" Weight per Yard 2400 Pounds Coverage @ 2" 100 SqFt Color Pink & Black Speckled	\$184.00 \$220.80 /yard .5 CuFt Bag (50#): \$6.74 each...\$5.74 for Full Pallet (60 Bags)
	STAR BLACK	Size 3/4" - 1 1/2" Weight per Yard 2500 Pounds Coverage @ 2" 100 SqFt Color Black	\$214.00 \$267.50 /yard .5 CuFt Bag (50#): \$8.24 each...\$7.24 for Full Pallet (60 Bags)
	EASTERN SUNRISE	Size 3/4" - 1 1/2" Weight per Yard 1760 Pounds Coverage @ 2" 150 SqFt Color Pink/Purple/Peach	\$224.00 \$197.12 /yard .5 CuFt Bag (50#): \$6.74 each...\$5.74 for Full Pallet (60 Bags)
	ROYAL GORGE	Size 3/4" - 1 1/2" Weight per Yard 2560 Pounds Coverage @ 2" 100 SqFt Color Flaky Peach/Pink	\$294.00 \$391.02 /yard .5 CuFt Bag (50#): \$10.24 each...\$9.24 for Full Pallet (60 Bags)
	MIDNIGHT GRANITE	Size 1/2" - 1" Weight per Yard 2700 Pounds Coverage @ 2" 100 SqFt Color Charcoal w/Light Fleck	\$164.00 \$221.40 /yard .5 CuFt Bag (50#): \$6.24 each...\$5.24 for Full Pallet (60 Bags)
	SLATE SCAPE	Size 1/2" - 2 1/2"...Flat Weight per Yard 2400 Pounds Coverage @ 2" 100 SqFt Color Slate Grey	\$214.00 \$256.80 /yard .5 CuFt Bag (50#): \$7.54 each...\$6.54 for Full Pallet (60 Bags)
	FIRE FIELD	Size 1" - 2" Weight per Yard 2500 Pounds Coverage @ 2" 100 SqFt Color Purple/Pink/Grey	\$204.00 \$244.80 /yard .5 CuFt Bag (50#): \$8.24 each...\$7.24 for Full Pallet (60 Bags)

POPULAR FOR WATER FEATURES, FIRE FEATURES, INDOOR PLANTING, ROCK GARDENS & FISH TANKS

Product	Picture	50# Bag	60+ Bags
MEXICAN BEACH PEBBLES 1-2" or 2-3"	  <p>Charcoal</p>	50# Bags...60 Bags per Pallet \$23.99 \$0.48 /pound	60+ Bags \$21.99 \$0.44 /pound
EXOTIC PEBBLES 2-3"	    <p><i>Available Colors: White Marble, Bordo Marble, Royal Black Marble, Sunny Brown</i></p>	44# Bag \$29.99 \$0.68 /pound	75+ Bags \$27.99 \$0.64 /pound
EXOTIC BOULDERS 4-12"	    <p><i>Available Colors: White Marble, Bordo Marble, Royal Black Marble, Sunny Brown</i></p>	Per Pound \$0.99	Per Ton \$899.00 \$0.45 /pound



4/1/2021





21355 TELEGRAPH ROAD
 SOUTHFIELD, MI 48033
 P: 248-356-8660 F: 248-356-7653
www.mainslandscapesupply.com





1-888-89-MAINS

Prices subject to change without notice

All measurements are approximate, not actual

ALL BULK ATHLETIC TURF IS AVAILABLE FOR DELIVERY ONLY...5 TON MINIMUM...ALLOW 2-3 BUSINESS DAYS

Picture	Product	Description	Sold by the Ton
	SPORT CLAY	Baked Red Clay best for "Non-Slide" Baseball Fields	\$189.99
		Weight per Yard 2200 Pounds	\$208.99 /yard
		Coverage @ 2" 120 sqft	5 CuFt Bag (50#): \$9.99 each...\$8.99 for Full Pallet (60 Bags)
	WARNING TRACK CLAY	Coarse (3/8") Baked Red Clay used along warning tracks	\$189.99
		Weight per Yard 2200 Pounds	\$208.99 /yard
		Coverage @ 2" 120 sqft	5 CuFt Bag (50#): \$9.99 each...\$8.99 for Full Pallet (60 Bags)
	WASHINGTON FIELD MIX	Mix of Baked Clay, Raw Clay, & Sand...Best for "Slide" Baseball Fields	\$179.99
		Weight per Yard 2400 Pounds	\$197.99 /yard
		Coverage @ 2" 120 sqft	5 CuFt Bag (50#): \$9.99 each...\$8.99 for Full Pallet (60 Bags)
	DIAMOND DUST ATHELTIC MEAL	Grey/Tan Limestone Slurry used for Baseball Fields	\$84.99
		Weight per Yard 2600 Pounds	\$110.49 /yard
		Coverage @ 2" 120 sqft	5 CuFt Bag (50#): \$9.99 each...\$8.99 for Full Pallet (60 Bags)

Picture	Product	Description	Sold by the Bag
	RAPID DRY	Orange Clay conditioner used to absorb moisture around wet areas	\$23.99
			50# Bag: \$22.99 for Full Pallet (40 Bags)
	FIELD MARKER	#1 White Marking Chalk used for striping baseball, soccer & football fields	\$8.99
			50# Bag: \$7.99 for Full Pallet (60 Bags)
	MOUND CLAY	Finishing Clay applied over Field Bricks	\$15.99
			40# Bag: \$14.99 for Full Pallet (54 Bags)
	FIELD BRICKS	Red Clay Bricks (4"x8"x2") used around the pitcher's mound & batter's box	\$26.99
			8 Bricks/Bag: \$25.99 for Full Pallet (40 Bags)

CHECK OUT OUR SELECTION OF TURF SEEDS, PLAYGROUND MULCHES, & FERTILIZERS!

4/15/2021

 21355 TELEGRAPH ROAD
 SOUTHFIELD, MI 48033
 P: 248-356-8660 F: 248-356-7653
www.mainslandscapesupply.com
1-888-89-MAINS

Prices subject to change without notice

All measurements are approximate

MICHIGAN BOULDERS:

These rocks are glacially rounded Michigan fieldstones that range from 4 Inches to 4 Feet in Size. Most stones are tans, blues, creams, and greys. Customers can hand-pick specific sizes or buy them by the ton. Please review our boulder policies below.

Picture	Product	Description	Individually Selected		Bulk Per Ton	
	MICHIGAN COBBLESTONE (4 - 8") <i>"Grapefruit to Coconut"</i>	Size 4 - 8"	Per Rock	50+ Rocks...Per LB	1000+ Pounds	
		Avg Weight per Rocks 8 Pounds	\$2.00 <i>You Pick....Per Visit</i>	\$0.11 <i>Scooped</i>	\$99.00 <i>Popular for lining flowerbeds!!</i>	
		Avg Rocks per Ton 250 Rocks				
		Avg Rocks per 10 Lineal Ft 20 Rocks				
	MICHIGAN FIELDSTONE BOULDERS (8" - 12") <i>"Bowling Ball to Volleyball"</i>	Size 8" - 12"	Per Rock	25+ Rocks...Per LB	1000+ Pounds	
		Avg Weight per Rocks 30 Lbs	\$4.00 <i>You Pick....Per Visit</i>	\$0.12 <i>Scooped</i>	\$119.00 <i>Great for low-profile garden walls!!</i>	
		Avg Rocks per Ton 65 Rocks				
		Avg Rocks per 10 Lineal Ft 12 Rocks				
	MICHIGAN FIELDSTONE BOULDERS (12" - 18") <i>"Basketball to Beach Ball"</i>	Size 12" - 18"	1-1999 Pounds		2000+ Pounds	
		Avg Weight per Rocks 160 Lbs	\$0.15 <i>Individually Picked....Per Visit</i>	\$119.00 <i>Scooped</i>		
		Avg Rocks per Ton 12 Rocks				
		12" Weighs Approx. 100#			<i>Great for small retaining walls!!</i>	
		18" Weighs Approx. 200#				
	MICHIGAN FIELDSTONE BOULDERS (18" - 24") <i>"Beachball to Yoga Ball"</i>	Size 18" - 24"	1-1999 Pounds		2000+ Pounds	
		Avg Weight per Rocks 300 Lbs	\$0.17 <i>Individually Picked....Per Visit</i>	\$129.00 <i>Scooped</i>		
		Avg Rocks per Ton 7 Rocks				
		18" Weighs Approx. 200#			<i>Great for protecting your lawn from cars!!</i>	
		24" Weighs Approx. 400#				
	MICHIGAN FIELDSTONE BOULDERS (36" - 48")	36" Boulders Weigh Approximately 1500# - 3000#	1-999 Pounds		2000+ Pounds	
		48" Boulders Weigh Approximately 3000# - 5000#	N/A		\$149.00 <i>Great for garden monuments & focal-points!!</i>	

4/1/2021

BOULDER POLICIES:

- * Boulders are difficult to estimate. All sizes, weights, and sales quotes are approximate.
- * Customers may be required to put a credit card on file for billing after boulders are selected and weighed.
- * Customers buying "You-Pick" boulders are doing so at their own risk. To prevent injuries, please wear appropriate gloves & shoes.
- * To prevent mistakes, customers may be required to visit our Southfield store to select boulders for your specific project.
- * Please be patient when picking up boulders and scheduling deliveries. Boulders take longer to select and load than other products.
- * Boulders take time to select. Please arrive at our yard AT LEAST 1 HOUR before Closing Time if you'd like to pickup boulders.
- * Dumping boulders WILL CAUSE DAMAGE. We recommend dumping in a "soft" area rather than on hard pavement.
- * To prevent damage during dumping, larger boulders may REQUIRE a forklift delivery.
- * For safety & insurance reasons, **WE DO NOT INSTALL BOULDERS**. If we deliver boulders with a Forklift, we will gladly place them as close to the area as our machine can fit, however, we are a delivery service, not an installation service.





21355 TELEGRAPH ROAD
 SOUTHFIELD, MI 48033
 P: 248-356-8660 F: 248-356-7653
www.mainslandscapesupply.com

1-888-89-MAINS





Prices subject to change without notice



All measurements are approximate, not actual

**** ALL FLAGSTONE ORDERS UNDER 1000# WILL BE CHARGED BY THE POUND ****


Wallstone	Description	Pound	Sold by the Ton (2000#)
 CANADIEN CARAMEL GUILLOTINED DRYWALL	Weight per Pallet 4000# (2 Tons) Thickness 7" Face Ft per Ton 20 Face Feet Color / Description Tan/Cream/Grey	\$0.35 \$698 /Ton	\$349.00
 COLONIAL WALLSTONE (AVAILABLE 1-3" or 3-6")	Weight per Pallet 3000# (1.5 Tons) Thickness 1/2" - 6" Face Ft per Ton 20 Face Feet Color / Description Blue, Green or Lilac	\$0.27 \$538 /Ton	\$269.00
 WESTERN MOUNTAIN WALLSTONE	Weight per Pallet 3000# (1.5 Tons) Thickness 1/2" - 6" Face Ft per Ton 20 Face Feet Color / Description Brown/Tan/Rose	\$0.28 \$558 /Ton	\$279.00
 TUMBLED BLUE STONE (SELECT, FULL COLOR)	Weight per Pallet 3000# (1.5 Tons) Thickness 2" - 4" Face Ft per Ton 20 Face Feet Color / Description Tumbled Blue/Full	\$0.32 \$638 /Ton	\$319.00

**** FACE FEET COVERAGE BASED ON 12" THICK WALL...FULL PALLETS WILL HAVE CRUMBS ****

Irregular Flagstone	Description	Pound	Sold by the Ton (2000#)
 CANADIEN CARAMEL FLAGSTONE	Weight per Pallet 4000# (2 Tons) Thickness 2" - 3" Square Ft per Ton 75 SqFt Color / Description Tan/Cream/Grey	\$0.37 \$738 /Ton	\$369.00
 CANADIEN FLAGSTONE (PREMIUM/SMOOTH)	Weight per Pallet 5000# (2.5 Tons) Thickness 1 1/2" - 2" Square Ft per Ton 75 - 100 SqFt Color / Description Grey/Charcoal/Buf	\$0.50 \$998 /Ton	\$499.00
 PENNSYLVANIA FLAGSTONE (FULL COLOR)	Weight per Pallet 3000# (1.5 Tons) Thickness 1 1/4" - 2" Square Ft per Ton 75 - 100 SqFt Color / Description Green/Full Color	\$0.43 \$858 /Ton	\$429.00
 PENNSYLVANIA FLAGSTONE (LILAC COLOR)	Weight per Pallet 3000# (1.5 Tons) Thickness 1 1/4" - 2" Square Ft per Ton 75 - 100 SqFt Color / Description Green/Full Color	\$0.45 \$898 /Ton	\$449.00

Dimensional Flagstone	Description	Sold by the Square Foot	
 PENNSYLVANIA CUT FULL COLOR (NATURAL CLEFT)	Weight per Pallet Varies Thickness 1 1/2" Nominal Available Sizes 1'x1' 1'x2' 2'x2' Color / Description Green/Full Color	Loose	Full Pallets
		\$9.99	\$8.99
 PENNSYLVANIA CUT TRUE BLUE (NATURAL CLEFT)	Weight per Pallet Varies Thickness 1 1/2" Nominal Available Sizes 1'x1' 1'x2' 2'x2' Color / Description Blue	Loose	Full Pallets
		\$10.99	\$9.99

**** THERMAL FINISH CUT STONE AVAILABLE FOR SPECIAL ORDER...CALL FOR PRICING ****

Belgium Blocks	Description	Sold by the Blocks	
 BELGIUM BLOCKS (WHITE, PINK, BLACK)	Stones per Pallet Varies Size 4" x 5" x 9" Description Granite Blocks for Curbs Colors White, Pink, Black	Each	100+ Blocks
		\$8.99	\$7.99

21355 TELEGRAPH ROAD
SOUTHFIELD, MI 48033
P: 248-356-8660 F: 248-356-7653
www.mainslandscapesupply.com

1-888-89-MAINS


4/1/2021

Prices subject to change without notice

All measurements are approximate, not actual

CANADIEN CARAMEL LEDGEROCK

Product	Description	Specifications	Sold by the Ton	45 Ton Direct Shipment
WALL MATERIAL (9-12" THICK)	These beautiful limestone outcroppings are fantastic for retaining walls, seawalls, steps, and hillside accent pieces. They have a variety of earthtones that include greys, tans, creams & chocolates. We offer this stone for pickup, delivery, or direct-shipment throughout the entire State of Michigan.	Weighs 165 Pounds per Cubic Ft...Most Average- Sized slabs weigh about 1500 Pounds	\$159.00	\$129.00
STEP MATERIAL (6-8" THICK)			\$219.00	\$189.00










- ** This is a naturally quarried product...Color & Texture variations will occur in natural stone
- ** Direct Shipment prices based on delivery to Macomb, Oakland & Wayne Counties. Call for pricing on delivery to other regions
- ** Customer must unload truck within 2 hours...Anything over 2 Hours will be charged at \$200/hour
- ** Direct Shipments must be pre-paid before dispatching...please allow 3-5 business days for delivery

4/1/2021

21355 TELEGRAPH ROAD
SOUTHFIELD, MI 48033
P: 248-356-8660 F: 248-356-7653
www.mainslandscapesupply.com


1-888-89-MAINS

Picture	Product	Description	1 Gallon	5 Gallon	
	PAVER SEALER (MAC-SEAL)	A High-Gloss, Oil-Based sealer that enhances the color of brick, protects against stains, and protects pavers from chipping & crumbling. Please read instructions before applying.	\$38.99	\$169.99	
		Available Sizes..... 1 Gallon & 5 Gallon			
		Coverage per Gallon..... Approximately 125 sqft			
	XYLENE STRIPPER (MAC-SEAL)	Xylene is used strip previous layers of sealant from bricks and concrete. Please read instructions before applying.	1 Gallon		
		Available Sizes..... 1 Gallon	\$29.99		
		Coverage per Gallon..... Approximately 125 sqft			
Picture	Product	Description	Each	Case (12)	
	CONSTRUCTION ADHESIVE (SRW...10.5 OZ)	Use this construction adhesive to lock brick and block together. This product has amazing strength, is weather-proof, & sets quickly.	\$6.99	\$67.99	
		Coverage per 10.5 oz Tube..... 15 lineal ft at a 3/8" wide bead			
	CONSTRUCTION ADHESIVE (SRW...29 OZ)	Use this construction adhesive to lock brick and block together. This product has amazing strength, is weather-proof, & sets quickly.	\$10.99	\$113.99	
		Coverage per 29 ozTube..... 42 lineal ft at a 3/8" wide bead			
Picture	Product	Description	Colors	50# Bag	Pallet (56 Bags)
	PowerLoc Sand, Lt Commercial (QUIKRETE...50#)	Once PowerLoc™ Jointing Sand is swept into the paver joints and dampened with a water mist it hardens, locking pavers into place	Tan	\$20.99	\$19.99
	One-Sand Polysand, Heavy (OAKS...50#)	1ONESAND polymeric sand is a specially formulated, high-performance mix of calibrated sands, polymers, and binding agents designed to fill and firmly bind paver joints. 1OneSand's superior performance and durability is ideal for all newly installed pavers or slabs, as well as paver joint replacement on existing walkways, patios or even sloped driveways. 1OneSand remains stable and just flexible enough, maintaining its durability and flexibility in the most extreme weather conditions	Colors	Bag	Pallet (63 Bags)
			Canvas Beige	\$30.99	\$29.99
			Granite Grey	\$31.99	\$30.99
			Absolute Black	\$36.99	\$35.99
			Urban White	\$36.99	\$35.99
Picture	Product	Description	Each	Case (10 Pcs)	
	DIAMOND PAVER EDGE	Description..... PVC, L-Shaped, Commercial Grade	\$17.99	\$16.99	
		Length & Thickness.... 8' Long x 1.75" Tall			
		Available Colors..... Black			
		Stakes & Connectors p 4 Spikes (10").....Connectors N/A			
		Extra Stakes & Connec \$0.99 per Spike.....Connectors N/A			
		<i>Includes 4 Spikes</i>			

4/1/2021


STOCKED COLORS


Northern




Timberwood



Greyfield

SPECIAL ORDER COLORS


Charcoal

Product	Sizes	Packaging	Layer	Full Pallets	6+ Pallets
 60mm Thick	4" x 8" <i>4.5 Bricks/SqFt</i>	SqFt/Pallet..... 106 sqft (477 Full... 18 Half)	\$3.49 per SqFt <i>\$41.18 /layer</i>	\$3.19 per SqFt <i>\$338.14 /pallet</i>	\$3.03 per SqFt <i>\$321.23 /pallet</i>
		SqFt/Layer..... 11.8 sqft (53 Full...2 Half)			
		Layers/Pallet....9 layers per pallet			
		Pallet Weight... 2900 Pounds			

4/1/2021

 21355 TELEGRAPH ROAD
 SOUTHFIELD, MI 48033
 P: 248-356-8660 F: 248-356-7653
www.mainslandscapesupply.com
1-888-89-MAINS

**Special order colors: Full pallets only, delivery only, pre-paid only, allow 3-5 business days

**No returns

**Straps/Layers & Fulls Pallets only

**Measurements are approximate, not actual


STOCKED COLORS


Greyfield



Sandalwood



Timberwood





SPECIAL ORDER COLORS


Silversand



Onyx (6x9 Only)

4/1/2021

Product	Sizes	Packaging	Layer	Full Pallets	6+ Pallets
	Square 6" x 6"	SqFt/Pallet..... 104 sqft (360 Sq, 144 Sml) SqFt/Strap..... 11.56 sqft (40 Sq, 16 Sml) Layers/Pallet... 9 Layers per pallet Pallet Weight... 2925 Pounds	\$4.99 per SqFt \$57.68 /layer	\$4.69 per SqFt \$487.76 /pallet	\$4.46 per SqFt \$463.37 /pallet
	Small Rect 3" x 6"				
	Lrg Rect 6" x 9"	SqFt/Pallet..... 105 sqft (288 Bricks) SqFt/Strap..... 11.67 sqft (32 Bricks) Layers/Pallet... 9 Layers per pallet Pallet Weight... 2826 Pounds	\$4.99 per SqFt \$58.23 /layer	\$4.69 per SqFt \$492.45 /pallet	\$4.46 per SqFt \$467.83 /pallet
	Jumbo Sq 9" x 9"	SqFt/Pallet..... 98 sqft (180 Bricks) SqFt/Strap..... 10.9 sqft (20 Bricks) Layers/Pallet... 9 Layers per pallet Pallet Weight... 2750 Pounds	NA per SqFt Pallets Only	\$4.69 per SqFt \$459.62 /pallet	\$4.46 per SqFt \$501.24 /pallet
	(Special Order)				
	Jumbo Rect 9" x 12"	SqFt/Pallet..... 104 sqft (144 Bricks) SqFt/Strap..... 11.56 sqft (16 Bricks) Layers/Pallet... 9 Layers per pallet Pallet Weight... 2936 Pounds	NA per SqFt Pallets Only	\$4.69 per SqFt \$487.76 /pallet	\$4.46 per SqFt \$463.37 /pallet
	(Special Order)				

 21355 TELEGRAPH ROAD
 SOUTHFIELD, MI 48033
 P: 248-356-8660 F: 248-356-7653
 www.mainslandscapesupply.com

1-888-89-MAINS

 **Special order colors: Full pallets only, delivery only, pre-paid only, allow 3-5 business days
 **No returns

 **Straps/Layers & Fulls Pallets only
 **Measurements are approximate, not actual


STOCKED COLORS


Champagne



Marble Grey



Milano



Onyx (8x16 Only)

SPECIAL ORDER COLORS

Chestnut

4/1/2021

Product	Sizes	Packaging	Layer	Full Pallets	8+ Pallets
 50mm Thick	Lrg Rect 16" x 24" Square 16" x 16" Small Rect 8" x 16"	SqFt/Pallet..... 129.2 sqft (20 Lrg, 30 Sq, 30 Sml)	\$6.19 per SqFt	\$5.89 per SqFt	\$5.60 per SqFt
		SqFt/Layer..... 12.9 sqft (2 Lrg, 3 Sq, 3 Sml)			
		Layers/Pallet... 10 Layers per pallet			
		Pallet Weight... 3036 Pounds			
			\$79.85 /layer	\$760.99 /pallet	\$722.94 /pallet
	Small Rect 8" x 16"	SqFt/Pallet..... 129.2 sqft (150 Sml Rect)	\$6.19 per SqFt	\$5.89 per SqFt	\$5.60 per SqFt
		SqFt/Layer..... 12.9 sqft (15 Sml)			
		Layers/Pallet... 10 Layers per pallet			
		Pallet Weight... 3025 Pounds			
			\$79.85 /layer	\$760.99 /pallet	\$722.94 /pallet

 21355 TELEGRAPH ROAD
 SOUTHFIELD, MI 48033
 P: 248-356-8660 F: 248-356-7653
www.mainslandscapesupply.com
1-888-89-MAINS

 **Special order colors: Full pallets only, delivery only, pre-paid only, allow 3-5 business days
 **No returns

 **Straps/Layers & Fulls Pallets only
 **Measurements are approximate, not actual

**STOCKED IN
SOUTHFIELD**



STOCKED COLORS



Champagne



Marble Grey



Milano



Onyx (8x16 Only)

SPECIAL ORDER COLORS



Mackinaw

4/1/2021

Product	Sizes	Packaging	Layer	Full Pallets	8+ Pallets
	Lrg Rect 16" x 24" Square 16" x 16" Small Rect 8" x 16"	SqFt/Pallet..... 129.2 sqft (20 Lrg, 30 Sq, 30 Sml) SqFt/Layer..... 12.9 sqft (2 Lrg, 3 Sq, 3 Sml) Layers/Pallet... 10 Layers per pallet Pallet Weight... 3063 Pounds	\$6.19 per SqFt \$79.85 /layer	\$5.89 per SqFt \$760.99 /pallet	\$5.60 per SqFt \$722.94 /pallet
	Small Rect 8" x 16"	SqFt/Pallet..... 129.2 sqft (150 Sml Rect) SqFt/Layer..... 12.9 sqft (15 Sml) Layers/Pallet... 10 Layers per pallet Pallet Weight... 3025 Pounds	\$6.19 per SqFt \$79.85 /layer	\$5.89 per SqFt \$760.99 /pallet	\$5.60 per SqFt \$722.94 /pallet
	Lrg Rect 16" x 24" (Special Order)	SqFt/Pallet..... 129.2 sqft (50 Lrg) SqFt/Layer..... 12.9 sqft (5 Lrg) Layers/Pallet... 10 Layers per pallet Pallet Weight... 3076 Pounds	NA per SqFt	\$5.89 per SqFt \$760.99 /pallet	\$5.60 per SqFt \$722.94 /pallet

21355 TELEGRAPH ROAD
 SOUTHFIELD, MI 48033
 P: 248-356-8660 F: 248-356-7653
 www.mainslandscapesupply.com

1-888-89-MAINS


**Special order colors: Full pallets only, delivery only, pre-paid only, allow 3-5 business days

**No returns

**Straps/Layers & Fulls Pallets only

**Measurements are approximate, not actual

NUEVA XL SLAB (60mm)



\$6.19 /sqft 24x36: 116.3 SqFt/Pallet

MOLINA SLAB (60mm)



\$6.29 /sqft 3-Piece: 93 SqFt/Pallet
6x12: 93 SqFt/Pallet

RIDGEFIELD PLUS (70mm)



\$5.19 /sqft 3-Piece: 93 SqFt/Pallet

RIDGEFIELD SMOOTH (70mm)



\$5.19 /sqft 3-Piece: 93 SqFt/Pallet
8x12: 104 SqFt/Pallet

CENTURION PAVER (70mm)



\$5.99 /sqft Dbl Jumb: 90 SqFt/Pallet
Quad: 90 SqFt/Pallet
Jumbo: 90 SqFt/Pallet
Standard: 105.6 SqFt/Pallet
3-Piece: 97 SqFt/Pallet

ETERNA (100mm)



\$12.99 /sqft 100X300: 64 SqFt/Pallet
100X400: 57 SqFt/Pallet
200X600: 62 SqFt/Pallet
400X600: 64.6 SqFt/Pallet

**QUANTITY
DISCOUNTS
AVAILABLE!**



**SPECIAL ORDER...
ALLOW 5-10 DAYS**

THESE PAVERS ARE AVAILABLE FOR DELIVERY ONLY.
ALL SPECIAL ORDERS MUST BE PRE-PAID, ARE NON-REFUNDABLE, COME IN FULL-PALLETS ONLY, AND ARE GENERALLY DELIVERED IN 5-10 BUSINESS DAYS.

21355 TELEGRAPH ROAD
SOUTHFIELD, MI 48033
248-356-8660 F: 248-356-765
www.mainslandscapesupply.co

1-888-89-MAINS

**Special order colors: Full pallets only, delivery only, pre-paid only, allow 3-5 business days
**No returns

**Straps/Layers & Fulls Pallets only
**Measurements are approximate, not actual

RIALTO (80mm)




\$6.99 /sqft Rect: 77.5 SqFt/Pallet
3-Piece: 77.5 SqFt/Pallet

NUEVA PAVER (80mm)



\$7.49 /sqft Sml Rect: 77.5 SqFt/Pallet
3-Piece: 77.5 SqFt/Pallet

MONTEREY SLAB (50mm)



\$5.99 /sqft Sml Rect: 103.3 SqFt/Pallet
Lrg Rect: 103.3 SqFt/Pallet
3-Piece: 129.2 SqFt/Pallet

VILLANOVA (80mm)



\$7.59 /sqft 2-Piece: 76.5 SqFt/Pallet
Rect: 76.5 SqFt/Pallet

PRESIDIO (80mm)



\$7.79 /sqft Rect: 54.6 SqFt/Pallet
6-Piece: 65.3 SqFt/Pallet

MOLINA (80mm)



\$8.79 /sqft 6x12: 69.8 SqFt/Pallet
12x24: 69.8 SqFt/Pallet
3-Piece: 69.8 SqFt/Pallet

MARKET (80mm)



\$8.99 /sqft 1-Piece: 93 SqFt/Pallet

AVENUE SERIES (80mm)



\$5.99 /sqft 4x8: 71 SqFt/Pallet
8x8: 78 SqFt/Pallet
8x12: 77.5 SqFt/Pallet
12x12: 70 SqFt/Pallet
12x16: 70 SqFt/Pallet

COPINGS

CASSINA COPING



\$6.99 /each 1-Piece: 78 Pieces/Pallet

OASIS COPING



\$14.49 /each 1-Piece: 36 Pieces/Pallet

PERMEABLE PAVERS

ENVIRO PASSAGIO (70mm)



\$8.99 /sqft 4-Piece: 108 SqFt/Pallet

ENVIRO MIDORI (80mm)



\$6.59 /sqft 2-Piece: 58.6 SqFt/Pallet
3-Piece: 74.4 SqFt/Pallet

HYD'REAU PAVE (80mm)



\$6.29 /sqft 4-Piece: 64.1 SqFt/Pallet



**SPECIAL ORDER...
ALLOW 5-10 DAYS**

THESE PAVERS ARE AVAILABLE FOR DELIVERY ONLY.
ALL SPECIAL ORDERS MUST BE PRE-PAID, ARE NON-REFUNDABLE, COME IN FULL-PALLETS ONLY, AND ARE GENERALLY DELIVERED IN 5-10 BUSINESS DAYS.


STOCKED COLORS



Chartan

Greystone

Sandalwood

Onyx
SPECIAL ORDER COLORS

Champagne

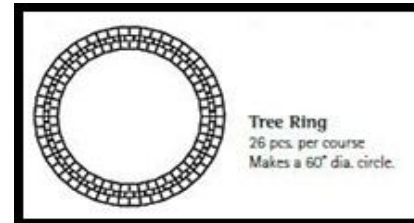
Product	Size	Packaging	Each	Full Pallet	6+ Pallet
	4" x 12" x 8" <i>Nominal</i>	Units/ Pallet..... 96 pieces per pallet Weight/ Piece..... Approx 28 pounds each Pallet Weight..... 2800 Pounds Exposed Face Area.... Modular (Varies)	\$4.09 per piece	\$3.99 per piece \$383.04 /pallet	\$3.84 per piece \$368.64 /pallet
	Wyevale Pillar Caps	24"x24"x3"... 150#... Natural Color	\$139.99		
		28"x28"x3"... 210#... Natural Color	\$159.99		

4/1/2021

 21355 TELEGRAPH ROAD
 SOUTHFIELD, MI 48033
 P: 248-356-8660 F: 248-356-7653
www.mainslandscapesupply.com
1-888-89-MAINS

**Special order colors: Full pallets only, delivery only, pre-paid only, allow 3-5 business days

**Measurements are approximate, not actual



STOCKED COLORS



Chartan




Greystone



Sandstone



Onyx

Product	Size	Packaging	Each	Full Pallet	6+ Pallet
	<i>Standard Unit</i> 7.25"Wx3.5"Tx 7.25"D	Units/ Pallet..... 180 pieces per pallet	\$3.09 per piece	\$2.99 per piece	\$2.84 per piece
		Weight/ Piece..... Approx 12.2 pounds each			
		Pallet Weight..... 2196 Pounds			
		Exposed Face Area.... 1/6 Sq Face Ft			
				\$538.20 /pallet	\$511.20 /pallet

4/1/2021

21355 TELEGRAPH ROAD
SOUTHFIELD, MI 48033
P: 248-356-8660 F: 248-356-7653
www.mainslandscapesupply.com

1-888-89-MAINS

**Special order colors: Full pallets only, delivery only, pre-paid only, allow 3-5 business days

**Measurements are approximate, not actual


STOCKED COLORS


Desert



Greyfield



Sandalwood

SPECIAL ORDER COLORS


Mountain



Timberwood

Product	Size	Packaging	Each	Full Pallet	6+ Pallets
    	Tapered Unit 8"Wx6"Tx12"D	Units/ Pallet..... 60 pieces per pallet Weight/ Piece..... Approx 40 pounds each Pallet Weight..... 2400 Pounds Exposed Face Area.... 1/3 Sq Face Ft	\$5.99 per piece	\$5.89 per piece \$0.00 /pallet	\$5.74 \$353.40 /pallet
	Standard Unit 8"Wx6"Tx12"D <i>Special Order</i>	Units/ Pallet..... 60 pieces per pallet Weight/ Piece..... Approx 46 pounds each Pallet Weight..... 2760 Pounds Exposed Face Area.... 1/3 Sq Face Ft	\$5.99 per piece	\$5.89 per piece \$0.00 /pallet	\$5.74 \$353.40 /pallet
	90° Corner 12"Wx6"Tx8"D	Units/ Pallet..... 24 pieces per pallet Weight/ Piece..... Approx 47 pounds each Pallet Weight..... 1128 Pounds Exposed Face Area.... Varies	\$6.69 per piece	\$6.59 per piece \$0.00 /pallet	\$6.44 \$158.16 /pallet
	2ft Coping 24"Wx3"Tx12"D <i>Special Order</i>	Units/ Pallet..... 48 pieces per pallet Weight/ Piece..... Approx 70 pounds each Pallet Weight..... 2520 Pounds Exposed Face Area.... 2 Linear Ft	\$8.79 per piece	\$8.69 per piece \$0.00 /pallet	\$8.54 \$417.12 /pallet
	1ft Coping 12"Wx3"Tx12"D	Units/ Pallet..... 72 pieces per pallet Weight/ Piece..... Approx 35 pounds each Pallet Weight..... 1680 Pounds Exposed Face Area.... 1 Linear Ft	\$4.89 per piece	\$4.79 per piece \$0.00 /pallet	\$4.64 \$344.88 /pallet

 21355 TELEGRAPH ROAD
 SOUTHFIELD, MI 48033
 P: 248-356-8660 F: 248-356-7653
www.mainslandscapesupply.com
1-888-89-MAINS

**Special order colors: Full pallets only, delivery only, pre-paid only, allow 3-5 business days

**Measurements are approximate, not actual

**No returns







SPECIAL ORDER COLORS

Champagne

Cloudburst

Marble Grey

Twilight

Product	Size	Packaging		Full Pallet	6+ Pallets
 660 Unit	26"Wx4.3"Tx8.6"D 80 Pounds	<u>Layer Packaging</u> SqFt per Layer..... 9.4 SqFt Linear Ft per Layer... 26 LinFt Pieces per Layer..... 4 of Each Size Weight per Layer..... 961 Pounds Layers per Pallet..... 3 Layers	<u>Pallet Packaging</u> SqFt per Pallet..... 28.1 SqFt Linear Ft per Pallet... 78 LinFt Pieces per Pallet..... 12 of Each Size Weight per Pallet..... 2884 Pounds	\$16.19 per SqFt <i>\$454.94 /pallet</i>	\$14.57 per SqFt <i>\$409.45 /pallet</i>
 550 Unit	21.6"Wx4.3"Tx8.6"D 67 Pounds				
 440 Unit	17.3"Wx4.3"Tx8.6"D 53 Pounds				
 330 Unit	13"Wx4.3"Tx8.6"D 40 Pounds				
 Linear Unit	17.3"Wx4.3"Tx8.6"D 53 Pounds	<u>Layer Packaging</u> SqFt per Layer..... 8.3 SqFt Linear Ft per Layer... 23 LinFt Pieces per Layer..... 16 Pieces Weight per Layer..... 848 Pounds Layers per Pallet..... 3 Layers	<u>Pallet Packaging</u> SqFt per Pallet..... 25 SqFt Linear Ft per Pallet... 69.3 LinFt Pieces per Pallet..... 48 Pieces Weight per Pallet..... 2544 Pounds	\$7.69 Each <i>\$369.12 /pallet</i>	\$6.92 Each <i>\$332.21 /pallet</i>

4/1/2021

 21355 TELEGRAPH ROAD
 SOUTHFIELD, MI 48033
 P: 248-356-8660 F: 248-356-7653
www.mainslandscapesupply.com
1-888-89-MAINS

**Special order colors: Full pallets only, delivery only, pre-paid only, allow 3-5 business days

**Measurements are approximate, not actual

**No returns



SPECIAL ORDER COLORS








Champagne



Marble Grey



Onyx (Coping Only)

Product	Size	Packaging	Full Pallet	6+ Pallets
 16" Unit	15.75"Wx5.91"Tx11.8"D 72 Pounds	Layer Packaging SqFt per Layer..... 6.5 SqFt Linear Ft per Layer... 13.1 LinFt Pieces per Layer..... 2 of Each Size Weight per Layer..... 700 Pounds Layers per Pallet..... 4 Layers	Pallet Packaging SqFt per Pallet..... 26 SqFt Linear Ft per Pallet... 52.5 LinFt Pieces per Pallet..... 8 of Each Size Weight per Pallet..... 2832 Pounds	\$16.89 per SqFt \$439.14 /pallet
 20" Unit	19.7"Wx5.91"Tx11.8"D 85 Pounds			
 20" End Unit	19.7"Wx5.91"Tx11.8"D 97 Pounds			
 24" Unit	23.6"Wx5.91"Tx11.8"D 100 Pounds			
 Coping Unit Coping End	23.6"Wx3"Tx13.4"D 78 Pounds	Layer Packaging SqFt per Layer..... 1.5 SqFt Linear Ft per Layer... 5.9 LinFt Pieces per Layer..... 2 Unit / 1 End Weight per Layer..... 234 Pounds Layers per Pallet..... 8 Layers	Pallet Packaging SqFt per Pallet..... 12 SqFt Linear Ft per Pallet... 47.2 LinFt Pieces per Pallet..... 16 Unit / 8 End Weight per Pallet..... 1872 Pounds	\$9.99 Each \$239.76 /pallet
				\$8.99 Each \$215.78 /pallet

4/1/2021

21355 TELEGRAPH ROAD
 SOUTHFIELD, MI 48033
 P: 248-356-8660 F: 248-356-7653
 www.mainslandscapesupply.com

1-888-89-MAINS

**Special order colors: Full pallets only, delivery only, pre-paid only, allow 3-5 business days

**Measurements are approximate, not actual

**No returns



SPECIAL ORDER COLORS








Champagne



Marble Grey



Onyx (Coping Only)

Product	Size	Packaging		Full Pallet	6+ Pallets
 16" Unit	15.75"Wx2.95"TxD 36 Pounds	Layer Packaging SqFt per Layer..... 3.25 SqFt Linear Ft per Layer... 13 LinFt Pieces per Layer..... 2 of Each Size Weight per Layer..... 700 Pounds Layers per Pallet..... 6 Layers	Pallet Packaging SqFt per Pallet..... 19.5 SqFt Linear Ft per Pallet... 78 LinFt Pieces per Pallet..... 12 of Each Size Weight per Pallet..... 2589 Pounds	\$16.89 per SqFt \$329.36 /pallet	\$15.20 per SqFt \$296.42 /pallet
 20" Unit	19.7"Wx2.95"TxD 42.5 Pounds				
 20" End Unit	19.7"Wx2.95"TxD 48.5 Pounds				
 24" Unit	23.6"Wx2.95"TxD 50 Pounds				
 Coping Unit	23.6"Wx3"TxD 78 Pounds	Layer Packaging SqFt per Layer..... 1.5 SqFt Linear Ft per Layer... 5.9 LinFt Pieces per Layer..... 2 Unit / 1 End Weight per Layer..... 234 Pounds Layers per Pallet..... 8 Layers	Pallet Packaging SqFt per Pallet..... 12 SqFt Linear Ft per Pallet... 47.2 LinFt Pieces per Pallet..... 16 Unit / 8 End Weight per Pallet..... 1872 Pounds	\$9.99 Each \$239.76 /pallet	\$8.99 Each \$215.78 /pallet
Coping End					

4/1/2021

21355 TELEGRAPH ROAD
 SOUTHFIELD, MI 48033
 P: 248-356-8660 F: 248-356-7653
www.mainslandscapesupply.com

1-888-89-MAINS

**Special order colors: Full pallets only, delivery only, pre-paid only, allow 3-5 business days

**Measurements are approximate, not actual

**No returns


STOCKED COLORS

 Champagne
(Textured)

 Greyfield
(Textured)



 Milano
(Textured)

SPECIAL ORDER COLORS

 Champagne
(Smooth)

 Greyfield
(Smooth)

 Milano
(Smooth)

Product	Size	Packaging	Each
 Textured	48"Lx6.5"Tx 15.75D Nominal	Units/ Pallet..... 8 pieces per pallet Weight/ Piece..... Approx 400 pounds each Pallet Weight..... 3200 Pounds Exposed Face Area.... Modular (Varies)	\$89.99 per piece
 Smooth <i>(Special Order)</i>	48"Lx6.5"Tx 15.75D Nominal	Units/ Pallet..... 8 pieces per pallet Weight/ Piece..... Approx 400 pounds each Pallet Weight..... 3200 Pounds Exposed Face Area.... Modular (Varies)	\$99.99 per piece

4/1/2021

 21355 TELEGRAPH ROAD
 SOUTHFIELD, MI 48033
 P: 248-356-8660 F: 248-356-7653
www.mainslandscapesupply.com
1-888-89-MAINS

***Special order colors: Full pallets only, delivery only, pre-paid only, allow 3-5 business days

**Measurements are approximate, not actual

**No returns


STOCKED COLORS



Chartan

SPECIAL ORDER COLORS


Greystone



Onyx

Product	Size	Packaging	Each	Full Pallet	6+ Pallets
	15L" x 4"W" x 6"T <i>Nominal</i>	Units/ Pallet..... 108 pieces per pallet	\$5.99 per piece	\$5.89 per piece	\$5.74 per piece
		Weight/ Piece..... Approx 27.3 pounds each			
		Pallet Weight..... 2946 Pounds			
		Exposed Face Area.... 1.22 Linear Ft			
				\$636.12 /pallet	\$619.92 /pallet


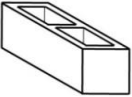
4/1/2021

 21355 TELEGRAPH ROAD
 SOUTHFIELD, MI 48033
 P: 248-356-8660 F: 248-356-7653
www.mainslandscapesupply.com
1-888-89-MAINS




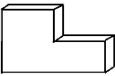

**Special order colors: Full pallets only, delivery only, pre-paid only, allow 3-5 business days

**Measurements are approximate, not actual



Picture	Wall Product	Description	Per Block	Full Pallet
	WINDSOR GARDEN WALL	Size..... 4"H x 12"W x 8"D Exposed Face Area. 1/3 Sq Face Ft Weight..... 22 Pounds Units per Pallet..... 112 Units Weight per Pallet.... 2464 Pounds	\$2.99	\$2.84 \$318.14 /pallet
	CINDER BLOCK (LARGE)	Size..... 8"W x 8"H x 16"L Units per Pallet..... 72 Units	\$1.99	\$1.89 \$136.12 /pallet






Picture	Product	Description	Price
	3 FOOT STEP	Size..... 36"W x 7"H Weight..... 170#	\$54.99
	4 FOOT STEP	Size..... 48"W x 7"H Weight..... 205# Each	\$69.99
	2-STEP RISER	Used to build-up 2 steps	\$14.99 per Pair
	3-STEP RISER	Used to build-up 3 steps	\$22.99 per Pair
	SPLASH BLOCK	Size..... 4"H x 10"W x 32"L	\$12.99


4/1/2021

 21355 TELEGRAPH ROAD
 SOUTHFIELD, MI 48033
 P: 248-356-8660 F: 248-356-7653
www.mainslandscapesupply.com
1-888-89-MAINS

Prices subject to change without notice

All measurements are approximate, not actual

Picture	Product	Description	Per Piece	Full Pallet
	FLAGSTONE PATTERN 24" x 24"	Size..... 24"W x 24"L x 1.75"H SqFt per Stone..... 4 SqFt Weight..... 75 Pounds Units per Pallet..... 25 Stones Weight per Pallet.... 1875 Pounds	\$8.99	\$8.54 \$224.75 /pallet
<i>Available Colors: Natural Gray, Sahara Blend</i>				
	BASKETWEAVE PATTERN 24" x 24"	Size..... 24"W x 24"L x 1.75"H SqFt per Stone..... 4 SqFt Weight..... 75 Pounds Units per Pallet..... 25 Stones Weight per Pallet.... 1875 Pounds	\$8.99	\$8.54 \$224.75 /pallet
<i>Available Colors: White</i>				
	STANDARD PRESS 24" x 24"	Size..... 24"W x 24"L x 1.75"H SqFt per Stone..... 4 SqFt Weight..... 75 Pounds Units per Pallet..... 23 Stones Weight per Pallet.... 1725 Pounds	\$8.99	\$8.54 \$206.77 /pallet
<i>Available Colors: Natural Gray, Charcoal, Red</i>				

	Size..... 36"W x 24"L x 7"H Weight..... 49 Pounds Units per Pallet..... 6 Steps Weight per Pallet.... 2754 Pounds	WAS... \$69.99	NOW!! \$45.00
RIDGE STEP			
<i>Available Colors: Gray Mix, Beige Mix</i>			

BWS **BEST WAY**
STONE

4/1/2021

21355 TELEGRAPH ROAD
SOUTHFIELD, MI 48033
P: 248-356-8660 F: 248-356-7653
www.mainslandscapesupply.com

1-888-89-MAINS

Prices subject to change without notice

All measurements are approximate, not actual

Picture	Product	Description	Bag	Pallet (40 Bag)
	Portland Cement Type 1 (Lafarge...94#)	Portland Cement is an all-purpose material used in virtually all forms of construction. Type 1-A has an additive that makes it perform better in freezing conditions. <i>Mixture: 1:2:3 Cement to Sand to Gravel</i>	\$15.99	\$14.99
	Mortar Type N (Lafarge...70#)	Type N mortar is a general-purpose mortar that provides good workability and serviceability. It is commonly used in interior walls, above-grade exterior walls under normal loading conditions, and in veneers. <i>Mixture: 1:3 Mortar to Sand</i>	Bag \$14.99	Pallet (45 Bag) \$13.99
	Mortar Type M (Lafarge...70#)	Type M is a high-strength mortar that may be considered for load bearing or demanding freeze-thaw applications. <i>Mixture: 1:3 Mortar to Sand</i>	Bag \$15.49	Pallet (45 Bag) \$14.49
	Ready Mix Concrete (Quikrete...80#)	The original 4000 psi average compressive strength blend of portland cement, sand, and gravel or stone. Just add water. Use for any general concrete work.	Bag \$6.99	Pallet (42 Bag) \$5.99
	Asphalt Patch Heavy-Comm (Quikrete...50#)	Commercial Grade...No heating or mixing required...Used to repair potholes	Bag \$19.99	Pallet (63 Bag) \$18.99
	Powerloc Sand Light-Comm (Quikrete...50#)	Light Commercial...For Paver Joints up to 1/2"...Mist with water after product has been thoroughly swept into paver joints...covers approximately 60-120sqft per bag depending on the width and depth of joints	Colors Tan	Bag \$20.99 Pallet (56 Bag) \$19.99
	1One Poly Sand Heavy-Comm (Oaks...50#)	Heavy Commercial...For Paver Joints up to 4"...Mist with water after product has been thoroughly swept into paver joints...covers approximately 60-120sqft per bag depending on the width and depth of joints	Colors Canvas Beige Granite Grey Absolute Black Urban White	Bag \$30.99 \$31.99 \$36.99 \$36.99 Pallet (63 Bag) \$29.99 \$30.99 \$35.99 \$35.99

WE DELIVER FULL PALLETS TO JOBSITES!






4/1/2021

 21355 TELEGRAPH ROAD
 SOUTHFIELD, MI 48033
 P: 248-356-8660 F: 248-356-7653
www.mainslandscapesupply.com

1-888-89-MAINS

Prices subject to change without notice










All measurements are approximate, not actual


Picture	Description	Colors	Each	Case (5 Pc)
BLACK DIAMOND CONTRACTOR EDGING 	Description..... Plastic, Smooth Side, Commercial Length & Thickness..... 20' Long x 5 1/2" Tall Available Colors..... Black Stakes & Connectors per Piece..... 4 Stakes..... 1 Connector Extra Stakes & Connectors..... \$1.29/Stake..... \$1.29/Tube Connector 60, 90, 120 & Kits (4 Stakes+Tube) \$5.99/Stake Kit...\$5.99/Corners	Black	\$17.99	\$16.99
DIAMOND PAVER EDGE 	Description..... PVC, L-Shaped, Commercial Grade Length & Thickness..... 8' Long x 1.75" Tall Available Colors..... Black Stakes & Connectors per Piece..... 4 Spikes (10")..... Connectors N/A Extra Stakes & Connectors..... \$0.99 per Spike..... Connectors N/A	Black	\$17.99	\$16.99
PERMALOC PRO-LINE 	Description..... Aluminum, Light Commercial Grade Length & Thickness..... 8' Long x 4" Tall x 1/8" Thick Available Colors..... Silver (mill), Black, Bronze, Green Stakes & Connectors per Piece..... 3 Stakes..... Connectors N/A Extra Stakes & Connectors..... \$1.99 per Stake..... Connectors N/A	Colors	Each	Case (15 Pc)
		Silver	\$17.99	\$16.99
PERMALOC CLEAN-LINE 	Description..... Aluminum, Commercial Grade Length & Thickness..... 8' Long x 4" Tall x 1/8" Thick Available Colors..... Silver (mill), Black, Bronze, Green Stakes & Connectors per Piece..... 3 Stakes..... Connectors N/A Extra Stakes & Connectors..... \$1.99 per Stake..... Connectors N/A	Black	\$20.99	\$19.99
		Bronze	\$20.99	\$19.99
DURA EDGE STEEL 	Description..... Steel, Commercial Grade Length & Thickness..... 10' Long...4" Tall...12 guage Available Colors..... Green, Black (special order) Stakes & Connectors per Piece..... 4 Stakes..... Connectors N/A Extra Stakes & Connectors..... \$2.29 per Stake..... Connectors N/A	Green	\$20.99	\$19.99
		Black	\$23.99	\$22.99
		Bronze	\$23.99	\$22.99
		Green	\$23.99	\$22.99
		Colors	Each	Case (10 Pc)
		Green	\$27.99	\$26.99
		Black	\$28.99	\$27.99
		Brown	\$29.99	\$28.99

WE ONLY CARRY COMMERCIAL GRADE EDGING!

WEED FABRIC		Description	Sold Each	
	Weed Fabric	3' x 50'...Heavy Commercial	\$18.99	
		3' x 100'...Heavy Commercial	\$31.99	
		3' x 300'...Heavy Commercial	\$79.99	
		4' x 300'...Heavy Commercial	\$104.99	
		6' x 300'...Heavy Commercial	\$149.99	
		12' x 300'...Heavy Commercial	\$299.99	
GEO-GRID		Description	Sold Each	
	Strato-Grid (#150)	6' x 150'	\$299.99	
	Strato-Grid (#200)	6' x 300'	\$649.99	
STRAW & SEEDING		Description	Sold Each	
  	Straw Bales	1'(H) x 2'(W) x 3'(L)...400sqft	\$10.99	
	EZ Straw Lawn Repair	Seed, Mulch, Fert Mix w/Tack...11# - 200sqft	\$19.99	
	EZ Straw Lawn Repair	Seed, Mulch, Fert Mix w/Tack...28# - 600sqft	\$36.99	
	EZ Straw Mulch	Straw Mulch w/Tack...2.5 cuft - 500sqft	\$15.99	
	EZ Straw Blanket	4'(W) x 50'(L) w/15 Stakes	\$28.99	
	Straw Blanket (SMB-8)	8'(W) x 112.5'(L)...Commercial	\$44.99	
CONSTRUCTION FENCE		Description	Sold Each	
Silt Fence (Meets Oakland County Spec)		2'(T) x 100'(L), with 6' Spacing Stakes	\$44.99	
Guardian Safety Fence (Orange)		4'(W) x 100'(L)...Orange Plastic	\$39.99	
PINS, PEGS, & NAILS		Description	Each	Case
Steel Stakes...Used for Edging		8" Length...200 Stakes per Case	\$1.19	\$199.99
Steel Staples...Used for Fabric		6" Length ...1000 Staples per Case	\$0.12	\$59.99
WOODEN STAKES		Description	Each	Bundle
Hardwood Tree Stakes-4 Ft...(20/Bundle)		2"(W) x 2"(D) x 4'(L)...20 per Bundle	\$4.49	\$55.99
Hardwood Tree Stakes-5 Ft...(30/Bundle)		2"(W) x 2"(D) x 5'(L)...30 per Bundle	\$4.99	SPECIAL ORDER
Hardwood Tree Stakes-6 Ft...(30/Bundle)		2"(W) x 2"(D) x 6'(L)...30 per Bundle	\$5.49	SPECIAL ORDER
Hardwood Tree Stakes-7 Ft...(30 /Bundle)		2"(W) x 2"(D) x 7'(L)...30 per Bundle	SPECIAL ORDER	SPECIAL ORDER
BURLAP		Description	Per Linear Yd	Per Roll
	Burlap Rolls Untreated	40"(W) X 300'(L)	\$1.99	\$149.99
		60"(W) X 300'(L)	Full Rolls Only	\$179.99
		72"(W) X 300'(L)	Full Rolls Only	\$209.99

4/1/2021

Product	Blend	Description	Pound	25# Bag	50# Bag
 SUN & SHADE MIX	50% Kentucky Bluegrass 30% Creeping Red Fescue 10% Lustrous Creeping Red Fescue 10% Perennial Rye	Blended for Sunny & Shady areas...Grows a dense turf that reduces weeds Germination: 6-30 Days Life Span: Indefinitely Coverage per #: 150 sqft	\$3.69	\$79.99 \$3.20 /Lb	\$149.99 \$3.00 /Lb
 SHADY MIX	30% Lustrous Creeping Red Fescue 30% Perennial Rye 20% Boreal Creeping Red Fescue 20% Poatrivialis	Premium blend that offers excellent performance in Shady areas Germination: 6-30 Days Life Span: Indefinitely Coverage per #: 150 sqft	\$3.69	\$79.99 \$3.20 /Lb	\$149.99 \$3.00 /Lb
 SUNNY MIX	50% Kentucky Bluegrass 20% Shining Star Perennial Rye 20% Jet Perennial Rye 10% Boreal Creeping Red Fescue	Fine blade promotes a thick lawn...treated to protect against above-ground bugs Germination: 6-30 Days Life Span: Indefinitely Coverage per #: 150 sqft	\$3.69	\$79.99 \$3.20 /Lb	\$149.99 \$3.00 /Lb
 OLD ENGLISH MIX	30% Forte Tall Fescue 20% Morningstar Perennial Rye 20% Annual Rye 15% Boreal Red Fescue 15% Kentucky Blue Grass	Deep-Rooted, Drought-Resistant...Low-maintenance for high-traffic areas Germination: 6-30 Days Life Span: Indefinitely Coverage per #: 150 sqft	\$3.29	\$69.99 \$2.80 /Lb	\$129.99 \$2.60 /Lb
 KENTUCKY BLUEGRASS	100% Kentucky Bluegrass	Full Sun Germination: 6-30 Days Life Span: Indefinitely Coverage per #: 150 sqft	\$4.69	NA	\$174.99 \$3.50 /Lb
 CREEPING RED FESCUE	100% Creeping Red Fescue	Partial Sun Germination: 5-10 Days Life Span: 3 Years Coverage per #: 150 sqft	\$4.69	NA	\$139.99 \$2.80 /Lb
 PERENNIAL RYE	100% Perennial Rye	Partial Sun Germination: 3-7 Days Life Span: 3 Years Coverage per #: 150 sqft	\$3.39	NA	\$139.99 \$2.80 /Lb
 ANNUAL RYE	100% Annual Rye	Partial Sun Germination: 3-7 Days Life Span: 1 Year Coverage per #: 150 sqft	\$2.49	NA	\$82.99 \$1.66 /Lb
 POATRIVIALIS	100% Poatrivialis	Deep Shade Germination: 20-30 Days Life Span: Varies Coverage per #: 150 sqft	\$6.49	NA	\$269.99 \$5.40 /Lb

Product	Size	Per Piece	Full Pallet (80 Pcs)
 SOD (Ken. Blue Blend for Sunny Areas)	5' x 2' 10 sqft per piece	\$5.99	\$5.39

**CHECK OUT
OUR STRAW
BALES,
BLANKETS &
FERTILIZERS!**



4/1/2021

21355 TELEGRAPH ROAD
SOUTHFIELD, MI 48033
P: 248-356-8660 F: 248-356-765
www.mainslandscapesupply.com

1-888-89-MAINS

	Number	Outdoor Furniture Description	Dimensions & Weight	Price
TABLES	M-1000	56" Round Table (w/ attached)	88"L, 88"W, 30"H / 207 lbs.	\$919
	M-600	6' Picnic Table	72"L, 55"W, 31"H / 129 lbs.	\$489
	M-700	7' Picnic Table	84"L, 55"W, 31"H / 158 lbs.	\$519
	M-800	8' Picnic Table	96"L, 55"W, 31"H / 170 lbs.	\$569

CHAIRS	M-1500	Lawn Chair	28"L, 31"W, 40"H / 36 lbs.	\$219
	M-1400	Tete-a-Tete	66"L, 25"W, 40"H / 75 lbs.	\$399
	M-1600	Settee	52"L, 28"W, 43"H / 51 lbs.	\$319

SWINGS	M-100	5' Lawn Swing	89"L, 76"W, 69"H / 150 lbs.	\$619
	M-101	5' Swing (seat only)	64"L, 26"W, 48"H / 64 lbs.	\$349
	M-102	5' Swing (frame only)	94"L, 74"W, 70"H / 48 lbs.	\$229
	M-120	Tete-a-Tete Swing	89"L, 76"W, 69"H / 148 lbs.	\$539
	M-200	Double Glider	96"L, 96"W, 78"H / 307 lbs.	\$1,299
	M-300	Porch Swing	50"L, 24"W, 31"H / 55 lbs.	\$329

SWING CANOPIES	M-103	5' Swing Canopy (w/hrdwr)	80"L, 50"W, 12"H / 16 lbs.	\$239
	SP-22	5' Swing Canopy Only		\$199
	M-123	Tete-a-Tete Swing Canopy (w/hrdwr)	84"L, 50"W, 15"H / 17 lbs.	\$269
	TT-25	Tete-a-Tete Swing Canopy Only		\$209
	M-201	Glider Canopy (w/hrdwr)	88"L, 64"W, 15"H / 20 lbs.	\$369
	GP-18	Glider Canopy Only		\$329



Picnic Table



56" Round Table



Settee



Lawn Chair



Tete-a-Tete



Lawn Swing



Lawn Swing



Double Glider

WE ARE THE LARGEST MOON VALLEY DEALER IN THE MIDWEST!!

www.mainslandscapesupply.com or www.moonvalleyrustics.com



MATERIAL DISPOSAL

(SOUTHFIELD LOCATION ONLY)



CUSTOMERS MAY DUMP THE FOLLOWING ITEMS

IN OUR FILL-DIRT PILE

\$20/YARD

CLEAN FILL DIRT

LEAVES

WOODCHIPS

SMALL ORGANIC MATERIALS

GRASS CLIPPINGS

GRAVEL

****ALL DUMPING CUSTOMERS MUST SCALE IN AND OUT...THERE IS A \$20 MINIMUM FOR ALL DUMPS...ALL DUMPS ARE SUBJECT TO INSPECTION...IT IS THE CUSTOMER'S RESPONSIBILITY TO SORT AND UNLOAD WASTE****

CUSTOMERS MAY DUMP THE FOLLOWING ITEMS

IN OUR DUMPSTER

\$50/YARD

DEMOLITION MATERIALS

LARGE ROCKS & STONE

LOGS, STUMPS & STICKS

SOD & BRUSH & STRAW

PALLETS

TRASH, PLASTIC & DEBRIS

DIRT MIXED WITH DEBRIS

BRICK & BLOCK REMNANTS

SCRAP METAL

PLASTIC

****ALL DUMPING CUSTOMERS MUST SCALE IN AND OUT...THERE IS A \$50 MINIMUM FOR ALL DUMPS...ALL DUMPS ARE SUBJECT TO INSPECTION...IT IS THE CUSTOMER'S RESPONSIBILITY TO SORT AND UNLOAD WASTE****

THE FOLLOWING ITEM WILL NOT BE ACCEPTED!!

CONCRETE CHUNKS

TIRES

CHEMICALS

ASPHALT CHUNKS

PAINT

OILS & SOLVENTS

TERMS:

**1 YARD MINIMUM CHARGE ON ALL DUMPED MATERIALS

**NO CHECKS PLEASE...CASH OR CREDIT CARD ONLY

**MAIN'S RESERVES THE RIGHT TO REFUSE ANY LOADS

All Coupons are for Retail Transactions Only. Coupons may not be combined with other offers, quantity discounts, or clearance pricing.

SOUTHFIELD COUPONS

COUPON ON BULK MULCH



\$5 OFF Order of 10-14 yds
\$10 OFF Order of 15-24 yds
\$15 OFF Order of 25+ yds

retail customers only...cannot be combined with other offers or quantity discounts

COUPON ON BULK TOPSOIL



ORDER A FULL-TRUCKLOAD OF SOIL & GET \$5 OFF YOUR ORDER!

7yds Sandy Loam...8yds Lawn Mix...10yds Compost...10yds Plant Mix

retail customers only...cannot be combined with other offers or quantity discounts

COUPON ON DELIVERY



\$10 OFF Second "Consecutive" Delivery

\$5 OFF Tues, Wed, Thurs Deliveries

retail customers only...cannot be combined with other offers or quantity discounts

COUPON ON GRAVEL



FREE when we deliver driveway gravel
TAILGATE SPREAD

*Tailgate Spread is not "finished grading"

retail customers only...cannot be combined with other offers or quantity discounts

COUPON ON DECO STONE



5% OFF When you order 5 Tons or more of Decorative Stones

*Materials Only

retail customers only...cannot be combined with other offers or quantity discounts

COUPON ON BAGGED ITEMS



BUY 10 BAGS & SAVE!!

\$0.25 OFF... Topsoil, Sand, Gravel

\$0.50 OFF... Decorative Stone

\$1.00 OFF... Medium Pebbles, Pine Straw

\$1.00 OFF... Rubber Mulch, Log Peat Moss

retail customers only...cannot be combined with other offers or quantity discounts

COUPON ON MOON VALLEY



FREE When you order 2 or More pieces of Moon Valley Furniture
DELIVERY

local or zone 1

retail customers only...cannot be combined with other offers or quantity discounts

COUPON ON LAWN & GARDEN



\$2 OFF Preen, 31#
Milorganite, 36#

retail customers only...cannot be combined with other offers or quantity discounts

COUPON ON BOULDERS



WAGON-FULL OF OVERSIZE \$25

You-Pick...Same Visit...Pickup Only

retail customers only...cannot be combined with other offers or quantity discounts

COUPON ON DISPOSAL



GET \$5 OFF PER TON ON DISPOSAL FEES IF YOU BUY \$25 OF PRODUCT AT THE TIME OF DUMPING

retail customers only...cannot be combined with other offers or quantity discounts

ROCHESTER COUPONS

COUPON FOR ROCHESTER YARD



\$5 OFF Order of 10-14 yds
\$10 OFF Order of 15+ yds

\$5 OFF DELIVERY (tue/wed/thur)

retail customers only...cannot be combined with other offers or quantity discounts

SOUTHFIELD LOCATION

DUMP DELIVERY		FORKLIFT DELIVERY	
LOCAL	\$45.00	LOCAL	\$85.00
ZONE 1	\$55.00	ZONE 1	\$95.00
ZONE 2	\$65.00	ZONE 2	\$105.00
ZONE 3	\$85.00	ZONE 3	\$125.00
ZONE 4	\$105.00	ZONE 4	\$145.00
ZONE 5	\$135.00	ZONE 5	\$175.00
3 YARD MINIMUM FOR ZONES L-2...5 YARD MINIMUM FOR ZONES 3-5...SUBJECT TO DISPATCHER APPROVAL			

ALLEN PARK	Zone 3	FERNDAL	Zone 1	REDFORD TOWNSHIP	Zone L
ANN ARBOR	Plz Call	FLATROCK	Zone 5	RIVER ROUGE	Zone 4
AUBURN HILLS	Zone 4	FRANKLIN	Zone L	RIVERVIEW	Zone 5
BELLEVILLE	Zone 4	FRASER	Zone 4	ROCHESTER	Zone 3
BERKLEY	Zone 1	GARDEN CITY	Zone 1	ROCHESTER HILLS	Zone 3
BEVERLY HILLS	Zone L	GIBRALTER	Zone 5	ROCKWOOD	Zone 5
BINGHAM FARMS	Zone L	GREEN OAK TOWNSHIP	Zone 4	ROMULUS	Zone 3
BIRMINGHAM	Zone 1	GROSSE POINTE	Zone 3	ROSEVILLE	Zone 4
BLOOMFIELD HILLS	Zone 1	HAMBURG	Zone 5	ROYAL OAK	Zone 1
BLOOMFIELD TOWNSHIP	Zone 1	HAMTRAMCK	Zone 3	SALEM TOWNSHIP	Zone 4
BRIGHTON	Zone 4	HARPER WOODS	Zone 4	SHELBY	Zone 4
BROWNSTOWN	Zone 4	HARTLAND	Zone 5	SOUTH LYON	Zone 4
CANTON		HAZEL PARK	Zone 2	SOUTHFIELD	Zone L
	E of Canton Center Zone 3	HIGHLAND	Zone 5	SOUTHGATE	Zone 5
	W of Canton Center Zone 4	HIGHLAND PARK	Zone 1	ST CLAIR SHORES	Zone 4
CENTERLINE	Zone 3	HOWELL	Zone 5	STERLING HEIGHTS	Zone 4
CLARKSTON	Zone 4	HUNTINGTON WOODS	Zone 1	SYLVAN LAKE	Zone 1
CLAWSON	Zone 2	INKSTER	Zone 2	TAYLOR	Zone 3
CLINTONVILLE	Zone 4	KEEGO HARBOR	Zone 1	TRENTON	Zone 5
COMMERCE		LAKE ANGELUS	Zone 4	TROY	Zone 2
SE Oakley Prk & Sth Commerce	Zone 2	LAKE ORION	Zone 5	UTICA	Zone 4
NW Oakley Prk & Sth Commerce	Zone 3	LATHRUP VILLAGE	Zone L	WALLED LAKE	Zone 2
DEARBORN	Zone 1	LINCOLN PARK	Zone 3	WARREN	Zone 3
DEARBORN HEIGHTS		LIVONIA	Zone 1	WATERFORD	Zone 3
	NW Southfield & Mich Ave Zone 1	MADISON HEIGHTS	Zone 2	WAYNE	Zone 2
	SE Southfield & Mich Ave Zone 2	MELVINDALE	Zone 3	WEST BLOOMFIELD	Zone 1
DETROIT		MILFORD	Zone 4	WESTLAND	Zone 2
	NW Evergreen & 6 Mile Zone L	MT CLEMENS	Zone 4	WHITE LAKE	Zone 4
	NW Woodward & Davison / I-96 Zone 1	NEW HUDSON	Zone 3	WHITMORE LAKE	Zone 4
	SW I-75 & Davison / I-96 Zone 2	NORTHVILLE	Zone 2	WIXOM	Zone 3
	E of I-75 Zone 3	NOVI	Zone 2	WOLVERINE LAKE	Zone 3
DRAYTON PLAINS	Zone 4	OAK PARK	Zone 1	WOODHAVEN	Zone 5
EASTPOINTE	Zone 4	ORCHARD LAKE	Zone 2	WYANDOTTE	Zone 5
ECORSE	Zone 4	PINCKNEY	Zone 5	YPSILANTI	Zone 5
FARMINGTON (CITY)	Zone L	PLEASANT RIDGE	Zone 1		
FARMINGTON HILLS		PLYMOUTH	Zone 2		
	SE Orchard Lake & 12 Mile Zone L	PONTIAC	Zone 3		
	NW Orchard Lake & 12 Mile Zone 1	REDFORD	Zone 1		

**ORDER EARLY...
SAME DAY DELIVERY
AVAILABLE**

OUR FLEET IS DESIGNED TO FIT AT YOUR JOBSITE!



RENTAL TRAILER
\$15 for 3 Hours



SMALL TRUCK



MEDIUM TRUCK



LARGE TRUCK



EXTRA LARGE TRUCK

Same Day Delivery: Order before 10:00am...Zones L & 1 Only
\$20.00 fuel surcharge applied for deliveries less than 3 yds (Zones L-2) or 7yds (Zones 3-5)
\$20.00 handling surcharge on hand-unload and split-deliveries
Prices are subject to change without notice

**OUR FLEET IS DESIGNED TO FIT AT YOUR JOBSITE!
HERE ARE A FEW SAMPLES...**



SMALL TRUCK (MULCH BODY)

Wheel Width:	7 1/2 Feet
Mirror/Tarp Width:	10 Feet
Bumper to Bumper Length:	24 Feet
Truck Height:	8 Feet
Dumping Height:	15 1/2 Feet



MEDIUM TRUCK (GRAVEL BODY)

Wheel Width:	7 1/2 Feet
Mirror/Tarp Width:	10 1/2 Feet
Bumper to Bumper Length:	20 Feet
Truck Height:	10 Feet
Dumping Height:	14 1/2 Feet



LARGE TRUCK (LOW-SIDE BODY)

Wheel Width:	8 Feet
Mirror/Tarp Width:	10 Feet
Bumper to Bumper Length:	25 Feet
Truck Height:	10 Feet
Dumping Height:	18 1/2 Feet



LARGE TRUCK (MULCH BODY)

Wheel Width:	8 Feet
Mirror/Tarp Width:	10 1/2 Feet
Bumper to Bumper Length:	25 1/2 Feet
Truck Height:	11 1/2 Feet
Dumping Height:	21 Feet

DUE TO OUR EXTREMELY HEAVY TRUCKS AND MATERIALS, THERE ARE INHERENT RISKS AND LIMITATIONS WHEN DELIVERING MATERIALS TO YOUR PROPERTY. PLEASE READ THE FOLLOWING TO PLAN FOR YOUR DELIVERY:

DAMAGE & LIABILITY: MAIN'S IS NOT RESPONSIBLE FOR DAMAGE TO SIDEWALKS, DRIVEWAYS, SEPTICS, SPRINKLERS, GUTTERS, TREES, UNDERGROUND UTILITIES, AWNINGS, ETC.

DELIVERY TIMELINE: MAIN'S TRIES VERY HARD TO DELIVER MATERIALS WITHIN A SCHEDULED 2 HOUR WINDOW, HOWEVER WE DO NOT GUARANTEE DELIVERY TIMES. SAME DAY DELIVERY IS AVAILABLE IN MANY CASES, HOWEVER, WE RECOMMEND THAT YOU PLAN AHEAD AND HAVE YOUR ITEMS DELIVERED THE DAY BEFORE YOU PLAN TO INSTALL THEM.







LEAVING PAVEMENT: MAIN'S TRUCKS ARE NOT PERMITTED TO LEAVE PAVED AREAS. IN THE EVENT THAT A CUSTOMER REQUESTS THAT A PILE BE DUMPED OFF PAVEMENT, IT WILL BE AT THE DRIVER'S DISCRETION. IF THE DRIVER IS NOT ABLE TO MEET THE REQUEST, THE PRODUCT WILL BE DUMPED AS CLOSE TO THE REQUESTED AREA AS POSSIBLE.

TRUCK LIMITATIONS, MULTIPLE PRODUCTS AND MULTIPLE DELIVERIES: MAIN'S CHARGES A DELIVERY FEE EVERY TIME THE TRUCK LEAVES OUR YARD. DUMP TRUCKS HAVE LIMITS ON HOW MUCH WEIGHT & VOLUME THEY CAN CARRY AND HOW MANY PRODUCTS THEY CAN CARRY WITHOUT EVERYTHING MIXING TOGETHER. MAIN'S EMPLOYEES HAVE DECADES OF EXPERTISE IN THIS INDUSTRY AND WILL DO EVERYTHING IN THEIR POWER TO KEEP YOUR DELIVERY COSTS TO A MINIMUM. WE UNDERSTAND THAT NOBODY LIKES PAYING DELIVERY CHARGES, HOWEVER, WE RECOMMEND BUDGETING FOR MULTIPLE DELIVERIES IF YOU HAVE SPACE CONSTRAINTS AT THE JOBSITE OR IF YOU ARE ORDERING LARGE VOLUMES AND/OR MULTIPLE PRODUCTS. WE WILL DO OUR BEST TO CONSOLIDATE YOUR ORDER INTO THE FEWEST AMOUNT OF LOADS AS POSSIBLE.



ROCHESTER MULCH & SOIL PRICES

ALL OF OUR PREMIUM MULCHES ARE TRIPLE-SHREDDED FOR A BEAUTIFUL TEXTURE. WE SOURCE OUR MULCHES FROM NORTHERN MICHIGAN LUMBER MILLS, SO THEY HAVE THE HIGHEST BARK CONTENT IN THE INDUSTRY, THE RICHEST COLORS AVAILABLE, AND DO NOT CONTAIN ANY CONSTRUCTION DEBRIS!

Picture	Product	Description	Half-Yard	Sold by the Cubic Yard
	PREMIUM HARDWOOD BARK (Dark Nat. Brown)	DETROIT'S BEST SELLING MULCH! This dark brown mulch is 95% hardwood bark (not pulp) and is triple shredded & composted. It is the darkest, non-dyed mulch on the market. It's rich texture will be great for your flowerbeds!	\$20.49	\$30.99
	PURE CEDAR MULCH (Golden Blonde)	This golden-blonde 100% cedar has a pleasant aroma and is used for decorative landscape applications. Cedar bark contains oils that help repel insects.	\$21.99	\$33.99
	BROWN DECORATIVE MULCH (Dark Walnut)	TOP SELLER!! This WALNUT BROWN mulch is sourced from Northern Michigan Lumber Mills, so it doesn't contain any waste or construction debris. It is color-enhanced with a vibrant, long-lasting, eco-friendly dye.	\$22.49	\$34.99
	BLACK DECORATIVE MULCH (Dark Black)	This DARK BLACK mulch is sourced from Northern Michigan Lumber Mills, so it doesn't contain any waste or construction debris. It is color-enhanced with a vibrant, long-lasting, eco-friendly dye.	\$22.49	\$34.99
	RED DECORATIVE MULCH (Bright Red)	This BRIGHT RED mulch is sourced from Northern Michigan Lumber Mills, so it doesn't contain any waste or construction debris. It is color-enhanced with a vibrant, long-lasting, eco-friendly dye.	\$22.49	\$34.99
	GARDEN MIX SOIL (Black)	BEST SELLER!! This black, rich soil contains Peat, Compost & Topsoil and is best for flower beds, decorative planting beds, and vegetable gardens. Don't be fooled by imitators...our Garden Mix is the Richest soil in Detroit!	\$28.49	\$46.99

DELIVERY CHARGES

Prices	Delivery Zones			
LOCAL \$40.00	AUBURN HILLS			
ZONE 1 \$45.00	South of Walton	Zone 1	ROCHESTER HILLS	
ZONE 2 \$50.00	North of Walton	Zone 2	Within 3 Miles	Zone L
ZONE 3 \$55.00	BLOOMFIELD HILLS	Zone 3	Everywhere Else	Zone 1
ZONE 4 \$65.00	CLINTON TOWNSHIP	Zone 4	SHELBY TOWNSHIP	
(3 Yd Min for Zones L-3)	LAKE ORION	Zone 4	West of Van Dyke Rd	Zone 1
(5 Yd Min for Zones 4)	MACOMB TOWNSHIP	Zone 4	East of Van Dyke Rd	Zone 2
	OAKLAND TOWNSHIP		STERLING HEIGHTS	
	South of Silver Bell	Zone 1	North of 18	Zone 2
	North of Silver Bell	Zone 2	South of 18	Zone 3
	ROCHESTER (CITY LIMITS)	Zone L	TROY	
			North of Long Lake	Zone 1
			South of Long Lake	Zone 2
			UTICA	Zone 2

COUPON FOR ROCHESTER YARD

\$5 OFF Order of 10-14 yds
\$10 OFF Order of 15+ yds

\$5 OFF DELIVERY (tue/wed/thur)
retail customers only...cannot be combined with other offers or quantity discounts

**Main's delivers throughout all of South-East Michigan.
Please ask for delivery pricing for other areas!!**



MULCH FUNDRAISER
A PORTION OF OUR PROFITS IS
DONATED TO THE ROCHESTER
SCHOOLS FOUNDATION

4/1/2021

LOCATED AT BORDINE NURSERY
NE CORNER OF ROCHESTER & HAMLIN
1835 N. ROCHESTER RD, ROCHESTER HILLS, MI 4
TOLL FREE: 1-888-89-MAINS TEL: 248-895-6701

248-895-6701

www.mainslandscapesupply.com