



RETAIL PRICE LIST

SUMMER/FALL 2021

****ALL PRICES ARE SUBJECT TO CHANGE WITHOUT NOTICE THROUGHOUT THE SEASON****

2 LOCATIONS TO SERVE YOU!

SOUTHFIELD

OPEN YEAR-ROUND

21355 Telegraph Road

Southfield, MI 48033

Phone: 248-356-8660

Fax: 248-356-7653

**WEST SIDE OF TELEGRAPH, N OF 8 MILE
(NEXT TO LEAR CORPORATION)**

ROCHESTER HILLS

2020 SEASON: OPEN APRIL 16th THRU JULY 9th

1835 Rochester Road

Rochester Hills, MI 48307

Phone: 248-895-6701

**NORTH-EAST CORNER OF ROCHESTER & HAMLIN (IN
BORDINE NURSERY'S PARKING LOT)**

VISIT OUR WEBSITE!!

www.mainslandscapesupply.com

RETURN POLICY

- A SALES RECEIPT MUST ACCOMPANY ALL RETURNED ITEMS
- ALL RETURNS MUST BE MADE WITHIN 30 DAYS OF PURCHASE
- THERE IS A 20% RESTOCKING FEE ON ALL RETURNED ITEMS
- ALL RETURNS MUST BE APPROVED BY A MANAGER
- ABSOLUTELY NO RETURNS ON SPECIAL ORDER ITEMS, CLEARANCE ITEMS, BULK MATERIALS, SEED, SOD, & ICE MELT
- ALL PALLET MATERIAL RETURNS MUST BE RETURNED IN ITS ORIGINAL PACKAGING...IF YOU OPEN IT, YOU OWN IT
- ALL BRICK RETURNS MUST BE IN FULL STRAPS ONLY...YOU BREAK THE STRAP, YOU OWN IT

PAYMENT TRANSACTIONS

- THERE IS A \$50 FEE FOR ALL RETURNED CHECKS.
- ALL CHECKS MUST BE ACCOMPANIED BY A VALID PHOTO IDENTIFICATION. NO OPEN CHECKS WILL BE ACCEPTED
- ALL PRICES ARE SUBJECT TO CHANGE WITHOUT NOTICE, AND FUEL SURCHARGES MAY BE APPLIED UNDER CERTAIN CIRCUMSTANCES.
- WE NO LONGER ACCEPT CODs. ALL DELIVERY ORDERS MUST BE PREPAID WITH CASH, CREDIT CARD OR CHECK.
- CHECKS MUST BE ACCOMPANIED BY A VALID PHOTO ID, A PHONE NUMBER & A PHYSICAL ADDRESS (NO PO BOXES).
- THERE IS A \$25 PALLET DEPOSIT THAT IS REFUNDABLE WHEN PALLETS ARE RETURNED WITH A RECEIPT WITHIN 60 DAYS OF PURCHASE. IT IS THE CUSTOMER'S RESPONSIBILITY TO RETURN THE PALLETS. MAIN'S CAN PICKUP PALLETS FROM JOBSITES FOR A DELIVERY FEE.

SPECIAL ORDERS

- A 50% NON-REFUNDABLE DEPOSIT IS REQUIRED FOR ALL SPECIAL ORDERS
- A 50% NON-REFUNDABLE DEPOSIT IS REQUIRED FOR ALL ORDERS OF SOD OVER 100 YARDS

PICKUP & DELIVERY

- THERE WILL BE A \$5 CHARGE FOR ALL 1/2 YARD BULK LOADS PICKED UP AT OUR YARDS
- WHEN DELIVERING, MAIN'S IS NOT RESPONSIBLE FOR DAMAGE TO SIDEWALKS, DRIVEWAYS, SEPTICS FIELDS, SPRINKLERS, GUTTERS, TREES, ETC
- WHEN LOADING, MAIN'S IS NOT RESPONSIBLE FOR DAMAGE DONE TO THE INSIDE OR TAILGATES OFF TRUCK BEDS/TRAILERS. IT IS THE VEHICLE OWNER'S RESPONSIBILITY TO REMOVE THEIR TAILGATE BEFORE LOADING PALLETS.
- ALL LOADS LEAVING MAIN'S YARDS MUST BE TARPED...IT'S THE LAW
- MAIN'S IS NOT RESPONSIBLE FOR OVERAGES OR SHORTAGES OF MATERIAL. THE CUSTOMER IS RESPONSIBLE FOR TAKING CORRECT MEASUREMENTS AND CERTAIN PRODUCTS MAY BE IMPACTED BY COMPACTION.
- MAIN'S TRIES VERY HARD TO DELIVER MATERIALS WITHIN A SCHEDULED 2 HOUR WINDOW, HOWEVER WE DO NOT GUARANTEE DELIVERY TIMES...PLEASE PLAN AHEAD & HAVE YOUR ITEMS DELIVERED THE DAY BEFORE YOU NEED THEM.
- MAIN'S TRUCKS DO NOT LEAVE PAVED AREAS. ANY REQUESTS TO HAVE A TRUCK LEAVE A PAVED AREA WILL BE DRIVER DISCRETION AND AT THE RISK OF THE PROPERTY OWNER.
- MANY OF OUR MATERIALS ARE NATURAL PRODUCTS THAT CAN VARY FROM LOAD TO LOAD. MAIN'S IS NOT RESPONSIBLE FOR PRODUCT VARIATIONS. WE RECOMMEND THAT CUSTOMERS BUY THEIR PRODUCTS FROM THE SAME "BATCH" OR VISUALLY INSPECT ALL LOADS BEFORE DELIVERY.









CONTRACTOR PRE-PAY DISCOUNT TRANSACTIONS

- "OPEN CHECKS" & "ORDERS ON ACCOUNT" DO NOT CONSTITUTE PREPAYMENT...THERE IS A 3% CHARGE FOR CARDS
- PRE-PAYING FOR MATERIAL DOES NOT NECESSARILY GUARANTEE AVAILABILITY. TO GUARANTEE AVAILABILITY, CUSTOMER MUST TAKE POSSESSION OF THEIR OWN INVENTORY.

- NO STORE CREDITS OR REFUNDS ARE ALLOWED FOR UN-USED PRE-PAY MATERIAL...FOR INSTANCE, IF YOU PRE-PAY FOR SALT OR MULCH AND DO NOT USE ALL OF IT BY THE END OF THE SEASON, YOU WILL NOT RECEIVE A REFUND OR STORE CREDIT...HOWEVER, YOUR UN-USED MATERIAL BALANCE WILL REMAIN AVAILABLE FOR THE FOLLOWING SEASON.

7/15/2021

ALL OF OUR PREMIUM MULCHES ARE TRIPLE-SHREDDED FOR A BEAUTIFUL TEXTURE. WE SOURCE OUR MULCHES FROM NORTHERN MICHIGAN LUMBER MILLS, SO THEY HAVE THE HIGHEST BARK CONTENT IN THE INDUSTRY, THE RICHEST COLORS AVAILABLE, AND DO NOT CONTAIN ANY CONSTRUCTION DEBRIS!

| Picture | Product | Description | Half-Yard | Sold by the Cubic Yard | Direct |
|---|----------------------------------|---|----------------------------|---|-----------------------|
|  | PREMIUM HARDWOOD BARK | DETROIT'S BEST SELLING MULCH! This dark brown mulch is 95% hardwood bark (not pulp)and is triple shredded & composted. It is the darkest, non-dyed mulch on the market. It's rich texture will be great for your flowerbeds! | \$20.49 | \$30.99 | 140yd Train |
| | | | | | \$19.99 |
| | | | | | 70yd Semi |
| | | | | | \$21.99 |
| You Bag...\$6.00 per 30 Gallon Garbage Bag (Approx. 3.5 cuft) | | | | | |
|  | PURE CEDAR MULCH | This golden-blond 100% cedar has a pleasant aroma and is used for decorative landscape applications. Cedar bark contains natural oils that help repel insects. | \$21.99 | \$33.99 | 140yd Train |
| | | | | | \$24.99 |
| | | | | | 70yd Semi |
| | | | | | \$26.99 |
| You Bag...\$6.00 per 30 Gallon Garbage Bag (Approx. 3.5 cuft) | | | | | |
|  | NORTHERN PINE MULCH | This beautifully blended Pine Mulch will enhance your gardens and do wonders for your acid-loving plants like Rhodies & Azaleas. It is a finely shredded flake & has a peachy-brown color. It will decompose quickly into the soil which will help add nutrients, prevent weeds, and retain moisture for your landscape beds. | \$27.49 | \$44.99 | 140yd Train |
| | | | | | \$35.99 |
| | | | | | 70yd Semi |
| | | | | | \$37.99 |
| You Bag...\$6.00 per 30 Gallon Garbage Bag (Approx. 3.5 cuft) | | | | | |
|  | DECO COLORED MULCH | Our Deco Mulches are 100% hardwood pulp & bark that is sourced directly from Northern Michigan Lumber Mills, so it will not contain any waste or construction debris. It is colored with an eco-friendly dye to give it a vibrant, long-lasting color. | \$22.49 | \$34.99 | 140yd Train |
| | | | | | \$23.99 |
| | | | | | 70yd Semi |
| | | | | | \$25.99 |
| You Bag...\$6.00 per 30 Gallon Garbage Bag (Approx. 3.5 cuft) | | | | | |
|  | CERTIFIED PLAYGROUND MULCH | This tan-color mulch has been shredded to provide a "spongy" base for under playground structures & wheelchair paths. This mulch is certified by the State of Michigan and the ADA. | \$20.99 | \$31.99 | 140yd Train |
| | | | | | \$20.99 |
| | | | | | 70yd Semi |
| | | | | | \$22.99 |
| You Bag...\$6.00 per 30 Gallon Garbage Bag (Approx. 3.5 cuft) | | | | | |
|  | CLEAN WOODCHIPS | This blonde-color mulch comes in clean 3/4" chips & is used for dog runs, pathways & play areas. These chips fade to a beautiful grey patina over time. | \$21.49 | \$32.99 | 140yd Train |
| | | | | | \$21.99 |
| | | | | | 70yd Semi |
| | | | | | \$23.99 |
| You Bag...\$6.00 per 30 Gallon Garbage Bag (Approx. 3.5 cuft) | | | | | |
|  | PINE STRAW (SLASH) | This long-lasting mulch brings an elegant touch of the South (think Augusta National Golf Club). Pine Straw does wonders for acid-loving plants like Rhodies & Azaleas! | COVERAGE PER BALE (approx) | Sold in 2.5 CuFt Bale...48 Bales per Pallet | |
| | | | 60 sqft @ 2" | Compressed Bales! | |
| | | | 45 sqft @ 3" | \$15.99 | \$13.99 |
| | | | 30 sqft @ 4" | Per 2.5 CuFt Bale | Per Pallet (48 Bales) |
| 2.5 CuFt Compressed Bales | | | Packaging | Each | Full Pallet |
|  | NU-PLAY RUBBER MULCH | This recycled-tire mulch is 99.9% wire free and has a 10 year color-loss guarantee. It comes in 3/4" Nuggets and complies with ASTM & ADA standards for safety & wheelchair accessibility | .8 CuFt Bag 96/Pallet | \$9.49 | \$8.99 |
| | | | 1.5 CuFt Bag 50/Pallet | \$18.99 | \$17.99 |
| | | | | | |
| Black, Earthtone, Redwood, Blue | | | | | |

21355 TELEGRAPH ROAD
SOUTHFIELD, MI 48033
P: 248-356-8660 F: 248-356-7653
www.mainslandscapesupply.com

1-888-89-MAINS






Prices subject to change without notice

All measurements are approximate

Direct Ship pricing may vary depending on delivery location and accessibility for large trucks...Please call for a specific quote

7/15/2021

IMPORTANT: ** TEXTURE, CLUMPING, MOISTURE CONTENT & SOIL AVAILABILITY MAY BE IMPACTED BY WEATHER CONDITIONS. ALL SOILS ARE PROCESSED THROUGH 1/2" SCREENS TO MINIMIZE DEBRIS & PROVIDE SUPERIOR TEXTURE. THE SCREENING PROCESS, HOWEVER, DOES NOT ELIMINATE WEED SEEDS. WE HAVE NO CONTROL OVER WEEDS THAT MAY GROW FROM THE SOILS.**

| Picture | Product | Description | Half-Yard | Sold by the Cubic Yard | Direct |
|---|---|--|-----------|------------------------|--|
|  | SANDY LOAM TOPSOIL (Brown) | This construction-grade brown soil is best for building up foundations, filling in holes, grading slopes, building berms & general construction projects. | \$18.99 | \$27.99 | <div>45yd Train</div> <div>\$19.99</div> <div>22yd Semi</div> <div>\$22.99</div> |
| GREAT FOR CONSTRUCTION PROJECTS!! | | | | | |
|  | LAWN MIX SOIL (Medium Brown) | This medium-brown soil is a popular "Golf Course Blend" of Topsoil, Compost & Sand. It's perfect for grading & seeding lawns...firm enough to hold up to erosion and rich enough to add nutrients to new grass seed. | \$23.49 | \$36.99 | <div>50yd Train</div> <div>\$28.99</div> <div>25yd Semi</div> <div>\$31.99</div> |
| DON'T FORGET YOUR GRASS SEED, STRAW & FERTILIZER! | | | | | |
|  | COMPOST SOIL (Dark Brown) | This dark-brown soil is a nutrient-rich amendment for planting beds. It contains recycled organic materials that have been composted for 1-2 years. ATTN: Compost WILL contain small pieces of plastic, glass, paper & organics. | \$21.99 | \$33.99 | <div>60yd Train</div> <div>\$25.99</div> <div>30yd Semi</div> <div>\$28.99</div> |
| ORGANIC GARDNERS LOVE OUR COMPOST!! | | | | | |
|  | GARDEN MIX SOIL (Black) | BEST SELLER!! This black, rich soil contains Peat, Compost & Topsoil and is best for flower beds, decorative planting beds, and vegetable gardens. Don't be fooled by imitators...our Garden Mix is the Richest soil in Detroit! | \$28.99 | \$47.99 | <div>70yd Train</div> <div>\$39.99</div> <div>35yd Semi</div> <div>\$42.99</div> |
| THIS IS DETROIT'S RICHEST PLANTING SOIL!! | | | | | |
|  | UNSCREENED FILL DIRT (DEEP FILL) | This is an unscreened blend of scraps from our yard. This product contains sticks, stones, mulch, etc., and should only be used for filling deep holes. CUSTOMER MUST INSPECT before purchase. | NA | \$9.99 | <div>NA</div> <div>NA</div> |
| DELIVERY AVAILABLE...5 YARD MINIMUM | | | | | |

Unscreened

GRAVEL TRAINS LOADS AVAILABLE THROUGHOUT METRO-DETROIT! CALL FOR PRICING!!

| "MAIN'S" BAGGED SOILS | "ALL-AMERICAN" BAGGED SOILS | "CANADIAN PREMIER" SPHAGNUM PEAT MOSS |
|--|---|---|
|  <p>.5 CuFt (54 Bags = 1Yd)</p> <p>Sandy Loam \$2.99/Bag</p> <p>Lawn Mix \$2.99/Bag</p> <p>Compost \$2.99/Bag</p> <p>Garden Mix \$2.99/Bag</p> <p>\$0.20 Off Full Pallets (56 Bags)</p> |  <p>40 pounds...70/Pallet</p> <p>All-Purpose Topsoil \$2.99/Bag</p> <p>Peat Mix Soil \$3.49/Bag</p> <p>Cow Manure Soil \$3.99/Bag</p> <p>\$0.30 Off Full Pallets (70 Bags)</p> |  <p>3.8 cubic ft...30/Pallet</p> <p>\$21.99/Bale</p> <p>"Compressed"</p> <p>\$2 Off Full Pallets (30 Bales)</p> |
| <p>21355 TELEGRAPH ROAD SOUTHFIELD, MI 48033 P: 248-356-8660 F: 248-356-7653 www.mainslandscapesupply.com</p> | | |





1-888-89-MAINS

Prices subject to change without notice

Direct Ship pricing may vary depending on delivery location and accessibility for large trucks...Please call for a specific quote



All measurements are approximate

7/15/2021

| Picture | Product | Description | Half-Yard | Sold by the Cubic Yard |
|---|---|--|-----------|---|
|  | MASON SAND | Description Dry Screened Weight 2600# Coverage @ 3" 100 sqft Color Tan Popular Usage Grout / Sand Boxes/ Beaches | \$24.49 | \$38.99 <small>\$29.99 /ton</small> |
|  | LIMESTONE PAVER SAND (3/8" DOWN) | Description Gritty / Compactable Weight 2600# Coverage @ 3" 100 sqft Color Grey Popular Usage Paver Base / Dog Runs / Walkways | \$26.49 | \$42.99 <small>\$33.07 /ton</small> |
|  | SHARP SAND (#2NS) | Description Heavy Grit Weight 2800# Coverage @ 3" 100 sqft Color Tan w/ Pebbles Popular Usage Grout / Beaches / Drainage | \$27.99 | \$45.99 <small>\$32.85 /ton</small> |
|  | FILL SAND (CLASS II) | Description Sand w/ some Stone Weight 2600# Coverage @ 3" 100 sqft Color Tan Popular Usage Under Concrete/ Filling Holes | \$21.49 | \$32.99 <small>\$25.38 /ton</small> |

.5 CUBIC FT (50#) BAGS OF CONSTRUCTION SAND: \$5.99 per Bag...\$5.49 for Full Pallet (60 Bags)

SPECIALTY SAND

| Picture | Product | Description | Sold by the Ton...Delivery Only |
|---|------------------------------------|--|---|
|  | BUNKER SAND (#535) | Description Fine / Soft / Round Grains Weight 2600# Coverage @ 3" 100 sqft Color Off-White Popular Usage Golf Courses/ Sand Boxes/ Beaches | \$129.99 <small>SPECIAL ORDER...5 TON MINIMUM</small> |
|  | SIGNATURE BUNKER SAND (#9S) | Description Fine / Soft / Angular Grains Weight 2600# Coverage @ 3" 100 sqft Color Off-White Popular Usage Golf Courses/ Sand Boxes/ Beaches | \$159.99 <small>SPECIAL ORDER...5 TON MINIMUM</small> |

**50 TON GRAVEL TRAINS AVAILABLE
THROUGHOUT METRO-DETROIT!!
CALL FOR A QUOTE!**

21355 TELEGRAPH ROAD
SOUTHFIELD, MI 48033
P: 248-356-8660 F: 248-356-7653
www.mainslandscapesupply.com

1-888-89-MAINS

Prices subject to change without notice

Direct Ship pricing may vary depending on delivery location and accessibility for large trucks...Please call for a specific quote

All measurements are approximate

#####

| Round Stones | | Description | Half-Yard | Sold by the Cubic Yard |
|--|--|--|---------------------------------------|--------------------------------|
|  | PEA PEBBLE | Description 1/8" - 1/4"...Round Weight 3000# Coverage @ 3" 100 sqft Color Gray/Blue/Tan Popular Usage Drainage / Paths | \$35.99 | \$61.99 \$41.33 /ton |
|  | ROUND STONE (6A) | Description 1/4" - 3/4"...Round Weight 2800# Coverage @ 3" 100 sqft Color Gray/Blue/Tan Popular Usage Drainage / Septics | \$37.99 | \$65.99 \$47.14 /ton |
|  | EGGROCK | Description 1" - 3"...Round Weight 2700# Coverage @ 3" 70 sqft Color Gray/Blue/Tan Popular Usage Decorative | \$43.99 | \$77.99 \$57.77 /ton |
| Crushed Granites | | Description | Half-Yard | Sold by the Cubic Yard |
|  | DECOMPOSED GRANITE (#DS1, Mfg Sand) | Description 0"-3/8"...Crushed Weight 2800# Coverage @ 3" 100 sqft Color Gray/Blue/Tan Popular Usage Walkways | \$43.99 | \$77.99 \$55.71 /ton |
|  | CRUSHED GRANITE (#4, Walkway) | Description 1/4"-3/8"...Crushed Weight 2800# Coverage @ 3" 100 sqft Color Gray/Blue/Tan Popular Usage Walkways | \$43.99 | \$77.99 \$55.71 /ton |
|  | CRUSHED GRANITE (#3, Driveway) | Description 1/2"-3/4"...Crushed Weight 2800# Coverage @ 3" 100 sqft Color Gray/Blue/Tan Popular Usage Driveways | \$43.99 | \$77.99 \$55.71 /ton |
| Crushed Limestones | | Description | Half-Yard | Sold by the Cubic Yard |
|  | CRUSHED LIMESTONE (6A/5G) | Description 3/4" Crushed...Clean Weight 2600# Coverage @ 3" 100 sqft Color Gray Popular Usage Driveways / Paths | \$30.99 | \$51.99 \$39.99 /ton |
|  | LIMESTONE W/ FINES (21AA-Com) | Description 0" - 3/4" Crushed Weight 2800# Coverage @ 3" 100 sqft Color Gray Popular Usage Driveways/Paver Base | \$29.99 | \$49.99 \$35.71 /ton |
| Crushed Concretes | | Description | Half-Yard | Sold by the Cubic Yard |
|  | CRUSHED CONCRETE W/ FINES (21ACC) | Description 0" - 1 1/2" Crushed Weight 2800# Coverage @ 3" 100 sqft Color Gray/Multi Popular Usage Driveways/Paver Base | \$21.99 | \$33.99 \$24.28 /ton |
|  | CONCRETE MIX (60/40) | Description 60% Stone/40% Sand Weight 3000# Coverage @ 3" NA Color Tan w/ Gravel Popular Usage Mix for Concrete | \$39.99 | \$69.99 \$46.66 /ton |
|  | CRUSHED CONCRETE (1" - 3") | Description 1" - 3" Clean Weight 2200# Coverage @ 3" 70 sqft Color Gray/Multi Popular Usage Construction Drives | DELIVERY ONLY...5 YARD MINIMUM | \$33.99 \$30.90 /ton |

.5 CUBIC FT (50#) BAGS OF CONSTRUCTION GRAVEL: \$5.99 per Bag...\$5.49 for Full Pallet (60 Bags)

50 TON GRAVEL TRAINS AVAILABLE!! CALL FOR A QUOTE!

21355 TELEGRAPH ROAD
SOUTHFIELD, MI 48033
P: 248-356-8660 F: 248-356-7653
www.mainslandscapesupply.com

1-888-89-MAINS


Prices subject to change without notice

Direct Ship pricing may vary depending on delivery location and accessibility for large trucks...Please call for a specific quote

All measurements are approximate

#####

BULK DECO STONE IS AVAILABLE FOR DELIVERY ONLY.
\$125 DELIVERY CHARGE...2 TON MINIMUM

| Picture | Product | Description | Sold by the 50# Bag...60 Bags per Pallet | |
|---|-----------------|-----------------------|--|---|
|  | MEXICAN PEBBLES | Size | 2" - 3" | |
| | | Weight per Bag | 50 Pounds | |
| | | Coverage per Bag @ 2" | 1.5 sqft | |
| | | Color | Charcoal/Black | |
| | | | | |
| | | | \$24.99 <i>Per 50# Bag</i> | \$23.99 <i>Per Pallet (60 bags)</i> |

| Picture | Product | Description | | Half-Yard | Sold by the Cubic Yard |
|---|------------------|------------------------------------|---------------|---|------------------------|
|  | EGGROCK | Size | 1" - 4" | \$43.99 | \$77.99 |
| | | Weight per Yard | 2700 Pounds | | |
| | | Coverage @ 3" | 70 sqft | \$31.42 /ton | \$57.77 /ton |
| | | Color | Gray/Blue/Tan | .5 CuFt Bag (50#): \$5.99 each...\$5.49 for Full Pallet (60 Bags) | |
| | | | | | |
|  | CRUSHED GRANITES | Size | 3 Sizes | \$43.99 | \$77.99 |
| | | Weight per Yard | 2800 Pounds | | |
| | | Coverage @ 2" | 100 sqft | \$31.42 /ton | \$55.71 /ton |
| | | Color | Gray/Blue/Tan | .5 CuFt Bag (50#): \$5.99 each...\$5.49 for Full Pallet (60 Bags) | |
| | | Available in Small, Medium & Large | | | |

| Picture | Product | Description | | Sold by the Ton | |
|---|--|-----------------|-------------------|---|--|
|  | RED LAVA | Size | 1" - 3" | \$324.00 | |
| | | Weight per Yard | 940 Pounds | | |
| | | Coverage @ 2" | 300 SqFt | \$152.28 /yard | |
| | | Color | Porous Red | .5 CuFt Bag (17#): \$7.99 each...\$7.49 for Full Pallet (60 Bags) | |
|  | BLACK LAVA | Size | 3/4" - 1" | \$374.00 | |
| | | Weight per Yard | 1200 Pounds | | |
| | | Coverage @ 2" | 250 SqFt | \$224.40 /yard | |
| | | Color | Porous Black | .5 CuFt Bag (22#): \$9.99 each...\$9.49 for Full Pallet (60 Bags) | |
|  | CANADIAN MARBLE | Size | 1" - 2" | \$184.00 | |
| | | Weight per Yard | 2400 Pounds | | |
| | | Coverage @ 2" | 100 SqFt | \$220.80 /yard | |
| | | Color | Shiny White | .5 CuFt Bag (50#): \$7.99 each...\$7.49 for Full Pallet (60 Bags) | |
|  | ARCTIC RAINBOW | Size | 1" - 2" | \$244.00 | |
| | | Weight per Yard | 2400 Pounds | | |
| | | Coverage @ 2" | 105 SqFt | \$292.80 /yard | |
| | | Color | Purple/White | .5 CuFt Bag (50#): \$9.99 each...\$9.49 for Full Pallet (60 Bags) | |
|  | BLACK CHESTNUT | Size | 3/4" - 2" | \$394.00 | |
| | | Weight per Yard | 1400 Pounds | | |
| | | Coverage @ 2" | 200 SqFt | \$275.80 /yard | |
| | | Color | Shiny Black | .5 CuFt Bag (25#): \$9.99 each...\$9.49 for Full Pallet (60 Bags) | |
|  | BEECHWOOD PEBBLE <i>(Stone Bark)</i> | Size | 3/4" - 1" | \$214.00 | |
| | | Weight per Yard | 1200 Pounds | | |
| | | Coverage @ 2" | 250 SqFt | \$128.40 /yard | |
| | | Color | Tan/Brown/Rust | .5 CuFt Bag (20#): \$6.99 each...\$6.49 for Full pallet (60 Bags) | |
|  | WALNUT PEBBLE <i>(SML& LRG)</i> <i>(Merimac)</i> | Size | 1/2"-1" ... 2"-3" | \$214.00 | |
| | | Weight per Yard | 2200 Pounds | | |
| | | Coverage @ 2" | 100 SqFt / 75SqFt | \$235.40 /yard | |
| | | Color | Tan/Yellow | .5 CuFt Bag (50#): \$7.99 each...\$7.49 for Full Pallet (60 Bags) | |
|  | PINK QUARTZ <i>(Rose Quartz)</i> | Size | 3/4" - 1 1/2" | \$174.00 | |
| | | Weight per Yard | 2400 Pounds | | |
| | | Coverage @ 2" | 100 SqFt | \$208.80 /yard | |
| | | Color | Glossy Pink | .5 CuFt Bag (50#): \$7.99 each...\$7.49 for Full Pallet (60 Bags) | |

 21355 TELEGRAPH ROAD
 SOUTHFIELD, MI 48033
 P: 248-356-8660 F: 248-356-7653
 www.mainslandscapesupply.com

1-888-89-MAINS

#####

BULK DECO STONE IS AVAILABLE FOR DELIVERY ONLY.
\$125 DELIVERY CHARGE...2 TON MINIMUM

| Picture | Product | Description | Sold by the Ton |
|---|--------------------------------|---|--|
|  | SILICA PEBBLES | Size 1" Weight per Yard 2560 Pounds Coverage @ 2" 100 SqFt Color Tan/White/Cream | \$234.00 \$299.52 /yard .5 CuFt Bag (50#): \$8.99 each...\$8.49 for Full Pallet (60 Bags) |
|  | SLATE RED (Barn Red) | Size 1/2" - 1" Weight per Yard 2200 Pounds Coverage @ 2" 100 SqFt Color Maroon | \$184.00 \$202.40 /yard .5 CuFt Bag (50#): \$7.99 each...\$7.49 for Full Pallet (60 Bags) |
|  | SPANISH TILE | Size 1/2" - 1" Weight per Yard 1800 Pounds Coverage @ 2" 150 SqFt Color Terra Cotta Orange | \$164.00 \$147.60 /yard .5 CuFt Bag (50#): \$6.99 each...\$6.49 for Full Pallet (60 Bags) |
|  | WESTERN SUNRISE | Size 3/4" - 1 1/2" Weight per Yard 1800 Pounds Coverage @ 2" 140 SqFt Color Pink/Purple/Peach | \$294.00 \$264.60 /yard .5 CuFt Bag (40#): \$9.99 each...\$9.49 for Full Pallet (60 Bags) |
|  | ROSE GRANITE | Size 1/2" - 1" Weight per Yard 2400 Pounds Coverage @ 2" 100 SqFt Color Pink & Black Speckled | \$184.00 \$220.80 /yard .5 CuFt Bag (50#): \$7.99 each...\$7.49 for Full Pallet (60 Bags) |
|  | STAR BLACK | Size 3/4" - 1 1/2" Weight per Yard 2500 Pounds Coverage @ 2" 100 SqFt Color Black | \$214.00 \$267.50 /yard .5 CuFt Bag (50#): \$8.99 each...\$8.49 for Full Pallet (60 Bags) |
|  | EASTERN SUNRISE | Size 3/4" - 1 1/2" Weight per Yard 1760 Pounds Coverage @ 2" 150 SqFt Color Pink/Purple/Peach | \$224.00 \$197.12 /yard .5 CuFt Bag (50#): \$7.99 each...\$7.49 for Full Pallet (60 Bags) |
|  | ROYAL GORGE | Size 3/4" - 1 1/2" Weight per Yard 2560 Pounds Coverage @ 2" 100 SqFt Color Flaky Peach/Pink | \$294.00 \$391.02 /yard .5 CuFt Bag (50#): \$10.99 each...\$10.49 for Full Pallet (60 Bags) |
|  | MIDNIGHT GRANITE | Size 1/2" - 1" Weight per Yard 2700 Pounds Coverage @ 2" 100 SqFt Color Charcoal w/Light Fleck | \$164.00 \$221.40 /yard .5 CuFt Bag (50#): \$8.99 each...\$8.49 for Full Pallet (60 Bags) |
|  | SLATE SCAPE | Size 1/2" - 2 1/2"...Flat Weight per Yard 2400 Pounds Coverage @ 2" 100 SqFt Color Slate Grey | \$214.00 \$256.80 /yard .5 CuFt Bag (50#): \$8.99 each...\$8.49 for Full Pallet (60 Bags) |
|  | FIRE FIELD | Size 1" - 2" Weight per Yard 2500 Pounds Coverage @ 2" 100 SqFt Color Purple/Pink/Grey | \$204.00 \$244.80 /yard .5 CuFt Bag (50#): \$8.99 each...\$8.49 for Full Pallet (60 Bags) |

POPULAR FOR WATER FEATURES, FIRE FEATURES, INDOOR PLANTING, ROCK GARDENS & FISH TANKS

| Product | Picture | 50# Bag | 60+ Bags |
|--|--|--|---|
| MEXICAN BEACH PEBBLES 1-2" or 2-3" |   Charcoal | 50# Bags...60 Bags per Pallet \$24.99 \$0.50 /pound | 60+ Bags \$23.99 \$0.48 /pound |
| EXOTIC PEBBLES 2-3" |     <i>Available Colors: White Marble, Bordo Marble, Royal Black Marble, Sunny Brown</i> | 44# Bag \$29.99 \$0.68 /pound | 75+ Bags 44# Bags...75 Bags per Pallet \$27.99 \$0.64 /pound |
| EXOTIC BOULDERS 4-12" |     <i>Available Colors: White Marble, Bordo Marble, Royal Black Marble, Sunny Brown</i> | Per Pound \$0.99 | Per Ton Approx. 3000# per Basket \$899.00 \$0.45 /pound |



7/15/2021





21355 TELEGRAPH ROAD
 SOUTHFIELD, MI 48033
 P: 248-356-8660 F: 248-356-7653
www.mainslandscapesupply.com





1-888-89-MAINS

Prices subject to change without notice

All measurements are approximate, not actual

ALL BULK ATHLETIC TURF IS AVAILABLE FOR DELIVERY ONLY...5 TON MINIMUM...ALLOW 2-3 BUSINESS DAYS

| Picture | Product | Description | Sold by the Ton |
|---|-----------------------------------|---|--|
|  | SPORT CLAY | Baked Red Clay best for "Non-Slide" Baseball Fields | \$189.99 |
| | | Weight per Yard 2200 Pounds | \$208.99 /yard |
| | | Coverage @ 2" 120 sqft | 5 CuFt Bag (50#): \$9.99 each...\$8.99 for Full Pallet (60 Bags) |
|  | WARNING TRACK CLAY | Coarse (3/8") Baked Red Clay used along warning tracks | \$189.99 |
| | | Weight per Yard 2200 Pounds | \$208.99 /yard |
| | | Coverage @ 2" 120 sqft | 5 CuFt Bag (50#): \$9.99 each...\$8.99 for Full Pallet (60 Bags) |
|  | WASHINGTON FIELD MIX | Mix of Baked Clay, Raw Clay, & Sand...Best for "Slide" Baseball Fields | \$179.99 |
| | | Weight per Yard 2400 Pounds | \$197.99 /yard |
| | | Coverage @ 2" 120 sqft | 5 CuFt Bag (50#): \$9.99 each...\$8.99 for Full Pallet (60 Bags) |
|  | DIAMOND DUST ATHELTIC MEAL | Grey/Tan Limestone Slurry used for Baseball Fields | \$84.99 |
| | | Weight per Yard 2600 Pounds | \$110.49 /yard |
| | | Coverage @ 2" 120 sqft | 5 CuFt Bag (50#): \$9.99 each...\$8.99 for Full Pallet (60 Bags) |

| Picture | Product | Description | Sold by the Bag |
|---|---------------------|---|---|
|  | RAPID DRY | Orange Clay conditioner used to absorb moisture around wet areas | \$23.99 |
| | | | 50# Bag: \$22.99 for Full Pallet (40 Bags) |
|  | FIELD MARKER | #1 White Marking Chalk used for striping baseball, soccer & football fields | \$8.99 |
| | | | 50# Bag: \$7.99 for Full Pallet (60 Bags) |
|  | MOUND CLAY | Finishing Clay applied over Field Bricks | \$15.99 |
| | | | 40# Bag: \$14.99 for Full Pallet (54 Bags) |
|  | FIELD BRICKS | Red Clay Bricks (4"x8"x2") used around the pitcher's mound & batter's box | \$26.99 |
| | | | 8 Bricks/Bag: \$25.99 for Full Pallet (40 Bags) |

CHECK OUT OUR SELECTION OF TURF SEEDS, PLAYGROUND MULCHES, & FERTILIZERS!

7/15/2021

 21355 TELEGRAPH ROAD
 SOUTHFIELD, MI 48033
 P: 248-356-8660 F: 248-356-7653
www.mainslandscapesupply.com
1-888-89-MAINS

Prices subject to change without notice

All measurements are approximate

MICHIGAN BOULDERS:

These rocks are glacially rounded Michigan fieldstones that range from 4 Inches to 4 Feet in Size. Most stones are tans, blues, creams, and greys. Customers can hand-pick specific sizes or buy them by the ton. Please review our boulder policies below.

| Picture | Product | Description | Individually Selected | | Bulk Per Ton | |
|---|--|--|--|---------------------------------------|--|--|
|  | MICHIGAN COBBLESTONE (4 - 8") <i>"Grapefruit to Coconut"</i> | Size 4 - 8" | Per Rock | 50+ Rocks...Per LB | 1000+ Pounds | |
| | | Avg Weight per Rocks 8 Pounds | \$2.00 <i>You Pick....Per Visit</i> | \$0.15 <i>Scooped</i> | \$109.99 <i>Popular for lining flowerbeds!!</i> | |
| | | Avg Rocks per Ton 250 Rocks | | | | |
| | | Avg Rocks per 10 Lineal Ft 20 Rocks | | | | |
| | | | | | | |
|  | MICHIGAN FIELDSTONE BOULDERS (8" - 12") <i>"Bowling Ball to Volleyball"</i> | Size 8" - 12" | Per Rock | 25+ Rocks...Per LB | 1000+ Pounds | |
| | | Avg Weight per Rocks 30 Lbs | \$4.00 <i>You Pick....Per Visit</i> | \$0.17 <i>Scooped</i> | \$129.99 <i>Great for low-profile garden walls!!</i> | |
| | | Avg Rocks per Ton 65 Rocks | | | | |
| | | Avg Rocks per 10 Lineal Ft 12 Rocks | | | | |
| | | | | | | |
|  | MICHIGAN FIELDSTONE BOULDERS (12" - 18") <i>"Basketball to Beach Ball"</i> | Size 12" - 18" | 1-1999 Pounds | | 2000+ Pounds | |
| | | Avg Weight per Rocks 160 Lbs | \$0.19 <i>Individually Picked....Per Visit</i> | \$129.99 <i>Scooped</i> | | |
| | | Avg Rocks per Ton 12 Rocks | | | | |
| | | 12" Weighs Approx. 100# | | | Great for small retaining walls!! | |
| | | 18" Weighs Approx. 200# | | | | |
|  | MICHIGAN FIELDSTONE BOULDERS (18" - 24") <i>"Beachball to Yoga Ball"</i> | Size 18" - 24" | 1-1999 Pounds | | 2000+ Pounds | |
| | | Avg Weight per Rocks 300 Lbs | \$0.23 <i>Individually Picked....Per Visit</i> | \$139.99 <i>Scooped</i> | | |
| | | Avg Rocks per Ton 7 Rocks | | | | |
| | | 18" Weighs Approx. 200# | | | Great for protecting your lawn from cars!! | |
| | | 24" Weighs Approx. 400# | | | | |
|  | MICHIGAN FIELDSTONE BOULDERS (36" - 48") | 36" Boulders Weigh Approximately 1500# - 3000# | 1-999 Pounds | | 2000+ Pounds | |
| | | 48" Boulders Weigh Approximately 3000# - 5000# | N/A | N/A | \$159.99 | |
| | | | | | | |
| | | | Great for garden monuments & focal-points!! | | | |

7/15/2021

BOULDER POLICIES:

- * Boulders are difficult to estimate. All sizes, weights, and sales quotes are approximate.
- * Customers may be required to put a credit card on file for billing after boulders are selected and weighed.
- * Customers buying "You-Pick" boulders are doing so at their own risk. To prevent injuries, please wear appropriate gloves & shoes.
- * To prevent mistakes, customers may be required to visit our Southfield store to select boulders for your specific project.
- * Please be patient when picking up boulders and scheduling deliveries. Boulders take longer to select and load than other products.
- * Boulders take time to select. Please arrive at our yard AT LEAST 1 HOUR before Closing Time if you'd like to pickup boulders.
- * Dumping boulders WILL CAUSE DAMAGE. We recommend dumping in a "soft" area rather than on hard pavement.
- * To prevent damage during dumping, larger boulders may REQUIRE a forklift delivery.
- * For safety & insurance reasons, **WE DO NOT INSTALL BOULDERS**. If we deliver boulders with a Forklift, we will gladly place them as close to the area as our machine can fit, however, we are a delivery service, not an installation service.





21355 TELEGRAPH ROAD
SOUTHFIELD, MI 48033
P: 248-356-8660 F: 248-356-7653
www.mainslandscapesupply.com

1-888-89-MAINS





Prices subject to change without notice



All measurements are approximate, not actual

**** ALL FLAGSTONE ORDERS UNDER 1000# WILL BE CHARGED BY THE POUND ****


| Wallstone | Description | Pound | Sold by the Ton (2000#) |
|---|---|----------------------|-------------------------|
|  CANADIEN CARAMEL GUILLOTINED DRYWALL | Weight per Pallet 4000# (2 Tons) Thickness 7" Face Ft per Ton 20 Face Feet Color / Description Tan/Cream/Grey | \$0.39 \$778 /Ton | \$389.00 |
|  COLONIAL WALLSTONE (AVAILABLE 1-3" or 3-6") | Weight per Pallet 3000# (1.5 Tons) Thickness 1/2" - 6" Face Ft per Ton 20 Face Feet Color / Description Blue, Green or Lilac | \$0.32 \$638 /Ton | \$319.00 |
|  WESTERN MOUNTAIN WALLSTONE | Weight per Pallet 3000# (1.5 Tons) Thickness 1/2" - 6" Face Ft per Ton 20 Face Feet Color / Description Brown/Tan/Rose | \$0.31 \$618 /Ton | \$309.00 |
|  TUMBLED BLUE STONE (SELECT, FULL COLOR) | Weight per Pallet 3000# (1.5 Tons) Thickness 2" - 4" Face Ft per Ton 20 Face Feet Color / Description Tumbled Blue/Full | \$0.35 \$698 /Ton | \$349.00 |

**** FACE FEET COVERAGE BASED ON 12" THICK WALL...FULL PALLETS WILL HAVE CRUMBS ****

| Irregular Flagstone | Description | Pound | Sold by the Ton (2000#) |
|--|---|------------------------|-------------------------|
|  CANADIEN CARAMEL FLAGSTONE | Weight per Pallet 4000# (2 Tons) Thickness 2" - 3" Square Ft per Ton 75 SqFt Color / Description Tan/Cream/Grey | \$0.40 \$798 /Ton | \$399.00 |
|  CANADIEN FLAGSTONE (PREMIUM/SMOOTH) | Weight per Pallet 5000# (2.5 Tons) Thickness 1 1/2" - 2" Square Ft per Ton 75 - 100 SqFt Color / Description Grey/Charcoal/Buf | \$0.55 \$1,098 /Ton | \$549.00 |
|  PENNSYLVANIA FLAGSTONE (FULL COLOR) | Weight per Pallet 3000# (1.5 Tons) Thickness 1 1/4" - 2" Square Ft per Ton 75 - 100 SqFt Color / Description Green/Full Color | \$0.47 \$938 /Ton | \$469.00 |
|  PENNSYLVANIA FLAGSTONE (LILAC COLOR) | Weight per Pallet 3000# (1.5 Tons) Thickness 1 1/4" - 2" Square Ft per Ton 75 - 100 SqFt Color / Description Lilac | \$0.49 \$978 /Ton | \$489.00 |

| Dimensional Flagstone | Description | Sold by the Square Foot | |
|---|---|--------------------------------|---------------------------------------|
|  PENNSYLVANIA CUT FULL COLOR (NATURAL CLEFT) | Weight per Pallet Varies Thickness 1 1/2" Nominal Available Sizes 1'x1' 1'x2' 2'x2' Color / Description Green/Full Color | Loose \$10.99 | Full Pallets \$9.99 |
|  PENNSYLVANIA CUT TRUE BLUE (NATURAL CLEFT) | Weight per Pallet Varies Thickness 1 1/2" Nominal Available Sizes 1'x1' 1'x2' 2'x2' Color / Description Blue | Loose \$11.99 | Full Pallets \$10.99 |

**** THERMAL FINISH CUT STONE AVAILABLE FOR SPECIAL ORDER...CALL FOR PRICING ****

| Belgium Blocks | Description | Sold by the Blocks | |
|---|--|-------------------------------|-------------------------------------|
|  BELGIUM BLOCKS (WHITE, PINK, BLACK) | Stones per Pallet Varies Size 4" x 5" x 9" Description Granite Blocks for Curbs Colors White, Pink, Black | Each \$10.99 | 100+ Blocks \$9.99 |

21355 TELEGRAPH ROAD
SOUTHFIELD, MI 48033
P: 248-356-8660 F: 248-356-7653
www.mainslandscapesupply.com

1-888-89-MAINS


9/1/2021

Prices subject to change without notice

All measurements are approximate, not actual

CANADIEN CARMEL LEDGEROCK

| Product | Description | Specifications | Sold by the Ton | 45 Ton Direct Shipment |
|--|---|---|-----------------|------------------------|
| WALL MATERIAL (9-12" THICK) | These beautiful limestone outcroppings are fantastic for retaining walls, seawalls, steps, and hillside accent pieces. They have a variety of earthtones that include greys, tans, creams & chocolates. We offer this stone for pickup, delivery, or direct-shipment throughout the entire State of Michigan. | Weighs 165 Pounds per Cubic Ft...Most Average- Sized slabs weigh about 1500 Pounds | \$169.00 | \$139.00 |
| STEP MATERIAL (6-8" THICK) | | | \$229.00 | \$199.00 |










- ** This is a naturally quarried product...Color & Texture variations will occur in natural stone
- ** Direct Shipment prices based on delivery to Macomb, Oakland & Wayne Counties. Call for pricing on delivery to other regions
- ** Customer must unload truck within 2 hours...Anything over 2 Hours will be charged at \$200/hour
- ** Direct Shipments must be pre-paid before dispatching...please allow 3-5 business days for delivery

7/15/2021

21355 TELEGRAPH ROAD
 SOUTHFIELD, MI 48033
 P: 248-356-8660 F: 248-356-7653
www.mainslandscapesupply.com


1-888-89-MAINS

| Picture | Product | Description | 1 Gallon | 5 Gallon | |
|---|---|---|--------------------------|-----------------|-------------------------|
|  | PAVER SEALER (MAC-SEAL) | A High-Gloss, Oil-Based sealer that enhances the color of brick, protects against stains, and protects pavers from chipping & crumbling. Please read instructions before applying. | \$38.99 | \$169.99 | |
| | | Available Sizes..... 1 Gallon & 5 Gallon | | | |
| | | Coverage per Gallon..... Approximately 125 sqft | | | |
|  | XYLENE STRIPPER (MAC-SEAL) | Xylene is used strip previous layers of sealant from bricks and concrete. Please read instructions before applying. | 1 Gallon | | |
| | | Available Sizes..... 1 Gallon | \$29.99 | | |
| | | Coverage per Gallon..... Approximately 125 sqft | | | |
| Picture | Product | Description | Each | Case (12) | |
|  | CONSTRUCTION ADHESIVE (SRW...10.5 OZ) | Use this construction adhesive to lock brick and block together. This product has amazing strength, is weather-proof, & sets quickly. | \$6.99 | \$67.99 | |
| | | Coverage per 10.5 oz Tube..... 15 lineal ft at a 3/8" wide bead | | | |
|  | CONSTRUCTION ADHESIVE (SRW...29 OZ) | Use this construction adhesive to lock brick and block together. This product has amazing strength, is weather-proof, & sets quickly. | \$10.99 | \$113.99 | |
| | | Coverage per 29 ozTube..... 42 lineal ft at a 3/8" wide bead | | | |
| Picture | Product | Description | Colors | 50# Bag | Pallet (56 Bags) |
|  | PowerLoc Sand, Lt Commercial (QUIKRETE...50#) | Once PowerLoc™ Jointing Sand is swept into the paver joints and dampened with a water mist it hardens, locking pavers into place | Tan | \$20.99 | \$19.99 |
|  | One-Sand Polysand, Heavy (OAKS...50#) | 1ONESAND polymeric sand is a specially formulated, high-performance mix of calibrated sands, polymers, and binding agents designed to fill and firmly bind paver joints. 1OneSand's superior performance and durability is ideal for all newly installed pavers or slabs, as well as paver joint replacement on existing walkways, patios or even sloped driveways. 1OneSand remains stable and just flexible enough, maintaining its durability and flexibility in the most extreme weather conditions | Colors | Bag | Pallet (63 Bags) |
| | | | Canvas Beige | \$30.99 | \$29.99 |
| | | | Granite Grey | \$31.99 | \$30.99 |
| | | | Absolute Black | \$36.99 | \$35.99 |
| | | | Urban White | \$36.99 | \$35.99 |
| Picture | Product | Description | Each | Case (10 Pcs) | |
|  | DIAMOND PAVER EDGE | Description..... PVC, L-Shaped, Commercial Grade | \$19.99 | \$18.99 | |
| | | Length & Thickness.... 8' Long x 1.75" Tall | | | |
| | | Available Colors..... Black | | | |
| | | Stakes & Connectors p 4 Spikes (10").....Connectors N/A | | | |
| | | Extra Stakes & Connec \$0.99 per Spike.....Connectors N/A | | | |
| | | | <i>Includes 4 Spikes</i> | | |

7/15/2021


STOCKED COLORS


Northern




Timberwood



Greyfield

SPECIAL ORDER COLORS


Charcoal

| Product | Sizes | Packaging | Layer | Full Pallets | 6+ Pallets |
|---|--|---|--|--|--|
|  60mm Thick | 4" x 8" <i>4.5 Bricks/SqFt</i> | SqFt/Pallet..... 106 sqft (477 Full... 18 Half) | \$3.49 per SqFt <i>\$41.18 /layer</i> | \$3.19 per SqFt <i>\$338.14 /pallet</i> | \$3.03 per SqFt <i>\$321.23 /pallet</i> |
| | | SqFt/Layer..... 11.8 sqft (53 Full...2 Half) | | | |
| | | Layers/Pallet.... 9 layers per pallet | | | |
| | | Pallet Weight... 2900 Pounds | | | |

7/15/2021

 21355 TELEGRAPH ROAD
 SOUTHFIELD, MI 48033
 P: 248-356-8660 F: 248-356-7653
www.mainslandscapesupply.com
1-888-89-MAINS

 **Special order colors: Full pallets only, delivery only, pre-paid only, allow 3-5 business days
 **No returns

 **Straps/Layers & Fulls Pallets only
 **Measurements are approximate, not actual

**STOCKED IN
SOUTHFIELD**


STOCKED COLORS

Greyfield





Sandalwood

Timberwood
SPECIAL ORDER COLORS

Silversand

Onyx (6x9 Only)

4/1/2021


| Product | Sizes | Packaging | Layer | Full Pallets | 6+ Pallets |
|---|-------------------------------|---|---|---|---|
|  | Square 6" x 6" | SqFt/Pallet..... 104 sqft (360 Sq, 144 Sml) SqFt/Strap..... 11.56 sqft (40 Sq, 16 Sml) Layers/Pallet... 9 Layers per pallet Pallet Weight... 2925 Pounds | \$4.99 per SqFt \$57.68 /layer | \$4.69 per SqFt \$487.76 /pallet | \$4.46 per SqFt \$463.37 /pallet |
| | Small Rect 3" x 6" | | | | |
|  | Lrg Rect 6" x 9" | SqFt/Pallet..... 105 sqft (288 Bricks) SqFt/Strap..... 11.67 sqft (32 Bricks) Layers/Pallet... 9 Layers per pallet Pallet Weight... 2826 Pounds | \$4.99 per SqFt \$58.23 /layer | \$4.69 per SqFt \$492.45 /pallet | \$4.46 per SqFt \$467.83 /pallet |
| | | | | | |
|  | Jumbo Sq 9" x 9" | SqFt/Pallet..... 98 sqft (180 Bricks) SqFt/Strap..... 10.9 sqft (20 Bricks) Layers/Pallet... 9 Layers per pallet Pallet Weight... 2750 Pounds | NA per SqFt Pallets Only | \$4.69 per SqFt \$459.62 /pallet | \$4.46 per SqFt \$501.24 /pallet |
| | (Special Order) | | | | |
|  | Jumbo Rect 9" x 12" | SqFt/Pallet..... 104 sqft (144 Bricks) SqFt/Strap..... 11.56 sqft (16 Bricks) Layers/Pallet... 9 Layers per pallet Pallet Weight... 2936 Pounds | NA per SqFt Pallets Only | \$4.69 per SqFt \$487.76 /pallet | \$4.46 per SqFt \$463.37 /pallet |
| | (Special Order) | | | | |

21355 TELEGRAPH ROAD
SOUTHFIELD, MI 48033
P: 248-356-8660 F: 248-356-7653
www.mainslandscapesupply.com

1-888-89-MAINS

**Special order colors: Full pallets only, delivery only, pre-paid only, allow 3-5 business days
**No returns

**Straps/Layers & Fulls Pallets only
**Measurements are approximate, not actual


STOCKED COLORS


Champagne



Marble Grey



Milano



Onyx (8x16 Only)

SPECIAL ORDER COLORS

Chestnut

4/1/2021

| Product | Sizes | Packaging | Layer | Full Pallets | 8+ Pallets |
|---------------------------------------|---|---|---------------------------|---------------------------|---------------------------|
| | Lrq Rect 16" x 24" Square 16" x 16" Small Rect 8" x 16" | SqFt/Pallet..... 129.2 sqft (20 Lrg, 30 Sq, 30 Sml) | \$6.19 per SqFt | \$5.89 per SqFt | \$5.60 per SqFt |
| | | SqFt/Layer..... 12.9 sqft (2 Lrg, 3 Sq, 3 Sml) | | | |
| | | Layers/Pallet... 10 Layers per pallet | | | |
| | | Pallet Weight... 3036 Pounds | | | |
| | Small Rect 8" x 16" | SqFt/Pallet..... 129.2 sqft (150 Sml Rect) | \$6.19 per SqFt | \$5.89 per SqFt | \$5.60 per SqFt |
| SqFt/Layer..... 12.9 sqft (15 Sml) | | | | | |
| Layers/Pallet... 10 Layers per pallet | | | | | |
| Pallet Weight... 3025 Pounds | | | | | |
| 50mm Thick | | | <i>\$79.85 /layer</i> | <i>\$760.99 /pallet</i> | <i>\$722.94 /pallet</i> |

 21355 TELEGRAPH ROAD
 SOUTHFIELD, MI 48033
 P: 248-356-8660 F: 248-356-7653
www.mainslandscapesupply.com
1-888-89-MAINS

 **Special order colors: Full pallets only, delivery only, pre-paid only, allow 3-5 business days
 **No returns

 **Straps/Layers & Fulls Pallets only
 **Measurements are approximate, not actual

**STOCKED IN
SOUTHFIELD**



STOCKED COLORS




Champagne



Marble Grey



Milano




Onyx (8x16 Only)

SPECIAL ORDER COLORS



Mackinaw

4/1/2021

| Product | Sizes | Packaging | Layer | Full Pallets | 8+ Pallets |
|---|---|--|---|---|---|
|  50mm Thick | Lrg Rect 16" x 24" Square 16" x 16" Small Rect 8" x 16" | SqFt/Pallet..... 129.2 sqft (20 Lrg, 30 Sq, 30 Sml) SqFt/Layer..... 12.9 sqft (2 Lrg, 3 Sq, 3 Sml) Layers/Pallet... 10 Layers per pallet Pallet Weight... 3063 Pounds | \$6.19 per SqFt \$79.85 /layer | \$5.89 per SqFt \$760.99 /pallet | \$5.60 per SqFt \$722.94 /pallet |
| | Small Rect 8" x 16" | SqFt/Pallet..... 129.2 sqft (150 Sml Rect) SqFt/Layer..... 12.9 sqft (15 Sml) Layers/Pallet... 10 Layers per pallet Pallet Weight... 3025 Pounds | \$6.19 per SqFt \$79.85 /layer | \$5.89 per SqFt \$760.99 /pallet | \$5.60 per SqFt \$722.94 /pallet |
| | Lrg Rect 16" x 24" (Special Order) | SqFt/Pallet..... 129.2 sqft (50 Lrg) SqFt/Layer..... 12.9 sqft (5 Lrg) Layers/Pallet... 10 Layers per pallet Pallet Weight... 3076 Pounds | NA per SqFt | \$5.89 per SqFt \$760.99 /pallet | \$5.60 per SqFt \$722.94 /pallet |

21355 TELEGRAPH ROAD
 SOUTHFIELD, MI 48033
 P: 248-356-8660 F: 248-356-7653
 www.mainslandscapesupply.com

1-888-89-MAINS


**Special order colors: Full pallets only, delivery only, pre-paid only, allow 3-5 business days

**No returns

**Straps/Layers & Fulls Pallets only

**Measurements are approximate, not actual

NUEVA XL SLAB (60mm)



\$6.19 /sqft 24x36: 116.3 SqFt/Pallet

MOLINA SLAB (60mm)



\$6.29 /sqft 3-Piece: 93 SqFt/Pallet
6x12: 93 SqFt/Pallet

RIDGEFIELD PLUS (70mm)



\$5.19 /sqft 3-Piece: 93 SqFt/Pallet

RIDGEFIELD SMOOTH (70mm)



\$5.19 /sqft 3-Piece: 93 SqFt/Pallet
8x12: 104 SqFt/Pallet

CENTURION PAVER (70mm)



\$5.99 /sqft Dbl Jumb: 90 SqFt/Pallet
Quad: 90 SqFt/Pallet
Jumbo: 90 SqFt/Pallet
Standard: 105.6 SqFt/Pallet
3-Piece: 97 SqFt/Pallet

ETERNA (100mm)



\$12.99 /sqft 100X300: 64 SqFt/Pallet
100X400: 57 SqFt/Pallet
200X600: 62 SqFt/Pallet
400X600: 64.6 SqFt/Pallet

**QUANTITY
DISCOUNTS
AVAILABLE!**



**SPECIAL ORDER...
ALLOW 5-10 DAYS**

THESE PAVERS ARE AVAILABLE FOR DELIVERY ONLY.
ALL SPECIAL ORDERS MUST BE PRE-PAID, ARE NON-
REFUNDABLE, COME IN FULL-PALLETS ONLY, AND ARE
GENERALLY DELIVERED IN 5-10 BUSINESS DAYS.

21355 TELEGRAPH ROAD
SOUTHFIELD, MI 48033
248-356-8660 F: 248-356-765
www.mainslandscapesupply.com

1-888-89-MAINS

**Special order colors: Full pallets only, delivery only, pre-paid only, allow 3-5 business days
**No returns

**Straps/Layers & Fulls Pallets only
**Measurements are approximate, not actual

RIALTO (80mm)




\$6.99 /sqft Rect: 77.5 SqFt/Pallet
3-Piece: 77.5 SqFt/Pallet

NUEVA PAVER (80mm)



\$7.49 /sqft Sml Rect: 77.5 SqFt/Pallet
3-Piece: 77.5 SqFt/Pallet

MONTEREY SLAB (50mm)



\$5.99 /sqft Sml Rect: 103.3 SqFt/Pallet
Lrg Rect: 103.3 SqFt/Pallet
3-Piece: 129.2 SqFt/Pallet

VILLANOVA (80mm)



\$7.59 /sqft 2-Piece: 76.5 SqFt/Pallet
Rect: 76.5 SqFt/Pallet

PRESIDIO (80mm)



\$7.79 /sqft Rect: 54.6 SqFt/Pallet
6-Piece: 65.3 SqFt/Pallet

MOLINA (80mm)



\$8.79 /sqft 6x12: 69.8 SqFt/Pallet
12x24: 69.8 SqFt/Pallet
3-Piece: 69.8 SqFt/Pallet

MARKET (80mm)



\$8.99 /sqft 1-Piece: 93 SqFt/Pallet

AVENUE SERIES (80mm)



\$5.99 /sqft 4x8: 71 SqFt/Pallet
8x8: 78 SqFt/Pallet
8x12: 77.5 SqFt/Pallet
12x12: 70 SqFt/Pallet
12x16: 70 SqFt/Pallet

COPINGS

CASSINA COPING



\$6.99 /each 1-Piece: 78 Pieces/Pallet

OASIS COPING



\$14.49 /each 1-Piece: 36 Pieces/Pallet

PERMEABLE PAVERS

ENVIRO PASSAGIO (70mm)



\$8.99 /sqft 4-Piece: 108 SqFt/Pallet

ENVIRO MIDORI (80mm)



\$6.59 /sqft 2-Piece: 58.6 SqFt/Pallet
3-Piece: 74.4 SqFt/Pallet

HYD'REAU PAVE (80mm)



\$6.29 /sqft 4-Piece: 64.1 SqFt/Pallet



**SPECIAL ORDER...
ALLOW 5-10 DAYS**

THESE PAVERS ARE AVAILABLE FOR DELIVERY ONLY.
ALL SPECIAL ORDERS MUST BE PRE-PAID, ARE NON-REFUNDABLE, COME IN FULL-PALLETS ONLY, AND ARE GENERALLY DELIVERED IN 5-10 BUSINESS DAYS.


STOCKED COLORS


Chartan



Greystone





Sandalwood



Onyx

SPECIAL ORDER COLORS


Champagne

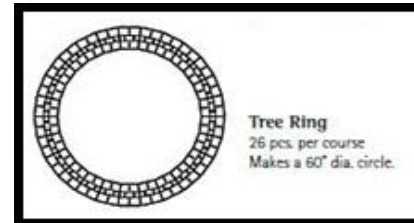
| Product | Size | Packaging | Each | Full Pallet | 6+ Pallet |
|---|---------------------------------|---|----------------------------|---|---|
|  | 4" x 12" x 8" <i>Nominal</i> | Units/ Pallet..... 96 pieces per pallet Weight/ Piece..... Approx 28 pounds each Pallet Weight..... 2800 Pounds Exposed Face Area.... Modular (Varies) | \$4.09 per piece | \$3.99 per piece <small>\$383.04 /pallet</small> | \$3.84 per piece <small>\$368.64 /pallet</small> |
|  | Wyevale Pillar Caps | 24"x24"x3"... 150#... Natural Color | \$139.99 | | |
| | | 28"x28"x3"... 210#... Natural Color | \$159.99 | | |

4/1/2021

 21355 TELEGRAPH ROAD
 SOUTHFIELD, MI 48033
 P: 248-356-8660 F: 248-356-7653
www.mainslandscapesupply.com
1-888-89-MAINS

**Special order colors: Full pallets only, delivery only, pre-paid only, allow 3-5 business days

**Measurements are approximate, not actual



STOCKED COLORS



Chartan




Greystone



Sandstone



Onyx

| Product | Size | Packaging | Each | Full Pallet | 6+ Pallet |
|---|---|--|----------------------------|----------------------------|----------------------------|
|  | <i>Standard Unit</i> 7.25"Wx3.5"Tx 7.25"D | Units/ Pallet..... 180 pieces per pallet | \$3.09 per piece | \$2.99 per piece | \$2.84 per piece |
| | | Weight/ Piece..... Approx 12.2 pounds each | | | |
| | | Pallet Weight..... 2196 Pounds | | | |
| | | Exposed Face Area.... 1/6 Sq Face Ft | | | |
| | | | | \$538.20 /pallet | \$511.20 /pallet |

4/1/2021

21355 TELEGRAPH ROAD
SOUTHFIELD, MI 48033
P: 248-356-8660 F: 248-356-7653
www.mainslandscapesupply.com

1-888-89-MAINS

**Special order colors: Full pallets only, delivery only, pre-paid only, allow 3-5 business days

**Measurements are approximate, not actual


STOCKED COLORS


Desert



Greyfield



Sandalwood

SPECIAL ORDER COLORS


Mountain



Timberwood

| Product | Size | Packaging | Each | Full Pallet | 6+ Pallets |
|---|--|---|----------------------------|--|-----------------------------------|
|  | <i>Tapered Unit</i> 8"Wx6"Tx12"D | Units/ Pallet..... 60 pieces per pallet Weight/ Piece..... Approx 40 pounds each Pallet Weight..... 2400 Pounds Exposed Face Area.... 1/3 Sq Face Ft | \$5.99 per piece | \$5.89 per piece \$0.00 /pallet | \$5.74 \$353.40 /pallet |
|  | <i>Standard Unit</i> 8"Wx6"Tx12"D <i>Special Order</i> | Units/ Pallet..... 60 pieces per pallet Weight/ Piece..... Approx 46 pounds each Pallet Weight..... 2760 Pounds Exposed Face Area.... 1/3 Sq Face Ft | \$5.99 per piece | \$5.89 per piece \$0.00 /pallet | \$5.74 \$353.40 /pallet |
|  | <i>90° Corner</i> 12"Wx6"Tx8"D | Units/ Pallet..... 24 pieces per pallet Weight/ Piece..... Approx 47 pounds each Pallet Weight..... 1128 Pounds Exposed Face Area.... Varies | \$6.69 per piece | \$6.59 per piece \$0.00 /pallet | \$6.44 \$158.16 /pallet |
|  | <i>2ft Coping</i> 24"Wx3"Tx12"D <i>Special Order</i> | Units/ Pallet..... 48 pieces per pallet Weight/ Piece..... Approx 70 pounds each Pallet Weight..... 2520 Pounds Exposed Face Area.... 2 Linear Ft | \$8.79 per piece | \$8.69 per piece \$0.00 /pallet | \$8.54 \$417.12 /pallet |
|  | <i>1ft Coping</i> 12"Wx3"Tx12"D | Units/ Pallet..... 72 pieces per pallet Weight/ Piece..... Approx 35 pounds each Pallet Weight..... 1680 Pounds Exposed Face Area.... 1 Linear Ft | \$4.89 per piece | \$4.79 per piece \$0.00 /pallet | \$4.64 \$344.88 /pallet |

 21355 TELEGRAPH ROAD
 SOUTHFIELD, MI 48033
 P: 248-356-8660 F: 248-356-7653
www.mainslandscapesupply.com
1-888-89-MAINS

**Special order colors: Full pallets only, delivery only, pre-paid only, allow 3-5 business days

**Measurements are approximate, not actual

**No returns







SPECIAL ORDER COLORS

Champagne

Cloudburst

Marble Grey

Twilight

| Product | Size | Packaging | | Full Pallet | 6+ Pallets |
|---|---------------------------------|---|--|--|--|
|  660 Unit | 26"Wx4.3"Tx8.6"D 80 Pounds | <u>Layer Packaging</u> SqFt per Layer..... 9.4 SqFt Linear Ft per Layer... 26 LinFt Pieces per Layer..... 4 of Each Size Weight per Layer..... 961 Pounds Layers per Pallet..... 3 Layers | <u>Pallet Packaging</u> SqFt per Pallet..... 28.1 SqFt Linear Ft per Pallet... 78 LinFt Pieces per Pallet..... 12 of Each Size Weight per Pallet..... 2884 Pounds | \$16.19 per SqFt \$454.94 /pallet | \$14.57 per SqFt \$409.45 /pallet |
|  550 Unit | 21.6"Wx4.3"Tx8.6"D 67 Pounds | | | | |
|  440 Unit | 17.3"Wx4.3"Tx8.6"D 53 Pounds | | | | |
|  330 Unit | 13"Wx4.3"Tx8.6"D 40 Pounds | | | | |
|  Linear Unit | 17.3"Wx4.3"Tx8.6"D 53 Pounds | <u>Layer Packaging</u> SqFt per Layer..... 8.3 SqFt Linear Ft per Layer... 23 LinFt Pieces per Layer..... 16 Pieces Weight per Layer..... 848 Pounds Layers per Pallet..... 3 Layers | <u>Pallet Packaging</u> SqFt per Pallet..... 25 SqFt Linear Ft per Pallet... 69.3 LinFt Pieces per Pallet..... 48 Pieces Weight per Pallet..... 2544 Pounds | \$7.69 Each \$369.12 /pallet | \$6.92 Each \$332.21 /pallet |

4/1/2021

 21355 TELEGRAPH ROAD
 SOUTHFIELD, MI 48033
 P: 248-356-8660 F: 248-356-7653
www.mainslandscapesupply.com
1-888-89-MAINS

**Special order colors: Full pallets only, delivery only, pre-paid only, allow 3-5 business days

**Measurements are approximate, not actual

**No returns



SPECIAL ORDER COLORS








Champagne



Marble Grey



Onyx (Coping Only)

| Product | Size | Packaging | Full Pallet | 6+ Pallets |
|--|------------------------------------|--|---|--|
|  16" Unit | 15.75"Wx5.91"Tx11.8"D 72 Pounds | Layer Packaging SqFt per Layer..... 6.5 SqFt Linear Ft per Layer... 13.1 LinFt Pieces per Layer..... 2 of Each Size Weight per Layer..... 700 Pounds Layers per Pallet..... 4 Layers | Pallet Packaging SqFt per Pallet..... 26 SqFt Linear Ft per Pallet... 52.5 LinFt Pieces per Pallet..... 8 of Each Size Weight per Pallet..... 2832 Pounds | \$16.89 per SqFt \$439.14 /pallet |
|  20" Unit | 19.7"Wx5.91"Tx11.8"D 85 Pounds | | | |
|  20" End Unit | 19.7"Wx5.91"Tx11.8"D 97 Pounds | | | |
|  24" Unit | 23.6"Wx5.91"Tx11.8"D 100 Pounds | | | |
|  Coping Unit | 23.6"Wx3"Tx13.4"D 78 Pounds | Layer Packaging SqFt per Layer..... 1.5 SqFt Linear Ft per Layer... 5.9 LinFt Pieces per Layer..... 2 Unit / 1 End Weight per Layer..... 234 Pounds Layers per Pallet..... 8 Layers | Pallet Packaging SqFt per Pallet..... 12 SqFt Linear Ft per Pallet... 47.2 LinFt Pieces per Pallet..... 16 Unit / 8 End Weight per Pallet..... 1872 Pounds | \$9.99 Each \$239.76 /pallet |
| Coping End | | | | \$8.99 Each \$215.78 /pallet |

4/1/2021

21355 TELEGRAPH ROAD
 SOUTHFIELD, MI 48033
 P: 248-356-8660 F: 248-356-7653
www.mainslandscapesupply.com

1-888-89-MAINS

**Special order colors: Full pallets only, delivery only, pre-paid only, allow 3-5 business days

**Measurements are approximate, not actual

**No returns



SPECIAL ORDER COLORS








Champagne



Marble Grey



Onyx (Coping Only)

| Product | Size | Packaging | | Full Pallet | 6+ Pallets |
|--|--------------------------------|---|---|--|--|
|  16" Unit | 15.75"Wx2.95"TxD 36 Pounds | Layer Packaging SqFt per Layer..... 3.25 SqFt Linear Ft per Layer... 13 LinFt Pieces per Layer..... 2 of Each Size Weight per Layer..... 700 Pounds Layers per Pallet..... 6 Layers | Pallet Packaging SqFt per Pallet..... 19.5 SqFt Linear Ft per Pallet... 78 LinFt Pieces per Pallet..... 12 of Each Size Weight per Pallet..... 2589 Pounds | \$16.89 per SqFt \$329.36 /pallet | \$15.20 per SqFt \$296.42 /pallet |
|  20" Unit | 19.7"Wx2.95"TxD 42.5 Pounds | | | | |
|  20" End Unit | 19.7"Wx2.95"TxD 48.5 Pounds | | | | |
|  24" Unit | 23.6"Wx2.95"TxD 50 Pounds | | | | |
|  Coping Unit Coping End | 23.6"Wx3"TxD 78 Pounds | Layer Packaging SqFt per Layer..... 1.5 SqFt Linear Ft per Layer... 5.9 LinFt Pieces per Layer..... 2 Unit / 1 End Weight per Layer..... 234 Pounds Layers per Pallet..... 8 Layers | Pallet Packaging SqFt per Pallet..... 12 SqFt Linear Ft per Pallet... 47.2 LinFt Pieces per Pallet..... 16 Unit / 8 End Weight per Pallet..... 1872 Pounds | \$9.99 Each \$239.76 /pallet | \$8.99 Each \$215.78 /pallet |

4/1/2021

21355 TELEGRAPH ROAD
 SOUTHFIELD, MI 48033
 P: 248-356-8660 F: 248-356-7653
www.mainslandscapesupply.com

1-888-89-MAINS

**Special order colors: Full pallets only, delivery only, pre-paid only, allow 3-5 business days

**Measurements are approximate, not actual

**No returns


STOCKED COLORS

 Champagne
(Textured)

 Greyfield
(Textured)



 Milano
(Textured)

SPECIAL ORDER COLORS

 Champagne
(Smooth)

 Greyfield
(Smooth)

 Milano
(Smooth)

| Product | Size | Packaging | Each |
|---|----------------------------------|---|-----------------------------|
|  Textured | 48"Lx6.5"Tx 15.75D Nominal | Units/ Pallet..... 8 pieces per pallet Weight/ Piece..... Approx 400 pounds each Pallet Weight..... 3200 Pounds Exposed Face Area.... Modular (Varies) | \$89.99 per piece |
|  Smooth <i>(Special Order)</i> | 48"Lx6.5"Tx 15.75D Nominal | Units/ Pallet..... 8 pieces per pallet Weight/ Piece..... Approx 400 pounds each Pallet Weight..... 3200 Pounds Exposed Face Area.... Modular (Varies) | \$99.99 per piece |

4/1/2021

 21355 TELEGRAPH ROAD
 SOUTHFIELD, MI 48033
 P: 248-356-8660 F: 248-356-7653
www.mainslandscapesupply.com
1-888-89-MAINS

***Special order colors: Full pallets only, delivery only, pre-paid only, allow 3-5 business days

**Measurements are approximate, not actual

**No returns



STOCKED COLORS



Chartan


SPECIAL ORDER COLORS



Greystone



Onyx

| Product | Size | Packaging | Each | Full Pallet | 6+ Pallets |
|---|--|--|----------------------------|----------------------------|----------------------------|
|  | 15L" x 4"W" x 6"T <i>Nominal</i> | Units/ Pallet..... 108 pieces per pallet | \$5.99 per piece | \$5.89 per piece | \$5.74 per piece |
| | | Weight/ Piece..... Approx 27.3 pounds each | | | |
| | | Pallet Weight..... 2946 Pounds | | | |
| | | Exposed Face Area.... 1.22 Linear Ft | | | |
| | | | | \$636.12 /pallet | \$619.92 /pallet |

4/1/2021



21355 TELEGRAPH ROAD
SOUTHFIELD, MI 48033
P: 248-356-8660 F: 248-356-7653
www.mainslandscapesupply.com

1-888-89-MAINS






**Special order colors: Full pallets only, delivery only, pre-paid only, allow 3-5 business days

**Measurements are approximate, not actual



| Picture | Wall Product | Description | Per Block | Full Pallet |
|---|-----------------------------|--|---------------|---------------------------------------|
|  | WINDSOR GARDEN WALL | Size..... 4"H x 12"W x 8"D Exposed Face Area. 1/3 Sq Face Ft Weight..... 22 Pounds Units per Pallet..... 112 Units Weight per Pallet.... 2464 Pounds | \$2.99 | \$2.84 \$318.14 /pallet |
|  | CINDER BLOCK (LARGE) | Size..... 8"W x 8"H x 16"L Units per Pallet..... 72 Units | \$1.99 | \$1.89 \$136.12 /pallet |



| Picture | Product | Description | Price |
|---|---------------------|---|----------------------------|
|  | 3 FOOT STEP | Size..... 36"W x 7"H Weight..... 170# | \$59.99 |
|  | 4 FOOT STEP | Size..... 48"W x 7"H Weight..... 205# Each | \$76.99 |
|  | 2-STEP RISER | Used to build-up 2 steps | \$16.99 per Pair |
|  | 3-STEP RISER | Used to build-up 3 steps | \$25.99 per Pair |
|  | SPLASH BLOCK | Size..... 4"H x 10"W x 32"L | \$14.99 |


7/15/2021

 21355 TELEGRAPH ROAD
 SOUTHFIELD, MI 48033
 P: 248-356-8660 F: 248-356-7653
www.mainslandscapesupply.com
1-888-89-MAINS

Prices subject to change without notice

All measurements are approximate, not actual

| Picture | Product | Description | Per Piece | Full Pallet |
|--|--|---|---------------|---------------------------------------|
|  | FLAGSTONE PATTERN 24" x 24" | Size..... 24"W x 24"L x 1.75"H SqFt per Stone..... 4 SqFt Weight..... 75 Pounds Units per Pallet..... 25 Stones Weight per Pallet.... 1875 Pounds | \$9.99 | \$9.49 \$249.75 /pallet |
| <i>Available Colors: Natural Gray, Sahara Blend, Charcoal</i> | | | | |
|  | BASKETWEAVE PATTERN 24" x 24" | Size..... 24"W x 24"L x 1.75"H SqFt per Stone..... 4 SqFt Weight..... 75 Pounds Units per Pallet..... 25 Stones Weight per Pallet.... 1875 Pounds | \$9.99 | \$9.49 \$249.75 /pallet |
| <i>Available Colors: White</i> | | | | |
|  | STANDARD PRESS 24" x 24" | Size..... 24"W x 24"L x 1.75"H SqFt per Stone..... 4 SqFt Weight..... 75 Pounds Units per Pallet..... 23 Stones Weight per Pallet.... 1725 Pounds | \$9.99 | \$9.49 \$229.77 /pallet |
| <i>Available Colors: Natural Gray, Charcoal, Red</i> | | | | |

| | | | |
|---|--|---------------------------------|--------------------------------|
|  | Size..... 36" W x 24" L x 7" H Weight..... 459 Pounds Units per Pallet..... 6 Steps Weight per Pallet.... 2754 Pounds | WAS... \$69.99 | NOW!! \$45.00 |
| RIDGE STEP | | | |
| <i>Available Colors: Gray Mix, Beige Mix</i> | | | |

BWS BEST WAY STONE

7/15/2021

 21355 TELEGRAPH ROAD
 SOUTHFIELD, MI 48033
 P: 248-356-8660 F: 248-356-7653
www.mainslandscapesupply.com
1-888-89-MAINS

Prices subject to change without notice

All measurements are approximate, not actual

| Picture | Product | Description | Bag | Pallet (40 Bag) | |
|---|---|---|--|--|--|
|  | Portland Cement Type 1 (Lafarge...94#) | Portland Cement is an all-purpose material used in virtually all forms of construction. Type 1-A has an additive that makes it perform better in freezing conditions. <i>Mixture: 1:2:3 Cement to Sand to Gravel</i> | \$17.99 | \$16.99 | |
|  | Mortar Type N (Lafarge...70#) | Type N mortar is a general-purpose mortar that provides good workability and serviceability. It is commonly used in interior walls, above-grade exterior walls under normal loading conditions, and in veneers. <i>Mixture: 1:3 Mortar to Sand</i> | Bag \$16.99 | Pallet (45 Bag) \$15.99 | |
|  | Mortar Type M (Lafarge...70#) | Type M is a high-strength mortar that may be considered for load bearing or demanding freeze-thaw applications. <i>Mixture: 1:3 Mortar to Sand</i> | Bag \$17.99 | Pallet (45 Bag) \$16.99 | |
|  | Ready Mix Concrete (Quikrete...80#) | The original 4000 psi average compressive strength blend of portland cement, sand, and gravel or stone. Just add water. Use for any general concrete work. | Bag \$6.99 | Pallet (42 Bag) \$5.99 | |
|  | Asphalt Patch Heavy-Comm (Quikrete...50#) | Commercial Grade...No heating or mixing required...Used to repair potholes | Bag \$21.99 | Pallet (63 Bag) \$20.99 | |
|  | Powerloc Sand Light-Comm (Quikrete...50#) | Light Commercial...For Paver Joints up to 1/2"...Mist with water after product has been thoroughly swept into paver joints...covers approximately 60-120sqft per bag depending on the width and depth of joints | Colors Tan | Bag \$20.99 | Pallet (56 Bag) \$19.99 |
|  | 1One Poly Sand Heavy-Comm (Oaks...50#) | Heavy Commercial...For Paver Joints up to 4"...Mist with water after product has been thoroughly swept into paver joints...covers approximately 60-120sqft per bag depending on the width and depth of joints | Colors Canvas Beige Granite Grey Absolute Black Urban White | Bag \$30.99 \$31.99 \$36.99 \$36.99 | Pallet (63 Bag) \$29.99 \$30.99 \$35.99 \$35.99 |

WE DELIVER FULL PALLETS TO JOBSITES!






7/15/2021

 21355 TELEGRAPH ROAD
 SOUTHFIELD, MI 48033
 P: 248-356-8660 F: 248-356-7653
 www.mainslandscapesupply.com

1-888-89-MAINS


Prices subject to change without notice

All measurements are approximate, not actual


| Picture | Description | Colors | Each | Case (5 Pc) |
|---|--|---|---|---|
| BLACK DIAMOND CONTRACTOR EDGING  | Description..... Plastic, Smooth Side, Commercial Length & Thickness..... 20' Long x 5 1/2" Tall Available Colors..... Black Stakes & Connectors per Piece..... 4 Stakes..... 1 Connector Extra Stakes & Connectors..... \$1.29/Stake..... \$1.29/Tube Connector 60, 90, 120 & Kits (4 Stakes+Tube) \$5.99/Stake Kit...\$5.99/Corners | Black | \$19.99 | \$18.99 |
| | | | | |
| DIAMOND PAVER EDGE  | Description..... PVC, L-Shaped, Commercial Grade Length & Thickness..... 8' Long x 1.75" Tall Available Colors..... Black Stakes & Connectors per Piece..... 4 Spikes (10")..... Connectors N/A Extra Stakes & Connectors..... \$0.99 per Spike..... Connectors N/A | Black | \$19.99 | \$18.99 |
| | | | | |
| PERMALOC PRO-LINE  | Description..... Aluminum, Light Commercial Grade Length & Thickness..... 8' Long x 4" Tall x 1/8" Thick Available Colors..... Silver (mill), Black, Bronze, Green Stakes & Connectors per Piece..... 3 Stakes..... Connectors N/A Extra Stakes & Connectors..... \$1.99 per Stake..... Connectors N/A | Colors Silver Black Bronze Green | Each \$19.99 \$22.99 \$22.99 \$22.99 | Case (15 Pc) \$18.99 \$21.99 \$21.99 \$21.90 |
| | | | | |
| PERMALOC CLEAN-LINE  | Description..... Aluminum, Commercial Grade Length & Thickness..... 8' Long x 4" Tall x 1/8" Thick Available Colors..... Silver (mill), Black, Bronze, Green Stakes & Connectors per Piece..... 3 Stakes..... Connectors N/A Extra Stakes & Connectors..... \$1.99 per Stake..... Connectors N/A | Colors Silver Black Bronze Green | Each \$22.99 \$25.99 \$25.99 \$25.99 | Case (15 Pc) \$21.99 \$24.99 \$24.99 \$24.99 |
| | | | | |
| DURA EDGE STEEL  | Description..... Steel, Commercial Grade Length & Thickness..... 10' Long...4" Tall...12 guage Available Colors..... Green, Black (special order) Stakes & Connectors per Piece..... 4 Stakes..... Connectors N/A Extra Stakes & Connectors..... \$2.29 per Stake..... Connectors N/A | Colors Green Black Brown | Each \$31.99 \$31.99 \$31.99 | Case (10 Pc) \$30.99 \$30.99 \$30.99 |
| | | | | |

WE ONLY CARRY COMMERCIAL GRADE EDGING!




WEED FABRIC

|  Weed Fabric | Description | Sold Each |
|---|-------------------------------|-----------------|
| | 3' x 50'...Heavy Commercial | \$18.99 |
| | 3' x 100'...Heavy Commercial | \$31.99 |
| | 3' x 300'...Heavy Commercial | \$79.99 |
| | 4' x 300'...Heavy Commercial | \$104.99 |
| | 6' x 300'...Heavy Commercial | \$149.99 |
| | 12' x 300'...Heavy Commercial | \$299.99 |

GEO-GRID

| | Description | Sold Each |
|---|--------------------|---------------------------|
|  | Strato-Grid (#150) | 6' x 150' \$299.99 |
| | Strato-Grid (#200) | 6' x 300' \$649.99 |

STRAW & SEEDING

| | Description | Sold Each |
|--|-----------------------|---|
|    | Straw Bales | 1'(H) x 2'(W) x 3'(L)...400sqft \$10.99 |
| | EZ Straw Lawn Repair | Seed, Mulch, Fert Mix w/Tack...11# - 200sqft \$19.99 |
| | EZ Straw Lawn Repair | Seed, Mulch, Fert Mix w/Tack...28# - 600sqft \$36.99 |
| | EZ Straw Mulch | Straw Mulch w/Tack...2.5 cuft - 500sqft \$15.99 |
| | EZ Straw Blanket | 4'(W) x 50'(L) w/15 Stakes \$28.99 |
| | Straw Blanket (SMB-8) | 8'(W) x 112.5'(L)...Commercial \$44.99 |

CONSTRUCTION FENCE

| | Description | Sold Each |
|--|---|----------------|
| Silt Fence (Meets Oakland County Spec) | 2'(T) x 100'(L), with 6' Spacing Stakes | \$44.99 |
| Guardian Safety Fence (Orange) | 4'(W) x 100'(L)...Orange Plastic | \$39.99 |


PINS, PEGS, & NAILS










| | Description | Each | Case |
|---------------------------------|------------------------------------|---------------|-----------------|
| Steel Stakes...Used for Edging | 8" Length...200 Stakes per Case | \$1.39 | \$219.99 |
| Steel Staples...Used for Fabric | 6" Length ...1000 Staples per Case | \$0.19 | \$79.99 |


WOODEN STAKES

| | Description | Each | Bundle |
|--|---------------------------------------|----------------------|----------------------|
| Hardwood Tree Stakes-4 Ft...(20/Bundle) | 2"(W) x 2"(D) x 4'(L)...20 per Bundle | \$4.49 | \$55.99 |
| Hardwood Tree Stakes-5 Ft...(30/Bundle) | 2"(W) x 2"(D) x 5'(L)...30 per Bundle | \$4.99 | SPECIAL ORDER |
| Hardwood Tree Stakes-6 Ft...(30/Bundle) | 2"(W) x 2"(D) x 6'(L)...30 per Bundle | \$5.49 | SPECIAL ORDER |
| Hardwood Tree Stakes-7 Ft...(30 /Bundle) | 2"(W) x 2"(D) x 7'(L)...30 per Bundle | SPECIAL ORDER | SPECIAL ORDER |

BURLAP

| | Description | Per Linear Yd | Per Roll |
|--|------------------|------------------------|-----------------|
|  Burlap Rolls <i>Untreated</i> | 40"(W) X 300'(L) | \$1.99 | \$149.99 |
| | 60"(W) X 300'(L) | <i>Full Rolls Only</i> | \$179.99 |
| | 72"(W) X 300'(L) | <i>Full Rolls Only</i> | \$209.99 |

| Product | Blend | Description | Pound | 25# Bag | 50# Bag |
|--|--|--|---------------|------------------------------|-------------------------------|
|  SUN & SHADE MIX | 50% Kentucky Bluegrass 30% Creeping Red Fescue 10% Lustrous Creeping Red Fescue 10% Perennial Rye | Blended for Sunny & Shady areas...Grows a dense turf that reduces weeds Germination: 6-30 Days Life Span: Indefinitely Coverage per #: 150 sqft | \$3.99 | \$79.99 \$3.20 /Lb | \$149.99 \$3.00 /Lb |
|  SHADY MIX | 30% Lustrous Creeping Red Fescue 30% Perennial Rye 20% Boreal Creeping Red Fescue 20% Poatrivialis | Premium blend that offers excellent performance in Shady areas Germination: 6-30 Days Life Span: Indefinitely Coverage per #: 150 sqft | \$3.99 | \$79.99 \$3.20 /Lb | \$149.99 \$3.00 /Lb |
|  SUNNY MIX | 50% Kentucky Bluegrass 20% Shining Star Perennial Rye 20% Jet Perennial Rye 10% Boreal Creeping Red Fescue | Fine blade promotes a thick lawn...treated to protect against above-ground bugs Germination: 6-30 Days Life Span: Indefinitely Coverage per #: 150 sqft | \$3.99 | \$79.99 \$3.20 /Lb | \$149.99 \$3.00 /Lb |
|  OLD ENGLISH MIX | 30% Forte Tall Fescue 20% Morningstar Perennial Rye 20% Annual Rye 15% Boreal Red Fescue 15% Kentucky Blue Grass | Deep-Rooted, Drought-Resistant...Low-maintenance for high-traffic areas Germination: 6-30 Days Life Span: Indefinitely Coverage per #: 150 sqft | \$3.59 | \$69.99 \$2.80 /Lb | \$129.99 \$2.60 /Lb |
|  KENTUCKY BLUEGRASS | 100% Kentucky Bluegrass | Full Sun Germination: 6-30 Days Life Span: Indefinitely Coverage per #: 150 sqft | \$4.99 | NA | \$174.99 \$3.50 /Lb |
|  CREEPING RED FESCUE | 100% Creeping Red Fescue | Partial Sun Germination: 5-10 Days Life Span: 3 Years Coverage per #: 150 sqft | \$4.99 | NA | \$139.99 \$2.80 /Lb |
|  PERENNIAL RYE | 100% Perennial Rye | Partial Sun Germination: 3-7 Days Life Span: 3 Years Coverage per #: 150 sqft | \$3.69 | NA | \$139.99 \$2.80 /Lb |
|  ANNUAL RYE | 100% Annual Rye | Partial Sun Germination: 3-7 Days Life Span: 1 Year Coverage per #: 150 sqft | \$2.79 | NA | \$82.99 \$1.66 /Lb |
|  POATRIVIALIS | 100% Poatrivialis | Deep Shade Germination: 20-30 Days Life Span: Varies Coverage per #: 150 sqft | \$6.79 | NA | \$269.99 \$5.40 /Lb |

| Product | Size | Per Piece | Full Pallet (80 Pcs) |
|---|------------------------------|---------------|----------------------|
|  SOD (Ken. Blue Blend for Sunny Areas) | 5' x 2' 10 sqft per piece | \$5.99 | \$5.39 |

**CHECK OUT
OUR STRAW
BALES,
BLANKETS &
FERTILIZERS!**



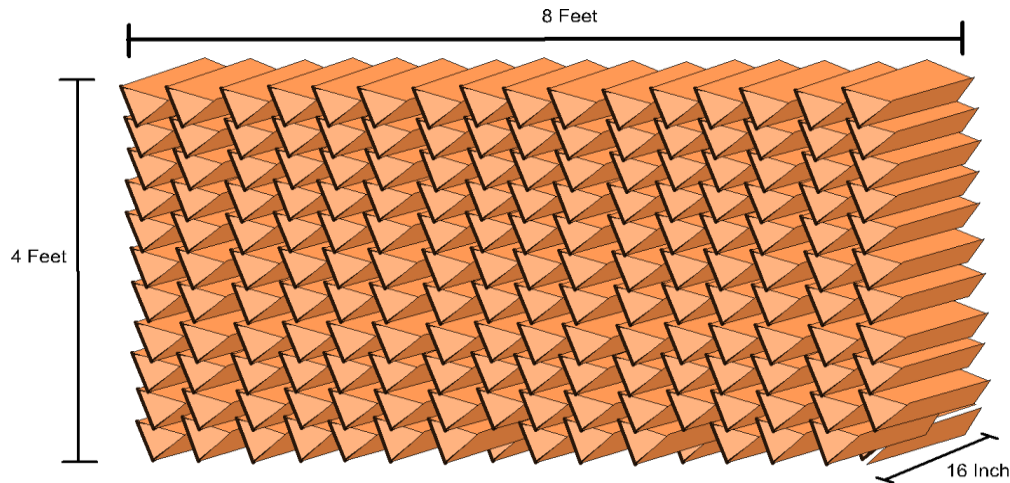
7/15/2021


21355 TELEGRAPH ROAD
SOUTHFIELD, MI 48033
P: 248-356-8660 F: 248-356-765:
www.mainslandscapesupply.com

1-888-89-MAINS

WHAT IS A FACE CORD?

A Face Cord consists of 16" Logs that are stacked 4' High x 8' Wide.



| Picture | Product | Description | 1/8 FC | 1/4 FC | 1/2 FC | Face Cord |
|---|----------|--|-----------------------------|-----------------------------|-----------------------------|------------------------------|
|  | FIREWOOD | Our Firewood is a mixture of hardwoods that is seasoned for 1 year. All logs are cut to approximately 16" lengths. | \$35.00 <i>2ft x 2ft</i> | \$55.00 <i>4ft x 2ft</i> | \$85.00 <i>4ft x 4ft</i> | \$155.00 <i>4ft x 8ft</i> |

INDIVIDUAL LOGS

Per Log

**\$2.00 Each****KINDLING BUNDLES**

Kiln-Dried Pine...20-25 Pieces per Bundle

**\$5.00/Bundle**

DUMP DELIVERY AVAILABLE
1 CORD MINIMUM...NO STACKING

9/1/2021

21355 TELEGRAPH ROAD
SOUTHFIELD, MI 48033
P: 248-356-8660 F: 248-356-7653
www.mainslandscapesupply.com

1-888-89-MAINS

Prices subject to change without notice

All measurements are approximate, not actual

| | Number | Outdoor Furniture Description | Dimensions & Weight | Price |
|---------------|--------|-------------------------------|-----------------------------|-------|
| TABLES | M-1000 | 56" Round Table (w/ attached) | 88"L, 88"W, 30"H / 207 lbs. | \$999 |
| | M-600 | 6' Picnic Table | 72"L, 55"W, 31"H / 129 lbs. | \$539 |
| | M-700 | 7' Picnic Table | 84"L, 55"W, 31"H / 158 lbs. | \$569 |
| | M-800 | 8' Picnic Table | 96"L, 55"W, 31"H / 170 lbs. | \$599 |

| | | | | |
|---------------|--------|-------------|----------------------------|-------|
| CHAIRS | M-1500 | Lawn Chair | 28"L, 31"W, 40"H / 36 lbs. | \$269 |
| | M-1400 | Tete-a-Tete | 66"L, 25"W, 40"H / 75 lbs. | \$449 |
| | M-1600 | Settee | 52"L, 28"W, 43"H / 51 lbs. | \$369 |

| | | | | |
|---------------|-------|-----------------------|-----------------------------|---------|
| SWINGS | M-100 | 5' Lawn Swing | 89"L, 76"W, 69"H / 150 lbs. | \$699 |
| | M-101 | 5' Swing (seat only) | 64"L, 26"W, 48"H / 64 lbs. | \$409 |
| | M-102 | 5' Swing (frame only) | 94"L, 74"W, 70"H / 48 lbs. | \$309 |
| | M-120 | Tete-a-Tete Swing | 89"L, 76"W, 69"H / 148 lbs. | \$699 |
| | M-200 | Double Glider | 96"L, 96"W, 78"H / 307 lbs. | \$1,499 |
| | M-300 | Porch Swing | 50"L, 24"W, 31"H / 55 lbs. | \$379 |

| | | | | |
|-----------------------|-------|------------------------------------|----------------------------|-------|
| SWING CANOPIES | M-103 | 5' Swing Canopy (w/hrdwr) | 80"L, 50"W, 12"H / 16 lbs. | \$259 |
| | SP-22 | 5' Swing Canopy Only | | \$219 |
| | M-123 | Tete-a-Tete Swing Canopy (w/hrdwr) | 84"L, 50"W, 15"H / 17 lbs. | \$289 |
| | TT-25 | Tete-a-Tete Swing Canopy Only | | \$239 |
| | M-201 | Glider Canopy (w/hrdwr) | 88"L, 64"W, 15"H / 20 lbs. | \$389 |
| | GP-18 | Glider Canopy Only | | \$349 |



Picnic Table



56" Round Table



Settee



Lawn Chair



Tete-a-Tete



Lawn Swing



Lawn Swing



Double Glider

7/15/2021

WE ARE THE LARGEST MOON VALLEY DEALER IN THE MIDWEST!!

www.mainslandscapesupply.com or www.moonvalleyrustics.com



MATERIAL DISPOSAL

(SOUTHFIELD LOCATION ONLY)



CUSTOMERS MAY DUMP THE FOLLOWING ITEMS

IN OUR FILL-DIRT PILE

\$20/YARD

CLEAN FILL DIRT

LEAVES

WOODCHIPS

SMALL ORGANIC MATERIALS

GRASS CLIPPINGS

GRAVEL

****ALL DUMPING CUSTOMERS MUST SCALE IN AND OUT...THERE IS A \$20 MINIMUM FOR ALL DUMPS...ALL DUMPS ARE SUBJECT TO INSPECTION...IT IS THE CUSTOMER'S RESPONSIBILITY TO SORT AND UNLOAD WASTE****

CUSTOMERS MAY DUMP THE FOLLOWING ITEMS

IN OUR DUMPSTER

\$50/YARD

DEMOLITION MATERIALS

LARGE ROCKS & STONE

LOGS, STUMPS & STICKS

SOD & BRUSH & STRAW

PALLETS

TRASH, PLASTIC & DEBRIS

DIRT MIXED WITH DEBRIS

BRICK & BLOCK REMNANTS

SCRAP METAL

PLASTIC

****ALL DUMPING CUSTOMERS MUST SCALE IN AND OUT...THERE IS A \$50 MINIMUM FOR ALL DUMPS...ALL DUMPS ARE SUBJECT TO INSPECTION...IT IS THE CUSTOMER'S RESPONSIBILITY TO SORT AND UNLOAD WASTE****

THE FOLLOWING ITEM WILL NOT BE ACCEPTED!!

CONCRETE CHUNKS

TIRES

CHEMICALS

ASPHALT CHUNKS

PAINT

OILS & SOLVENTS

TERMS:

****1 YARD MINIMUM CHARGE ON ALL DUMPED MATERIALS**

****NO CHECKS...CASH OR CREDIT CARD ONLY**

****MAIN'S RESERVES THE RIGHT TO REFUSE ANY LOADS**

All Coupons are for Retail Transactions Only. Coupons may not be combined with other offers, quantity discounts, or clearance pricing.

SOUTHFIELD COUPONS

COUPON ON BULK MULCH



\$5 OFF Order of 10-14 yds
\$10 OFF Order of 15-24 yds
\$15 OFF Order of 25+ yds

retail customers only...cannot be combined with other offers or quantity discounts

COUPON ON BULK TOPSOIL



ORDER A FULL-TRUCKLOAD OF
SOIL & GET **\$5 OFF** YOUR ORDER!

7yds Sandy Loam...8yds Lawn Mix...10yds Compost...10yds Plant Mix

retail customers only...cannot be combined with other offers or quantity discounts

COUPON ON DELIVERY



\$10 OFF Second "Consecutive" Delivery
\$5 OFF Tues, Wed, Thurs Deliveries

retail customers only...cannot be combined with other offers or quantity discounts

COUPON ON GRAVEL



FREE when we deliver
driveway gravel
TAILGATE SPREAD

*Tailgate Spread is not "finished grading"
retail customers only...cannot be combined with other offers or quantity discounts

COUPON ON DECO STONE



5% OFF When you order
5 Tons or more of
Decorative Stones

*Materials Only

retail customers only...cannot be combined with other offers or quantity discounts

COUPON ON BAGGED ITEMS



BUY 10 BAGS & SAVE!!

\$0.25 OFF... Topsoil, Sand, Gravel

\$0.50 OFF... Decorative Stone

\$1.00 OFF... Medium Pebbles, Pine Straw

\$1.00 OFF... Rubber Mulch, Log Peat Moss

retail customers only...cannot be combined with other offers or quantity discounts

COUPON ON MOON VALLEY



FREE When you order
2 or More pieces of
DELIVERY Moon Valley Furniture

*local or zone 1"

retail customers only...cannot be combined with other offers or quantity discounts

COUPON ON LAWN & GARDEN



\$2 OFF Preen, 31#
Milorganite, 36#

retail customers only...cannot be combined with other offers or quantity discounts

COUPON ON BOULDERS



**WAGON-FULL
OF OVERSIZE \$25**

You-Pick...Same Visit...Pickup Only

retail customers only...cannot be combined with other offers or quantity discounts

COUPON ON DISPOSAL



GET **\$5 OFF PER TON** ON DISPOSAL
FEES IF YOU BUY **\$25 OF PRODUCT**
AT THE TIME OF DUMPING

retail customers only...cannot be combined with other offers or quantity discounts

ROCHESTER COUPONS

COUPON FOR ROCHESTER YARD



\$5 OFF Order of 10-14 yds
\$10 OFF Order of 15+ yds

\$5 OFF DELIVERY (tue/wed/thur)

retail customers only...cannot be combined with other offers or quantity discounts

SOUTHFIELD LOCATION

| DUMP DELIVERY | | FORKLIFT DELIVERY | |
|---------------|----------|-------------------|----------|
| LOCAL | \$49.00 | LOCAL | \$99.00 |
| ZONE 1 | \$59.00 | ZONE 1 | \$109.00 |
| ZONE 2 | \$69.00 | ZONE 2 | \$119.00 |
| ZONE 3 | \$89.00 | ZONE 3 | \$139.00 |
| ZONE 4 | \$109.00 | ZONE 4 | \$159.00 |
| ZONE 5 | \$139.00 | ZONE 5 | \$189.00 |

\$20.00 CHARGE FOR DELIVERIES UNDER 3YDS (ZONES L-2) OR 5YDS (ZONES 3-5)...SUBJECT TO DISPATCHER APPROVAL

\$20.00 CHARGE FOR HAND-UNLOADS & SPLIT DELIVERIES...SUBJECT TO DISPATCHER APPROVAL

SAME DAY DELIVERY: ORDER BEFORE 10AM...ZONES L & 1 ONLY...SUBJECT TO DISPATCHER APPROVAL

PLEASE READ "TRUCK SAMPLES & DELIVERY GUIDELINES" FOR FURTHER POLICIES REGARDING DELIVERIES

| | | | | | |
|------------------------------|--------------------|--------------------|--------------|--------------------------|--------|
| ALLEN PARK | Zone 3 | FLATROCK | Zone 5 | PONTIAC | Zone 3 |
| ANN ARBOR | Plz Call | FRANKLIN | Zone L | REDFORD | Zone L |
| AUBURN HILLS | Zone 4 | FRASER | Zone 4 | REDFORD TOWNSHIP | Zone L |
| BELLEVILLE | Zone 4 | GARDEN CITY | Zone 1 | RIVER ROUGE | Zone 4 |
| BERKLEY | Zone 1 | GIBRALTER | Zone 5 | RIVERVIEW | Zone 5 |
| BEVERLY HILLS | Zone L | GREEN OAK TOWNSHIP | Zone 4 | ROCHESTER | Zone 3 |
| BINGHAM FARMS | Zone L | GROSSE POINTE | Zone 4 | ROCHESTER HILLS | Zone 3 |
| BIRMINGHAM | Zone 1 | HAMBURG | Zone 5 | ROCKWOOD | Zone 5 |
| BLOOMFIELD TWP & HILLS | Zone 1 | HAMTRAMCK | Zone 3 | ROMULUS | Zone 3 |
| BRIGHTON | Zone 4 | HARPER WOODS | Zone 4 | ROSEVILLE | Zone 4 |
| BROWNSTOWN | Zone 4 | HARTLAND | Zone 5 | ROYAL OAK | Zone 1 |
| CANTON | | HAZEL PARK | Zone 2 | SALEM TOWNSHIP | Zone 3 |
| | E of Canton Center | HIGHLAND | Zone 5 | SHELBY TWP | Zone 4 |
| | W of Canton Center | HIGHLAND PARK | Zone 2 | SOUTH LYON | Zone 4 |
| CENTERLINE | Zone 3 | HOWELL | Zone 5 | SOUTHFIELD | Zone L |
| CLARKSTON | Zone 4 | HUNTINGTON WOODS | Zone 1 | SOUTHGATE | Zone 4 |
| CLAWSON | Zone 2 | INKSTER | Zone 2 | ST CLAIR SHORES | Zone 4 |
| CLINTONVILLE | Zone 4 | KEEGO HARBOR | Zone 2 | STERLING HEIGHTS | Zone 4 |
| COMMERCE | | LAKE ANGELUS | Zone 4 | SYLVAN LAKE | Zone 2 |
| SE Oakley Prk & Sth Commerce | Zone 2 | LAKE ORION | Zone 5 | TAYLOR | Zone 3 |
| NW Oakley Prk & Sth Commerce | Zone 3 | LATHRUP VILLAGE | Zone L | TRENTON | Zone 5 |
| DEARBORN | Zone 1 | LINCOLN PARK | Zone 3 | TROY | Zone 2 |
| DEARBORN HEIGHTS | | LIVONIA | Zone 1 | UTICA | Zone 4 |
| NW Southfield & Mich Ave | Zone 1 | MADISON HEIGHTS | Zone 2 | WALLED LAKE | Zone 2 |
| SE Southfield & Mich Ave | Zone 2 | MELVINDALE | Zone 3 | WARREN | Zone 3 |
| DETROIT | | MILFORD | Zone 4 | WATERFORD | Zone 3 |
| NW Evergreen & 6 Mile | Zone L | MT CLEMENS | Zone 4 | WAYNE | Zone 2 |
| NW Woodward & Davison / I-96 | Zone 1 | NEW HUDSON | Zone 3 | WEST BLOOMFIELD | |
| SW I-75 & Davison / I-96 | Zone 2 | NORTHVILLE | | S of Pontiac Trl/Long Lk | Zone 1 |
| E of I-75 | Zone 3 | | E of Novi Rd | N of Pontiac Trl/Long Lk | Zone 2 |
| DRAYTON PLAINS | Zone 4 | | W of Novi Rd | WESTLAND | Zone 2 |
| EASTPOINTE | Zone 4 | NOVI | | WHITE LAKE | Zone 4 |
| ECORSE | Zone 4 | | E of Novi Rd | WHITMORE LAKE | Zone 5 |
| FARMINGTON (CITY) | Zone L | | W of Novi Rd | WIXOM | Zone 3 |
| FARMINGTON HILLS | | OAK PARK | Zone 1 | WOLVERINE LAKE | Zone 3 |
| SE Orchard Lake & 12 Mile | Zone L | ORCHARD LAKE | Zone 2 | WOODHAVEN | Zone 5 |
| NW Orchard Lake & 12 Mile | Zone 1 | PLEASANT RIDGE | Zone 1 | WYANDOTTE | Zone 5 |
| FERNDAL | Zone 1 | PLYMOUTH | Zone 2 | YPSILANTI | Zone 5 |

OUR FLEET IS DESIGNED TO FIT AT YOUR JOBSITE!



Small Truck



Medium Truck



Large Truck



Extra Large Truck

OUR FLEET IS DESIGNED TO FIT AT YOUR JOBSITE!! HERE ARE A FEW SAMPLES...

**SMALL TRUCK (MULCH BODY)**

| | |
|--------------------------|-------------|
| Wheel Width: | 7 1/2 Feet |
| Mirror/Tarp Width: | 10 Feet |
| Bumper to Bumper Length: | 24 Feet |
| Truck Height: | 8 Feet |
| Dumping Height: | 15 1/2 Feet |

**MEDIUM TRUCK (GRAVEL BODY)**

| | |
|--------------------------|-------------|
| Wheel Width: | 7 1/2 Feet |
| Mirror/Tarp Width: | 10 1/2 Feet |
| Bumper to Bumper Length: | 20 Feet |
| Truck Height: | 10 Feet |
| Dumping Height: | 14 1/2 Feet |

**LARGE TRUCK (LOW-SIDE BODY)**

| | |
|--------------------------|-------------|
| Wheel Width: | 8 Feet |
| Mirror/Tarp Width: | 10 Feet |
| Bumper to Bumper Length: | 25 Feet |
| Truck Height: | 10 Feet |
| Dumping Height: | 18 1/2 Feet |

**LARGE TRUCK (MULCH BODY)**

| | |
|--------------------------|-------------|
| Wheel Width: | 8 Feet |
| Mirror/Tarp Width: | 10 1/2 Feet |
| Bumper to Bumper Length: | 25 1/2 Feet |
| Truck Height: | 11 1/2 Feet |
| Dumping Height: | 21 Feet |

**EXTRA LARGE TRUCK (GRAVEL TRAIN)**

| | |
|--------------------------|-------------|
| Wheel Width: | 8 1/2 Feet |
| Mirror/Tarp Width: | 10 1/2 Feet |
| Bumper to Bumper Length: | 70-80 Feet |
| Truck Height: | 12-13 Feet |
| Dumping Height: | 25-30 Feet |

DUE TO OUR EXTREMELY HEAVY TRUCKS AND MATERIALS, THERE ARE INHERENT RISKS AND LIMITATIONS WHEN DELIVERING MATERIALS TO YOUR PROPERTY. PLEASE READ THE FOLLOWING TO PLAN FOR YOUR DELIVERY:

DAMAGE & LIABILITY: MAIN'S IS NOT RESPONSIBLE FOR DAMAGE TO SIDEWALKS, DRIVEWAYS, SEPTICS, SPRINKLERS, GUTTERS, TREES, LAWNS, UNDERGROUND UTILITIES, AWNINGS, ETC.

DELIVERY TIMELINE: MAIN'S TRIES VERY HARD TO DELIVER MATERIALS WITHIN A SCHEDULED 2 HOUR WINDOW, HOWEVER WE DO NOT GUARANTEE DELIVERY TIMES. SAME DAY DELIVERY IS AVAILABLE IN MANY CASES, HOWEVER, WE HIGHLY RECOMMEND THAT YOU PLAN AHEAD AND HAVE YOUR ITEMS DELIVERED THE DAY BEFORE YOU PLAN TO INSTALL THEM.







LEAVING PAVEMENT: MAIN'S TRUCKS ARE NOT PERMITTED TO LEAVE PAVED AREAS. IN THE EVENT THAT A CUSTOMER REQUESTS THAT A PILE BE DUMPED OFF PAVEMENT, IT WILL BE AT THE DRIVER'S DISCRETION. IF THE DRIVER IS NOT ABLE TO MEET THE REQUEST, THE PRODUCT WILL BE DUMPED AS CLOSE TO THE REQUESTED AREA AS POSSIBLE OR RETURNED WITHOUT REFUND.

TRUCK LIMITATIONS, MULTIPLE PRODUCTS AND MULTIPLE DELIVERIES: MAIN'S CHARGES A DELIVERY FEE EVERY TIME THE TRUCK LEAVES OUR YARD. DUMP TRUCKS HAVE LIMITS ON HOW MUCH WEIGHT & VOLUME THEY CAN CARRY AND HOW MANY PRODUCTS THEY CAN CARRY WITHOUT EVERYTHING MIXING TOGETHER. MAIN'S EMPLOYEES HAVE DECADES OF EXPERTISE IN THIS INDUSTRY AND WILL DO EVERYTHING IN THEIR POWER TO KEEP YOUR DELIVERY COSTS TO A MINIMUM. WE UNDERSTAND THAT NOBODY LIKES PAYING DELIVERY CHARGES, HOWEVER, WE RECOMMEND BUDGETING FOR MULTIPLE DELIVERIES IF YOU HAVE SPACE CONSTRAINTS AT THE JOBSITE OR IF YOU ARE ORDERING LARGE VOLUMES AND/OR MULTIPLE PRODUCTS. WE WILL DO OUR BEST TO CONSOLIDATE YOUR ORDER INTO THE FEWEST AMOUNT OF LOADS AS POSSIBLE.



ROCHESTER MULCH & SOIL PRICES

ALL OF OUR PREMIUM MULCHES ARE TRIPLE-SHREDDED FOR A BEAUTIFUL TEXTURE. WE SOURCE OUR MULCHES FROM NORTHERN MICHIGAN LUMBER MILLS, SO THEY HAVE THE HIGHEST BARK CONTENT IN THE INDUSTRY, THE RICHEST COLORS AVAILABLE, AND DO NOT CONTAIN ANY CONSTRUCTION DEBRIS!

| Picture | Product | Description | Half-Yard | Sold by the Cubic Yard |
|---|---|---|-----------|------------------------|
|  | PREMIUM HARDWOOD BARK (Dark Nat. Brown) | DETROIT'S BEST SELLING MULCH! This dark brown mulch is 95% hardwood bark (not pulp) and is triple shredded & composted. It is the darkest, non-dyed mulch on the market. It's rich texture will be great for your flowerbeds! | \$20.49 | \$30.99 |
|  | PURE CEDAR MULCH (Golden Blonde) | This golden-blonde 100% cedar has a pleasant aroma and is used for decorative landscape applications. Cedar bark contains oils that help repel insects. | \$21.99 | \$33.99 |
|  | BROWN DECORATIVE MULCH (Dark Walnut) | TOP SELLER!! This WALNUT BROWN mulch is sourced from Northern Michigan Lumber Mills, so it doesn't contain any waste or construction debris. It is color-enhanced with a vibrant, long-lasting, eco-friendly dye. | \$22.49 | \$34.99 |
|  | BLACK DECORATIVE MULCH (Dark Black) | This DARK BLACK mulch is sourced from Northern Michigan Lumber Mills, so it doesn't contain any waste or construction debris. It is color-enhanced with a vibrant, long-lasting, eco-friendly dye. | \$22.49 | \$34.99 |
|  | RED DECORATIVE MULCH (Bright Red) | This BRIGHT RED mulch is sourced from Northern Michigan Lumber Mills, so it doesn't contain any waste or construction debris. It is color-enhanced with a vibrant, long-lasting, eco-friendly dye. | \$22.49 | \$34.99 |
|  | GARDEN MIX SOIL (Black) | BEST SELLER!! This black, rich soil contains Peat, Compost & Topsoil and is best for flower beds, decorative planting beds, and vegetable gardens. Don't be fooled by imitators...our Garden Mix is the Richest soil in Detroit! | \$28.49 | \$46.99 |

DELIVERY CHARGES

| Prices | Delivery Zones | | | |
|---------------------------|--------------------------------|--------|-------------------------|--------|
| LOCAL \$40.00 | AUBURN HILLS | | | |
| ZONE 1 \$45.00 | South of Walton | Zone 1 | ROCHESTER HILLS | |
| ZONE 2 \$50.00 | North of Walton | Zone 2 | Within 3 Miles | Zone L |
| ZONE 3 \$55.00 | BLOOMFIELD HILLS | Zone 3 | Everywhere Else | Zone 1 |
| ZONE 4 \$65.00 | CLINTON TOWNSHIP | Zone 4 | SHELBY TOWNSHIP | |
| (3 Yd Min for Zones L-3) | LAKE ORION | Zone 4 | West of Van Dyke Rd | Zone 1 |
| (5 Yd Min for Zones 4) | MACOMB TOWNSHIP | Zone 4 | East of Van Dyke Rd | Zone 2 |
| | OAKLAND TOWNSHIP | | STERLING HEIGHTS | |
| | South of Silver Bell | Zone 1 | North of 18 | Zone 2 |
| | North of Silver Bell | Zone 2 | South of 18 | Zone 3 |
| | ROCHESTER (CITY LIMITS) | Zone L | TROY | |
| | | | North of Long Lake | Zone 1 |
| | | | South of Long Lake | Zone 2 |
| | | | UTICA | Zone 2 |

COUPON FOR ROCHESTER YARD

\$5 OFF Order of 10-14 yds
\$10 OFF Order of 15+ yds

\$5 OFF DELIVERY (tue/wed/thur)

retail customers only...cannot be combined with other offers or quantity discounts

**Main's delivers throughout all of South-East Michigan.
Please ask for delivery pricing for other areas!!**



MULCH FUNDRAISER
A PORTION OF OUR PROFITS IS
DONATED TO THE ROCHESTER
SCHOOLS FOUNDATION

4/1/2021

LOCATED AT BORDINE NURSERY
NE CORNER OF ROCHESTER & HAMLIN
1835 N. ROCHESTER RD, ROCHESTER HILLS, MI 4
TOLL FREE: 1-888-89-MAINS TEL: 248-895-6701

248-895-6701

www.mainslandscapesupply.com