



# RETAIL PRICE LIST

## SPRING 2024

**\*\*ALL PRICES ARE SUBJECT TO CHANGE WITHOUT NOTICE THROUGHOUT THE SEASON\*\***

***2 LOCATIONS TO SERVE YOU!***

### **SOUTHFIELD**

**OPEN YEAR-ROUND**

21355 Telegraph Road

Southfield, MI 48033

Phone: 248-356-8660

Email: [office@mainslandscapesupply.com](mailto:office@mainslandscapesupply.com)

**WEST SIDE OF TELEGRAPH, N OF 8 MILE  
(NEXT TO LEAR CORPORATION)**

### **ROCHESTER HILLS**

**2024 SEASON: OPEN APRIL 5th THRU JULY 19th**

1835 Rochester Road

Rochester Hills, MI 48307

Phone: 248-895-6701

Email: [office@mainslandscapesupply.com](mailto:office@mainslandscapesupply.com)

**NORTH-EAST CORNER OF ROCHESTER & HAMLIN (IN  
BORDINE NURSERY'S PARKING LOT)**

***VISIT OUR WEBSITE!!***

**[www.mainslandscapesupply.com](http://www.mainslandscapesupply.com)**

**RETURN POLICY**

- A SALES RECEIPT MUST ACCOMPANY ALL RETURNED ITEMS
- ALL RETURNS MUST BE MADE WITHIN 30 DAYS OF PURCHASE
- THERE IS A 20% RESTOCKING FEE ON ALL RETURNED ITEMS
- ALL RETURNS MUST BE APPROVED BY A MANAGER
- ABSOLUTELY NO RETURNS ON SPECIAL ORDER ITEMS, CLEARANCE ITEMS, BULK MATERIALS, SEED, SOD, & ICE MELT
- ALL PALLET MATERIAL RETURNS MUST BE RETURNED IN ITS ORIGINAL PACKAGING...IF YOU OPEN IT, YOU OWN IT
- ALL BRICK RETURNS MUST BE IN FULL STRAPS ONLY...YOU BREAK THE STRAP, YOU OWN IT

**PAYMENT TRANSACTIONS**

- WE ACCEPT CASH, CREDIT & DEBIT. DUE TO FRAUD, WE NO LONGER ACCEPT CHECKS.
- ALL PRICES ARE SUBJECT TO CHANGE WITHOUT NOTICE, AND FUEL SURCHARGES MAY BE APPLIED UNDER CERTAIN CIRCUMSTANCES.
- WE NO LONGER ACCEPT CODs. ALL DELIVERY ORDERS MUST BE PREPAID.
- THERE IS A \$35 PALLET DEPOSIT THAT IS REFUNDABLE WHEN PALLETS ARE RETURNED WITH A RECEIPT WITHIN 60 DAYS OF PURCHASE. IT IS THE CUSTOMER'S RESPONSIBILITY TO RETURN THE PALLETS. MAIN'S CAN PICKUP PALLETS FROM JOBSITES FOR A DELIVERY FEE.

**SPECIAL ORDERS & NON-STOCKED ITEMS & SOD**

- ALL SPECIAL ORDER AND NON-STOCKED ITEMS MUST BE PRE-PAID IN-FULL.
- ALL SOD ORDERS MUST BE PRE-PAID IN-FULL.
- SPECIAL ORDER ITEM, NON-STOCKED ITEMS & SOD ARE NON REFUNDABLE AND NON-RETURNABLE.

**PICKUP & DELIVERY**


- THERE WILL BE A \$5 CHARGE FOR ALL 1/2 YARD BULK LOADS PICKED UP AT OUR YARDS
- WHEN DELIVERING, MAIN'S IS NOT RESPONSIBLE FOR DAMAGE TO SIDEWALKS, DRIVEWAYS, SEPTICS FIELDS, SPRINKLERS, GUTTERS, OVERHANGS, TREES, ETC. IF THE TRUCK DOES NOT FIT OR MAY CAUSE DAMAGE, THE PRODUCT WILL BE DUMPED IN THE CLOSEST SPOT POSSIBLE.
- WHEN LOADING, MAIN'S IS NOT RESPONSIBLE FOR DAMAGE DONE TO THE INSIDE OF TRUCK/TRAILER BEDS, TAILGATES, OR VEHICLE AXLES. IT IS THE VEHICLE OWNER'S RESPONSIBILITY TO PROTECT THEIR BEDS, REMOVE THEIR TAILGATES, AND KNOW THEIR WEIGHT CAPACITIES.
- ALL LOADS LEAVING MAIN'S YARDS MUST BE TARPED...IT'S THE LAW
- MAIN'S IS NOT RESPONSIBLE FOR OVERAGES OR SHORTAGES OF MATERIAL. THE CUSTOMER IS RESPONSIBLE FOR TAKING CORRECT MEASUREMENTS AND CERTAIN PRODUCT COVERAGES MAY BE IMPACTED BY COMPACTION.
- MAIN'S TRIES VERY HARD TO DELIVER MATERIALS WITHIN A SCHEDULED 2 HOUR WINDOW, HOWEVER WE DO NOT GUARANTEE DELIVERY TIMES...PLEASE PLAN AHEAD & HAVE YOUR ITEMS DELIVERED THE DAY BEFORE YOU NEED THEM
- MAIN'S TRUCKS DO NOT LEAVE PAVED AREAS. ANY REQUESTS TO HAVE A TRUCK LEAVE A PAVED AREA WILL BE DRIVER DISCRETION AND AT THE RISK OF THE PROPERTY OWNER. DAMAGE & TOWING FEES WILL BE THE RESPONSIBILITY OF THE PROPERTY OWNER.
- MANY OF OUR MATERIALS ARE NATURAL PRODUCTS THAT CAN VARY FROM LOAD TO LOAD. MAIN'S IS NOT RESPONSIBLE FOR PRODUCT VARIATIONS. WE RECOMMEND THAT CUSTOMERS BUY THEIR PRODUCTS FROM THE SAME "BATCH" OR VISUALLY INSPECT/TAG ALL LOADS BEFORE DELIVERY.

**CONTRACTOR PRE-PAY DISCOUNT TRANSACTIONS**

- "OPEN CHECKS" & "ORDERS ON ACCOUNT" DO NOT CONSTITUTE PREPAYMENT...THERE IS A 3% CHARGE FOR CARDS
- PRE-PAYING FOR MATERIAL DOES NOT NECESSARILY GUARANTEE AVAILABILITY. TO GUARANTEE AVAILABILITY, CUSTOMER MUST TAKE POSSESSION OF THEIR OWN INVENTORY.

- NO STORE CREDITS OR REFUNDS ARE ALLOWED FOR UN-USED PRE-PAY MATERIAL...FOR INSTANCE, IF YOU PRE-PAY FOR SALT OR MULCH AND DO NOT USE ALL OF IT BY THE END OF THE SEASON, YOU WILL NOT RECEIVE A REFUND OR STORE CREDIT...HOWEVER, YOUR UN-USED MATERIAL BALANCE WILL REMAIN AVAILABLE FOR THE FOLLOWING SEASON.

**ALL OF OUR PREMIUM MULCHES ARE TRIPLE-SHREDDED FOR A BEAUTIFUL TEXTURE. WE SOURCE OUR MULCHES FROM NORTHERN MICHIGAN LUMBER MILLS, SO THEY HAVE THE HIGHEST BARK CONTENT IN THE INDUSTRY, THE RICHEST COLORS AVAILABLE, AND DO NOT CONTAIN ANY CONSTRUCTION DEBRIS!**

| Picture   | Product   | Description   | Half-Yard                         | Sold by the Cubic Yard                             | Direct   |  |         |              |         |
|---|---|---|-----------------------------------|--|--|--|---------|--------------|---------|
|    | <b>PREMIUM HARDWOOD BARK</b>  | <b>DETROIT'S BEST SELLING MULCH!</b> This medium- brown mulch is 95% hardwood bark (not pulp)and is triple shredded & composted. It is one of the darkest, non-dyed mulch on the market. It's rich texture will be great for your flowerbeds!   | \$23.49                           | <b>\$36.99</b>                                     | <table border="1"> <tr><td>135-160yd Train</td></tr> <tr><td>\$23.99</td></tr> <tr><td>65-80yd Semi</td></tr> <tr><td>\$25.99</td></tr> </table> | 135-160yd Train                                | \$23.99 | 65-80yd Semi | \$25.99 |
| 135-160yd Train   |   |   |                                   |  |  |  |         |              |         |
| \$23.99   |   |   |                                   |  |  |  |         |              |         |
| 65-80yd Semi  |   |   |                                   |  |  |  |         |              |         |
| \$25.99   |   |   |                                   |  |  |  |         |              |         |
| 2 Cubic Ft Bags...\$3.99 Each...\$3.79 for 10+                                      |   |   |                                   |  |  |  |         |              |         |
|    | <b>PURE CEDAR MULCH</b>   | This golden-blonde 100% cedar has a pleasant aroma and is used for decorative landscape applications. Cedar bark contains natural oils that help repel insects.   | \$25.99                           | <b>\$41.99</b>                                     | <table border="1"> <tr><td>135-160yd Train</td></tr> <tr><td>\$30.99</td></tr> <tr><td>65-80yd Semi</td></tr> <tr><td>\$32.99</td></tr> </table> | 135-160yd Train                                | \$30.99 | 65-80yd Semi | \$32.99 |
| 135-160yd Train   |   |   |                                   |  |  |  |         |              |         |
| \$30.99   |   |   |                                   |  |  |  |         |              |         |
| 65-80yd Semi  |   |   |                                   |  |  |  |         |              |         |
| \$32.99   |   |   |                                   |  |  |  |         |              |         |
| 2 Cubic Ft Bags...\$4.49 Each...\$4.29 for 10+                                      |   |   |                                   |  |  |  |         |              |         |
|    | <b>NORTHERN PINE MULCH</b>  | This beautifully blended Pine Mulch will enhance your gardens and do wonders for your acid-loving plants like Rhodies & Azaleas. It is a finely shredded flake & has a peachy-brown color. It will decompose quickly into the soil which will help add nutrients, prevent weeds, and retain moisture for your landscape beds. | \$29.99                           | <b>\$49.99</b>                                     | <table border="1"> <tr><td>135-160yd Train</td></tr> <tr><td>\$40.99</td></tr> <tr><td>65-80yd Semi</td></tr> <tr><td>\$42.99</td></tr> </table> | 135-160yd Train                                | \$40.99 | 65-80yd Semi | \$42.99 |
| 135-160yd Train   |   |   |                                   |  |  |  |         |              |         |
| \$40.99   |   |   |                                   |  |  |  |         |              |         |
| 65-80yd Semi  |   |   |                                   |  |  |  |         |              |         |
| \$42.99   |   |   |                                   |  |  |  |         |              |         |
| 2 Cubic Ft Bags...\$4.99 Each...\$4.79 for 10+                                      |   |   |                                   |  |  |  |         |              |         |
|   | <b>BARK FINES MULCH</b>   | <b>NEW PRODUCT!!</b> This dark-brown natural mulch is 100% hardwood bark sourced from Northern Michigan milles. It is very finely shredded and will break-down quickly...adding nutrients and textrue to the soil below.  | \$19.99                           | <b>\$29.99</b>                                     | <table border="1"> <tr><td>135-160yd Train</td></tr> <tr><td>\$20.99</td></tr> <tr><td>65-80yd Semi</td></tr> <tr><td>\$22.99</td></tr> </table> | 135-160yd Train                                | \$20.99 | 65-80yd Semi | \$22.99 |
| 135-160yd Train   |   |   |                                   |  |  |  |         |              |         |
| \$20.99   |   |   |                                   |  |  |  |         |              |         |
| 65-80yd Semi  |   |   |                                   |  |  |  |         |              |         |
| \$22.99   |   |   |                                   |  |  |  |         |              |         |
| 2 Cubic Ft Bags...\$3.99 Each...\$3.79 for 10+                                      |   |   |                                   |  |  |  |         |              |         |
|  | <b>DECO COLORED MULCH</b><br><i>Walnut Brown, Bright Red, Black</i>   | Our Deco Mulches are 100% hardwood pulp & bark that is sourced directly from Northern Michigan Lumber Mills, so it will not contain any waste or construction debris. It is colored with an eco-friendly dye to give it a vibrant, long-lasting color.  | \$24.99                           | <b>\$39.99</b>                                     | <table border="1"> <tr><td>135-160yd Train</td></tr> <tr><td>\$28.99</td></tr> <tr><td>65-80yd Semi</td></tr> <tr><td>\$30.99</td></tr> </table> | 135-160yd Train                                | \$28.99 | 65-80yd Semi | \$30.99 |
| 135-160yd Train   |   |   |                                   |  |  |  |         |              |         |
| \$28.99   |   |   |                                   |  |  |  |         |              |         |
| 65-80yd Semi  |   |   |                                   |  |  |  |         |              |         |
| \$30.99   |   |   |                                   |  |  |  |         |              |         |
| 2 Cubic Ft Bags...\$4.49 Each...\$4.29 for 10+                                      |   |   |                                   |  |  |  |         |              |         |
|  | <b>CERTIFIED PLAYGROUND MULCH</b>                                     | This tan-color mulch has been shredded to provide a "spongy" base for under playground structures & wheelchair paths. This mulch is certified by the State of Michigan and the ADA.   | \$23.99                           | <b>\$37.99</b>                                     | <table border="1"> <tr><td>135-160yd Train</td></tr> <tr><td>\$25.99</td></tr> <tr><td>65-80yd Semi</td></tr> <tr><td>\$27.99</td></tr> </table> | 135-160yd Train                                | \$25.99 | 65-80yd Semi | \$27.99 |
| 135-160yd Train   |   |   |                                   |  |  |  |         |              |         |
| \$25.99   |   |   |                                   |  |  |  |         |              |         |
| 65-80yd Semi  |   |   |                                   |  |  |  |         |              |         |
| \$27.99   |   |   |                                   |  |  |  |         |              |         |
| 2 Cubic Ft Bags...\$3.99 Each...\$3.79 for 10+                                      |   |   |                                   |  |  |  |         |              |         |
|  | <b>PINE NEEDLE STRAW (SLASH)</b><br><i>2.5 CuFt Compressed Bales</i>  | This long-lasting mulch brings an elegant touch of the South (think Augusta National Golf Club). Pine Straw does wonders for acid-loving plants like Rhodies & Azaleas!   | <b>COVERAGE PER BALE (approx)</b> | <b>Sold in 2.5 CuFt Bale...48 Bales per Pallet</b> |  |  |         |              |         |
|   |   |   | 60 sqft @ 2"                      | <b>\$21.99</b><br><i>Per 2.5 CuFt Bale</i>         |  |  |         |              |         |
|   |   |   | 45 sqft @ 3"                      |  |  |  |         |              |         |
|   |   |   | 30 sqft @ 4"                      |  |  | <b>\$19.99</b><br><i>Per Pallet (48 Bales)</i> |         |              |         |
|  | <b>NU-PLAY RUBBER MULCH</b><br><i>Black, Earthtone, Redwood, Blue</i> | This recycled-tire mulch is 99.9% wire free and has a 10 year color-loss guarantee. It comes in 3/4" Nuggets and complies with ASTM & ADA standards for safety & wheelchair accessibility   | <b>Packaging</b>                  | <b>Each</b>  | <b>Full Pallet</b>   |  |         |              |         |
|   |   |   | 1.5 CuFt Bag<br>50/Pallet         | <b>\$24.99</b>                                     | <b>\$22.99</b>   |  |         |              |         |

21355 TELEGRAPH ROAD  
SOUTHFIELD, MI 48033  
P: 248-356-8660  
www.mainslandscapesupply.com

**1-888-89-MAINS**






Prices subject to change without notice

All measurements are approximate

Direct Ship pricing may vary depending on delivery location and accessibility for large trucks...Please call for a specific quote

4/1/2024

**IMPORTANT: \*\* TEXTURE, CLUMPING, MOISTURE CONTENT & SOIL AVAILABILITY MAY BE IMPACTED BY WEATHER CONDITIONS. ALL SOILS ARE PROCESSED THROUGH 1/2" SCREENS TO MINIMIZE DEBRIS & PROVIDE SUPERIOR TEXTURE. THE SCREENING PROCESS, HOWEVER, DOES NOT ELIMINATE WEED SEEDS. WE HAVE NO CONTROL OVER WEEDS THAT MAY GROW FROM THE SOILS.\*\***

| Picture   | Product  | Description  | Half-Yard | Sold by the Cubic Yard | Direct                |
|---|--|--|-----------|------------------------|-----------------------|
|    | <b>COMMERCIAL TOPSOIL</b><br>(Brown)                                   | This brown construction-grade soil is best for building up foundations, filling in holes, grading slopes, building berms & general construction projects. It is sand-clay based.   | \$22.49   | <b>\$34.99</b>         | 45yd Train<br>\$25.99 |
| GREAT FOR CONSTRUCTION PROJECTS & FILL!!  |  |  |           |                        |                       |
|    | <b>LAWN MIX SOIL</b><br>(Medium Brown)                                 | This medium-brown soil is a popular "Golf Course Blend" of Topsoil, Compost & Sand. It's perfect for grading & seeding lawns...firm enough to hold up to erosion and rich enough to add nutrients to new grass seed.                           | \$27.99   | <b>\$45.99</b>         | 50yd Train<br>\$34.99 |
| DON'T FORGET YOUR GRASS SEED, STRAW & FERTILIZER!                                   |  |  |           |                        |                       |
|    | <b>COMPOST SOIL</b><br>(Dark Brown)                                    | This dark-brown soil is a nutrient-rich amendment for planting beds. It contains recycled organic materials that have been composted for 1-2 years. <b>ATTN:</b> Compost <b>WILL</b> contain small pieces of plastic, glass, paper & organics. | \$25.99   | <b>\$41.99</b>         | 60yd Train<br>\$31.99 |
| ORGANIC GARDNERS LOVE OUR COMPOST!!   |  |  |           |                        |                       |
|  | <b>GARDEN MIX SOIL</b><br>(Black)                                      | <b>BEST SELLER!!</b> This black, rich soil contains Peat, Compost & Topsoil and is best for flower beds, decorative planting beds, and vegetable gardens. Don't be fooled by imitators...our Garden Mix is the Richest soil in Detroit!        | \$34.49   | <b>\$58.99</b>         | 60yd Train<br>\$46.99 |
| THIS IS DETROIT'S RICHEST GARDEN SOIL!!   |  |  |           |                        |                       |
|  | <b>UNSCREENED FILL DIRT (DEEP FILL)</b><br><small>*Unscreened*</small> | This is an unscreened blend of scraps from our yard. This product contains sticks, stones, mulch, etc., and should only be used for filling deep holes. <b>CUSTOMER MUST INSPECT</b> before purchase.  | NA        | <b>\$9.99</b>          | 50yd Train<br>NA      |
| FILL FOR DEEP HOLES...5 YARD MINIMUM FOR DELIVERY                                   |  |  |           |                        |                       |

**CALL FOR DISCOUNTS ON GRAVEL TRAINS LOADS THROUGHOUT METRO-DETROIT!**

| "MAIN'S" BAGGED SOILS  | "ALL-AMERICAN" BAGGED SOILS  | "CANADIAN PREMIER" SPHAGNUM PEAT MOSS   |
|--|--|---|
|  <b>.5 CuFt (54 Bags = 1Yd)</b> |  <b>40 pounds...70/Pallet</b>                 |  <b>3.8 cubic ft...30/Pallet</b> |
| Commercial Topsoil \$2.99/Bag<br>Lawn Mix \$3.49/Bag<br>Compost Soil \$3.49/Bag<br>Garden Mix \$4.49/Bag           | <b>CLEARANCE!!</b><br>All-Purpose Soil <b>\$2.49/Bag</b><br>Peat Mix Soil <b>\$3.49/Bag</b><br>Cow Manure Soil <b>\$4.49/Bag</b> | \$36.99/Bale<br>"Compressed"  |
| <b>\$0.20/Bag Off Full Pallets (56 Bags)</b>   | <b>\$0.20/Bag Off Full Pallets (70 Bags)</b>   | <b>\$3/Bale Off Full Pallets (30 Bales)</b>   |

21355 TELEGRAPH ROAD  
SOUTHFIELD, MI 48033  
P: 248-356-8660  
www.mainslandscapesupply.com


# 1-888-89-MAINS

Prices subject to change without notice

All measurements are approximate



Direct Ship pricing may vary depending on delivery location and accessibility for large trucks...Please call for a specific quote

4/1/2024

| Picture   | Product                     | Description   | Half-Yard | Per Cubic Yard                 | Direct/Ton              |
|---|-----------------------------|---|-----------|--------------------------------|-------------------------|
|  | <b>MASON SAND</b>           | Description: Dry Screened<br>Weight: 2600#<br>Coverage @ 3": 100 sqft<br>Color: Tan<br>Popular Usage: Grout / Sand Boxes/ Beaches                 | \$23.99   | <b>\$37.99</b><br>\$29.22 /ton | 50 Ton Train<br>\$22.50 |
|  | <b>SLAG SAND (30A)</b>      | Description: Gritty / Compactable<br>Weight: 2600#<br>Coverage @ 3": 100 sqft<br>Color: Grey<br>Popular Usage: Paver Base / Walkways              | \$39.99   | <b>\$69.99</b><br>\$53.84 /ton | 50 Ton Train<br>\$41.46 |
|  | <b>SHARP SAND (2NS)</b>     | Description: Heavy Grit<br>Weight: 2600#<br>Coverage @ 3": 100 sqft<br>Color: Tan w/ Pebbles<br>Popular Usage: Paver Base /Grout / Beach / Drains | \$29.99   | <b>\$49.99</b><br>\$38.45 /ton | 50 Ton Train<br>\$29.61 |
|  | <b>FILL SAND (CLASS II)</b> | Description: Sand w/ some Stone<br>Weight: 2600#<br>Coverage @ 3": 100 sqft<br>Color: Tan<br>Popular Usage: Under Concrete/ Filling Holes         | \$19.99   | <b>\$29.99</b><br>\$23.07 /ton | 50 Ton Train<br>\$18.92 |

**.5 CUBIC FT (50#) BAGS OF CONSTRUCTION SAND: \$6.49 per Bag...\$5.99 for Full Pallet (60 Bags)**

**SPECIALTY SAND**

| Picture   | Product                             | Description   | 5-10 Tons...Single Axle                                 | Direct/Ton               |
|---|-------------------------------------|---|---|--------------------------|
|  | <b>SIGNATURE BUNKER SAND (#500)</b> | Description: Fine / Soft / Round Grains<br>Weight: 2600#<br>Coverage @ 3": 100 sqft<br>Color: Off-White<br>Popular Usage: Golf Courses/ Sand Boxes/ Beaches   | <b>\$157.99</b><br><i>SPECIAL ORDER...5 TON MINIMUM</i> | 50 Ton Train<br>\$121.65 |
|  | <b>SIGNATURE BUNKER SAND (#900)</b> | Description: Fine / Soft / Angular Grains<br>Weight: 2600#<br>Coverage @ 3": 100 sqft<br>Color: Off-White<br>Popular Usage: Golf Courses/ Sand Boxes/ Beaches | <b>\$189.99</b><br><i>SPECIAL ORDER...5 TON MINIMUM</i> | 50 Ton Train<br>\$146.29 |

**CALL FOR DISCOUNTS ON 50 TON GRAVEL TRAIN LOADS THROUGHOUT METRO-DETROIT!**

21355 TELEGRAPH ROAD  
SOUTHFIELD, MI 48033  
P: 248-356-8660  
www.mainslandscapesupply.com

**1-888-89-MAINS**

Prices subject to change without notice

Direct Ship pricing may vary depending on delivery location and accessibility for large trucks...Please call for a specific quote

All measurements are approximate

4/1/2024

| Round Stones   |  | Description  | Half-Yard                             | Sold by the Cubic Yard         | Direct                  |
|--|--|--|---------------------------------------|--------------------------------|-------------------------|
|                 | <b>PEA PEBBLE</b>                          | Description: 1/8" - 1/4" ...Round<br>Weight: 2800#<br>Coverage @ 3": 100 sqft<br>Color: Gray/Blue/Tan<br>Popular Usage: Drainage / Paths   | \$41.49                               | <b>\$72.99</b><br>\$52.14 /ton | 50 Ton Train<br>\$40.14 |
|                 | <b>ROUND STONE (6A)</b>                    | Description: 1/4" - 3/4" ...Round<br>Weight: 2800#<br>Coverage @ 3": 100 sqft<br>Color: Gray/Blue/Tan<br>Popular Usage: Drainage / Septics | \$42.49                               | <b>\$74.99</b><br>\$53.56 /ton | 50 Ton Train<br>\$41.24 |
|                 | <b>EGGROCK</b>                             | Description: 1" - 3" ...Round<br>Weight: 2700#<br>Coverage @ 3": 70 sqft<br>Color: Gray/Blue/Tan<br>Popular Usage: Decorative              | \$46.49                               | <b>\$82.99</b><br>\$61.47 /ton | 50 Ton Train<br>\$47.34 |
| Crushed Granites   |  | Description  | Half-Yard                             | Sold by the Cubic Yard         | Direct                  |
|                 | <b>DECOMPOSED GRANITE (#DS1, Mfg Sand)</b> | Description: 0"-1/4" ...Crushed<br>Weight: 2800#<br>Coverage @ 3": 100 sqft<br>Color: Gray/Blue/Tan<br>Popular Usage: Walkways             | \$47.99                               | <b>\$85.99</b><br>\$61.42 /ton | 50 Ton Train<br>\$47.29 |
|                 | <b>CRUSHED GRANITE (#4, Walkway)</b>       | Description: 1/4"-3/8" ...Crushed<br>Weight: 2800#<br>Coverage @ 3": 100 sqft<br>Color: Gray/Blue/Tan<br>Popular Usage: Walkways           | \$47.99                               | <b>\$85.99</b><br>\$61.42 /ton | 50 Ton Train<br>\$47.29 |
|                 | <b>CRUSHED GRANITE (#3, Driveway)</b>      | Description: 1/2"-3/4" ...Crushed<br>Weight: 2800#<br>Coverage @ 3": 100 sqft<br>Color: Gray/Blue/Tan<br>Popular Usage: Driveways          | \$47.99                               | <b>\$85.99</b><br>\$61.42 /ton | 50 Ton Train<br>\$47.29 |
| Crushed Limestones   |  | Description  | Half-Yard                             | Sold by the Cubic Yard         | Direct                  |
|               | <b>CRUSHED LIMESTONE (6A/AG)</b>           | Description: 3/4" Crushed ...Clean<br>Weight: 2600#<br>Coverage @ 3": 100 sqft<br>Color: Gray<br>Popular Usage: Driveways / Paths          | \$36.49                               | <b>\$62.99</b><br>\$48.45 /ton | 50 Ton Train<br>\$37.31 |
|               | <b>LIMESTONE W/ FINES (21AA-Com)</b>       | Description: 0" - 3/4" Crushed<br>Weight: 2600#<br>Coverage @ 3": 100 sqft<br>Color: Gray<br>Popular Usage: Driveways/Paver Base           | \$33.99                               | <b>\$57.99</b><br>\$44.61 /ton | 50 Ton Train<br>\$34.35 |
|               | <b>OHIO #9 WASHED LIMESTONE (#9)</b>       | Description: 3/8" Crushed<br>Weight: 2600#<br>Coverage @ 3": 100 sqft<br>Color: Gray<br>Popular Usage: Drives/Walkways/Paver Base          | \$39.99                               | <b>\$69.99</b><br>\$53.84 /ton | 50 Ton Train<br>\$41.46 |
| Crushed Concretes  |  | Description  | Half-Yard                             | Sold by the Cubic Yard         | Direct                  |
|               | <b>CRUSHED CONCRETE W/ FINES (21AA-CC)</b> | Description: 0" - 1 1/2" Crushed<br>Weight: 2600#<br>Coverage @ 3": 100 sqft<br>Color: Gray/Multi<br>Popular Usage: Driveways/Paver Base   | \$22.99                               | <b>\$35.99</b><br>\$27.68 /ton | 50 Ton Train<br>\$22.70 |
|               | <b>CONCRETE MIX (60/40)</b>                | Description: 60% Stone/40% Sand<br>Weight: 3000#<br>Coverage @ 3": NA<br>Color: Tan w/ Gravel<br>Popular Usage: Mix for Concrete           | \$49.99                               | <b>\$89.99</b><br>\$59.99 /ton | 50 Ton Train<br>\$46.19 |
|  | <b>CRUSHED CONCRETE (1" - 3")</b>          | Description: 1" - 3" Clean<br>Weight: 2200#<br>Coverage @ 3": 70 sqft<br>Color: Gray/Multi<br>Popular Usage: Construction Drives           | <b>DELIVERY ONLY...5 YARD MINIMUM</b> | <b>\$39.99</b><br>\$36.35 /ton | 50 Ton Train<br>\$27.99 |

**.5 CUBIC FT (50#) BAGS OF CONSTRUCTION GRAVEL: \$6.49 per Bag...\$5.99 for Full Pallet (60 Bags)**

21355 TELEGRAPH ROAD  
SOUTHFIELD, MI 48033  
P: 248-356-8660  
www.mainslandscapesupply.com


# 1-888-89-MAINS


Prices subject to change without notice





All measurements are approximate

Direct Ship pricing may vary depending on delivery location and accessibility for large trucks...Please call for a specific quote

4/1/2024

| Picture   | Product                                      | Description   | Bag  | Full Pallet    |
|---|--|---|--|----------------|
|  | <b>MEXICAN PEBBLES</b><br><br>(1-2" or 2-3") | Hand-picked from the beaches of the Baja Region, these Charcoal color stones have been naturally tumbled by the ocean | <b>\$33.99</b>                             | <b>\$31.99</b> |
|   |  | Bag Details..... 50#...60/Pallet<br>Weight per Pallet..... 3000 Pounds<br>Coverage per Bag @ 2"... 1.5 SqFt           |  |                |
|   |  |   | <i>60 Bags equals approximately 1 CuYd</i> |                |

| Picture   | Product                                     | Description  | Sold by the Cubic Yard                             | 50 Ton Train                         |
|---|---|--|--|--------------------------------------|
|  | <b>EGGROCK</b>                              | Round Natural Stone (1" - 3")...Blend of Blue, Grey, Tan & Pink...naturally rounded by glaciers  | <b>\$82.99</b><br><br>\$61.47 /ton                 | <b>Direct Ship</b><br><b>\$47.34</b> |
|   |   | Bag Details..... .5cuft (50#)...60/Pallet<br>Weight per Yard..... 2700 Pounds<br>Coverage per Ton @ 2"... 100 SqFt   |  |                                      |
|   |   |  | <i>.5 CuFt Bags...\$6.49 Each...\$5.99 for 10+</i> |                                      |
|  | <b>CRUSHED GRANITE</b><br><br>(Sml/Med/Lrg) | Crushed Gravel (Available in 3 sizes)...Blend of Blue, Grey, Tan & Pink...Popular for Driveways and Walkways   | <b>\$85.99</b><br><br>\$61.42 /ton                 | <b>\$47.29</b>                       |
|   |   | Small (Decomposed)..... 0" - 1/4"... (MfgSand)<br>Medium (Walkway)..... 1/4" - 1/2"... (#4)<br>Large (Driveway)..... 1/2" - 3/4"... (#3)<br>Bag Details..... .5cuft (50#)...60/Pallet<br>Weight per Yard..... 2800 Pounds<br>Coverage per Ton @ 2"... 100 sqft |  |                                      |
|   |   |  | <i>.5 CuFt Bags...\$6.49 Each...\$5.99 for 10+</i> |                                      |

| Picture   | Product                                     | Description  | 1-2 Tons  | 3-10 Tons   | 50 Ton Train  |
|---|---|--|---|---|---|
|  | <b>ARCTIC RAINBOW</b>                       | Crushed Stone (1" - 2")...Blend of White and Purple stones...Creamy texture with Matte finish                      | <b>Super Sacks</b><br><b>\$339.00</b><br><br>\$406.80 /yard | <b>Delivery Only</b><br><b>\$319.00</b><br><br>\$382.80 /yard | <b>Direct Ship</b><br><b>\$267.96</b><br><br>\$321.55 /yard |
|   |   | Bag Details..... .5cuft (50#)...60/Pallet<br>Weight per Yard..... 2400 Pounds<br>Coverage per Ton @ 2"... 105 SqFt |   |   |   |
|   |   |  | <i>.5 CuFt Bags...\$12.49 Each...\$11.99 for 10+ Bags</i>   |   |   |
|  | <b>ARCTIC WHITE DOLOMITE</b>                | Crushed Stone (3/4-1")...Whitish/Grey color with a hint of Icy-Blue...Matte finish with tiny speckles              | <b>\$109.00</b><br><br>\$130.80 /yard                       | <b>\$89.00</b><br><br>\$106.80 /yard                          | <b>\$70.31</b><br><br>\$84.37 /yard                         |
|   |   | Bag Details..... .5cuft (50#)...60/Pallet<br>Weight per Yard..... 2400 Pounds<br>Coverage per Ton @ 2"... 100 SqFt |   |   |   |
|   |   |  | <i>.5 CuFt Bags...\$7.79 Each...\$7.29 for 10+ Bags</i>     |   |   |
|  | <b>BEECHWOOD PEBBLE</b><br><br>(Stone Bark) | Porous Crushed Stone (3/4" - 1")...Blend of Tan, Brown & Rusty earthtones...Lightweight with a Matte finish        | <b>\$284.00</b><br><br>\$170.40 /yard                       | <b>\$264.00</b><br><br>\$158.40 /yard                         | <b>\$216.48</b><br><br>\$129.89 /yard                       |
|   |   | Bag Details..... .5cuft (20#)...60/Pallet<br>Weight per Yard..... 1200 Pounds<br>Coverage per Ton @ 2"... 250 SqFt |   |   |   |
|   |   |  | <i>.5 CuFt Bags...\$8.79 Each...\$8.29 for 10+ Bags</i>     |   |   |
|  | <b>BLACK CHESTNUT</b>                       | Crushed Stone (3/4" - 2")...the Blackest stone on the market...wet or dry...has a nice shine and is lightweight    | <b>\$619.00</b><br><br>\$433.30 /yard                       | <b>\$599.00</b><br><br>\$419.30 /yard                         | <b>\$503.16</b><br><br>\$352.21 /yard                       |
|   |   | Bag Details..... .5cuft (25#)...60/Pallet<br>Weight per Yard..... 1400 Pounds<br>Coverage per Ton @ 2"... 200 SqFt |   |   |   |
|   |   |  | <i>.5 CuFt Bags...\$12.99 Each...\$12.49 for 10+ Bags</i>   |   |   |

Prices subject to change without notice

4/15/2024

21355 TELEGRAPH ROAD  
SOUTHFIELD, MI 48033  
P: 248-356-8660  
www.mainslandscapesupply.com

# 1-888-89-MAINS

| Picture   | Product                                    | Description   | 1-2 Tons   | 3-10 Tons                         | 50 Ton Train                      |
|---|--|---|--|-----------------------------------|-----------------------------------|
|   |  |   | Super Sacks  | Delivery Only                     | Direct Ship                       |
|    | <b>BLACK RAVEN</b>                         | Crushed Stone (3/4" - 1 1/2")...Shiny & Matte Black color with accents of Charcoal, Copper & Burgundy                           | <b>\$359.00</b><br>\$441.57 /yard                  | <b>\$339.00</b><br>\$416.97 /yard | <b>\$277.98</b><br>\$341.92 /yard |
|   |  | Bag Details..... .5cuft (50#)...60/Pallet   |  |                                   |                                   |
|   |  | Weight per Yard..... 2450 Pounds  |  |                                   |                                   |
|   |  | Coverage per Ton @ 2".... 100 SqFt  |  |                                   |                                   |
|   |  |   | .5 CuFt Bags...\$12.99 Each...\$12.49 for 10+ Bags |                                   |                                   |
|    | <b>BLACK LAVA</b><br><i>(Black Mesita)</i> | Crushed Lava Rock (1 - 3")...Uniform Charcoal color (Black when wet)...Lightweight porous stone with a Matte finish             | <b>\$449.00</b><br>\$269.40 /yard                  | <b>\$429.00</b><br>\$257.40 /yard | <b>\$351.78</b><br>\$211.07 /yard |
|   |  | Bag Details..... .5cuft (22#)...60/Pallet   |  |                                   |                                   |
|   |  | Weight per Yard..... 1200 Pounds  |  |                                   |                                   |
|   |  | Coverage per Ton @ 2".... 250 SqFt  |  |                                   |                                   |
|   |  |   | .5 CuFt Bags...\$9.99 Each...\$9.49 for 10+ Bags   |                                   |                                   |
|    | <b>CANADIEN MARBLE</b>                     | Crushed Marble Chips (1" - 2")...Uniform White color with a Shiny texture   | <b>\$244.00</b><br>\$292.80 /yard                  | <b>\$224.00</b><br>\$268.80 /yard | <b>\$183.68</b><br>\$220.42 /yard |
|   |  | Bag Details..... .5cuft (50#)...60/Pallet   |  |                                   |                                   |
|   |  | Weight per Yard..... 2400 Pounds  |  |                                   |                                   |
|   |  | Coverage per Ton @ 2".... 100 SqFt  |  |                                   |                                   |
|   |  |   | .5 CuFt Bags...\$8.99 Each...\$8.49 for 10+ Bags   |                                   |                                   |
|    | <b>FIREFIELD</b>                           | Crushed Stone (1" - 2")...Blend of Pink, Purple & Grey...Matte finish   | <b>\$269.00</b><br>\$336.25 /yard                  | <b>\$249.00</b><br>\$311.25 /yard | <b>\$204.18</b><br>\$255.23 /yard |
|   |  | Bag Details..... .5cuft (50#)...60/Pallet   |  |                                   |                                   |
|   |  | Weight per Yard..... 2500 Pounds  |  |                                   |                                   |
|   |  | Coverage per Ton @ 2".... 100 SqFt  |  |                                   |                                   |
|   |  |   | .5 CuFt Bags...\$10.89 Each...\$10.39 for 10+ Bags |                                   |                                   |
|   | <b>MIDNIGHT GRANITE</b>                    | Crushed Granite (1/2" - 1")...Dark Gray color (Black when wet) with glittery speckles...contains some Pink & White wavy stripes | <b>\$209.00</b><br>\$282.15 /yard                  | <b>\$189.00</b><br>\$255.15 /yard | <b>\$154.98</b><br>\$209.22 /yard |
|   |  | Bag Details..... .5cuft (50#)...60/Pallet   |  |                                   |                                   |
|   |  | Weight per Yard..... 2700 Pounds  |  |                                   |                                   |
|   |  | Coverage per Ton @ 2".... 100 SqFt  |  |                                   |                                   |
|   |  |   | .5 CuFt Bags...\$8.99 Each...\$8.49 for 10+ Bags   |                                   |                                   |
|  | <b>ONTARIO TRAP ROCK</b>                   | Crushed Gravel...Charcoal Grey (Black when wet) with tiny white speckles...3-Sizes...Popular for Landscapes, Driveways & Paths  | <b>\$139.00</b><br>\$166.80 /yard                  | <b>\$119.00</b><br>\$142.80 /yard | <b>\$96.39</b><br>\$115.67 /yard  |
|   |  | Small (Decomposed)..... 0" - 1/4"... (MfgSand)  |  |                                   |                                   |
|   |  | Medium (Walk/Driveway).. 1/4" - 3/4"... (HL1)   |  |                                   |                                   |
|   |  | Large (Landscape)..... 2" - 4"... (Rail Ballast)  |  |                                   |                                   |
|   |  | Bag Details..... NA   |  |                                   |                                   |
| Weight per Yard..... 2400 Pounds  |  |   |  |                                   |                                   |
|   |  |   | .5 CuFt Bags...\$9.49 Each...\$8.99 for 10+ Bags   |                                   |                                   |
|  | <b>PINK QUARTZ</b>                         | Crushed Quartz (3/4" - 1 1/2")...Glossy Pink color with a nice shine  | <b>\$239.00</b><br>\$286.80 /yard                  | <b>\$219.00</b><br>\$262.80 /yard | <b>\$179.58</b><br>\$215.50 /yard |
|   |  | Bag Details..... .5cuft (50#)...60/Pallet   |  |                                   |                                   |
|   |  | Weight per Yard..... 2400 Pounds  |  |                                   |                                   |
|   |  | Coverage per Ton @ 2".... 100 SqFt  |  |                                   |                                   |
|   |  |   | .5 CuFt Bags...\$8.99 Each...\$8.49 for 10+ Bags   |                                   |                                   |
|  | <b>RED LAVA</b><br><i>(Red Mesita)</i>     | Crushed Lava Rock (1 - 3")...Uniform Red color...Lightweight porous stone with a Matte finish                                   | <b>\$394.00</b><br>\$185.18 /yard                  | <b>\$374.00</b><br>\$175.78 /yard | <b>\$310.42</b><br>\$145.90 /yard |
|   |  | Bag Details..... .5cuft (17#)...60/Pallet   |  |                                   |                                   |
|   |  | Weight per Yard..... 940 Pounds   |  |                                   |                                   |
|   |  | Coverage per Ton @ 2".... 300 SqFt  |  |                                   |                                   |
|   |  |   | .5 CuFt Bags...\$8.99 Each...\$8.49 for 10+ Bags   |                                   |                                   |

Prices subject to change without notice

4/1/2024

21355 TELEGRAPH ROAD  
SOUTHFIELD, MI 48033  
P: 248-356-8660  
www.mainslandscapesupply.com

# 1-888-89-MAINS




| Picture   | Product                                  | Description   | 1-2 Tons                          | 3-10 Tons                         | 50 Ton Train                      |
|---|--|---|-----------------------------------|-----------------------------------|-----------------------------------|
|   |  |   | Super Sacks                       | Delivery Only                     | Direct Ship                       |
|    | <b>ROSE GRANITE</b>                      | Crush Granite (1/2" - 1")...Pink color with Black speckles and a small shimmer                                | <b>\$219.00</b><br>\$262.80 /yard | <b>\$199.00</b><br>\$238.80 /yard | <b>\$161.19</b><br>\$193.43 /yard |
|   |  | Bag Details..... .5cuft (50#)...60/Pallet   |                                   |                                   |                                   |
|   |  | Weight per Yard..... 2400 Pounds  |                                   |                                   |                                   |
|   |  | Coverage per Ton @ 2".... 100 SqFt  |                                   |                                   |                                   |
| .5 CuFt Bags...\$9.79 Each...\$9.29 for 10+ Bags                                    |  |   |                                   |                                   |                                   |
|    | <b>ROYAL GORGE</b>                       | Crushed Stone (3/4" - 1 1/2")...Blend of Pink & Peach stones with a Flaky texture                             | <b>\$409.00</b><br>\$523.52 /yard | <b>\$389.00</b><br>\$497.92 /yard | <b>\$322.87</b><br>\$413.27 /yard |
|   |  | Bag Details..... .5cuft (50#)...60/Pallet   |                                   |                                   |                                   |
|   |  | Weight per Yard..... 2560 Pounds  |                                   |                                   |                                   |
|   |  | Coverage per Ton @ 2".... 100 SqFt  |                                   |                                   |                                   |
| .5 CuFt Bags...\$13.99 Each...\$13.49 for 10+ Bags                                  |  |   |                                   |                                   |                                   |
|    | <b>SILICA PEBBLES</b>                    | Round Pebbles (1")...Blend of Cream/Tan/White coloring with a slight shine                                    | <b>\$359.00</b><br>\$459.52 /yard | <b>\$339.00</b><br>\$433.92 /yard | <b>\$277.98</b><br>\$355.81 /yard |
|   |  | Bag Details..... .5cuft (50#)...60/Pallet   |                                   |                                   |                                   |
|   |  | Weight per Yard..... 2560 Pounds  |                                   |                                   |                                   |
|   |  | Coverage per Ton @ 2".... 100 SqFt  |                                   |                                   |                                   |
| .5 CuFt Bags...\$11.79 Each...\$11.29 for 10+ Bags                                  |  |   |                                   |                                   |                                   |
|    | <b>SLATE RED</b><br><i>(Barn Red)</i>    | Crushed Stone (3/4" - 1")...Uniform Maroon color with a waxy texture  | <b>\$249.00</b><br>\$273.90 /yard | <b>\$229.00</b><br>\$251.90 /yard | <b>\$185.49</b><br>\$204.04 /yard |
|   |  | Bag Details..... .5cuft (50#)...60/Pallet   |                                   |                                   |                                   |
|   |  | Weight per Yard..... 2200 Pounds  |                                   |                                   |                                   |
|   |  | Coverage per Ton @ 2".... 100 SqFt  |                                   |                                   |                                   |
| .5 CuFt Bags...\$9.49 Each...\$8.99 for 10+ Bags                                    |  |   |                                   |                                   |                                   |
|   | <b>SLATE SCAPE</b>                       | Crushed Slate (1/2" - 2 1/2")...Silvery-Gray color...Flat pieces with a smooth, shiny texture                 | <b>\$274.00</b><br>\$328.80 /yard | <b>\$254.00</b><br>\$304.80 /yard | <b>\$208.28</b><br>\$249.94 /yard |
|   |  | Bag Details..... .5cuft (50#)...60/Pallet   |                                   |                                   |                                   |
|   |  | Weight per Yard..... 2400 Pounds  |                                   |                                   |                                   |
|   |  | Coverage per Ton @ 2".... 100 SqFt  |                                   |                                   |                                   |
| .5 CuFt Bags...\$10.99 Each...\$10.49 for 10+ Bags                                  |  |   |                                   |                                   |                                   |
|  | <b>SPANISH TILE</b>                      | Crushed Baked Clay (1/2-2")...Terra Cotta Orange color with a Matte Finish                                    | <b>\$209.00</b><br>\$188.10 /yard | <b>\$189.00</b><br>\$170.10 /yard | <b>\$153.09</b><br>\$137.78 /yard |
|   |  | Bag Details..... .5cuft (50#)...60/Pallet   |                                   |                                   |                                   |
|   |  | Weight per Yard..... 1800 Pounds  |                                   |                                   |                                   |
|   |  | Coverage per Ton @ 2".... 150 SqFt  |                                   |                                   |                                   |
| .5 CuFt Bags...\$8.99 Each...\$8.49 for 10+ Bags                                    |  |   |                                   |                                   |                                   |
|  | <b>STAR BLACK</b>                        | Crushed Gravel (3/4" - 1")...Uniform Charcoal color (Black when wet) with a slight shimmer                    | <b>\$249.00</b><br>\$311.25 /yard | <b>\$229.00</b><br>\$286.25 /yard | <b>\$187.78</b><br>\$234.73 /yard |
|   |  | Bag Details..... .5cuft (50#)...60/Pallet   |                                   |                                   |                                   |
|   |  | Weight per Yard..... 2500 Pounds  |                                   |                                   |                                   |
|   |  | Coverage per Ton @ 2".... 100 SqFt  |                                   |                                   |                                   |
| .5 CuFt Bags...\$9.49 Each...\$8.99 for 10+ Bags                                    |  |   |                                   |                                   |                                   |
|  | <b>WALNUT PEBBLE</b><br><i>(Merimac)</i> | Soft-Edged Crushed Stone...Earthy blend of Tans & Yellows...Waxy texture that may have small fossils & shells | <b>\$269.00</b><br>\$303.97 /yard | <b>\$249.00</b><br>\$281.37 /yard | <b>\$204.18</b><br>\$230.72 /yard |
|   |  | Bag Details..... .5cuft (50#)...60/Pallet   |                                   |                                   |                                   |
|   |  | Weight per Yard..... 2250 Pounds  |                                   |                                   |                                   |
|   |  | Coverage per Ton @ 2".... 100 SqFt  |                                   |                                   |                                   |
| .5 CuFt Bags...\$10.99 Each...\$10.49 for 10+ Bags                                  |  |   |                                   |                                   |                                   |
|  | <b>WESTERN SUNRISE</b>                   | Crush Stone (3/4"-1 1/2")...Blend of Pink, Purple & Peach...Matte finish                                      | <b>\$404.00</b><br>\$363.60 /yard | <b>\$384.00</b><br>\$345.60 /yard | <b>\$318.72</b><br>\$286.85 /yard |
|   |  | Bag Details..... .5cuft (50#)...60/Pallet   |                                   |                                   |                                   |
|   |  | Weight per Yard..... 1800 Pounds  |                                   |                                   |                                   |
|   |  | Coverage per Ton @ 2".... 140 SqFt  |                                   |                                   |                                   |
| .5 CuFt Bags...\$12.99 Each...\$12.49 for 10+ Bags                                  |  |   |                                   |                                   |                                   |





Prices subject to change without notice

4/1/2024

21355 TELEGRAPH ROAD  
SOUTHFIELD, MI 48033  
P: 248-356-8660  
www.mainslandscapesupply.com

**1-888-89-MAINS**

| Picture  | Product                           | Description  | 1-3 Tons   | 3-39 Tons          | 40+ Tons           |
|--|-----------------------------------|--|--|--------------------|--------------------|
|   | <b>SPORT CLAY</b>                 | <b>Baked Red Clay best for "Non-Slide" Baseball Fields</b>               | <b>Super Sacks</b>                                 | <b>Single-Axle</b> | <b>Direct Ship</b> |
|  |                                   | Bag Details.....5cuft (50#)...60/Pallet                                  | <b>\$229.00</b>                                    | <b>\$209.00</b>    | <b>\$171.38</b>    |
|  |                                   | Weight per Yard..... 2200 Pounds   | \$251.90 /yard                                     | \$229.90 /yard     | \$188.52 /yard     |
| Coverage per Ton @ 1". 225 sqft  |                                   |  | .5 CuFt Bags...\$12.99 Each...\$12.49 for 10+ Bags |                    |                    |
|   | <b>WARNING TRACK CLAY</b>         | <b>Coarse (3/8") Baked Red Clay used along warning tracks</b>            | <b>\$229.00</b>                                    | <b>\$209.00</b>    | <b>\$171.38</b>    |
|  |                                   | Bag Details.....5cuft (50#)...60/Pallet                                  | \$251.90 /yard                                     | \$229.90 /yard     | \$188.52 /yard     |
|  |                                   | Weight per Yard..... 2200 Pounds   | .5 CuFt Bags...\$12.99 Each...\$12.49 for 10+ Bags |                    |                    |
| Coverage per Ton @ 1". 225 sqft  |                                   |  |  |                    |                    |
|   | <b>WASHINGTON FIELD MIX</b>       | <b>Mix of Baked Clay, Raw Clay, &amp; Sand...Best for "Slide" Fields</b> | <b>\$219.00</b>                                    | <b>\$199.00</b>    | <b>\$163.18</b>    |
|  |                                   | Bag Details.....5cuft (50#)...60/Pallet                                  | \$284.70 /yard                                     | \$258.70 /yard     | \$212.13 /yard     |
|  |                                   | Weight per Yard..... 2600 Pounds   | .5 CuFt Bags...\$12.99 Each...\$12.49 for 10+ Bags |                    |                    |
| Coverage per Ton @ 1". 210 sqft  |                                   |  |  |                    |                    |
|  | <b>DIAMOND DUST ATHLETIC MEAK</b> | <b>Grey/Tan Limestone Slurry used for Baseball Fields</b>                | <b>\$119.00</b>                                    | <b>\$99.00</b>     | <b>\$81.18</b>     |
|  |                                   | Bag Details.....5cuft (50#)...60/Pallet                                  | \$154.70 /yard                                     | \$128.70 /yard     | \$105.53 /yard     |
|  |                                   | Weight per Yard..... 2600 Pounds   | .5 CuFt Bags...\$11.99 Each...\$11.49 for 10+ Bags |                    |                    |
| Coverage per Ton @ 1". 210 sqft  |                                   |  |  |                    |                    |

| Picture   | Product             | Description  | Bag            | Full Pallet      |
|---|---------------------|--|----------------|------------------|
|  | <b>RAPID DRY</b>    | <b>Orange Clay conditioner used to absorb moisture around wet areas</b>                | <b>\$32.99</b> | <b>\$30.99</b>   |
|   |                     | Bag Details.....50#...40/Skid  |                | \$1,239.60 /skid |
|  | <b>FIELD MARKER</b> | <b>#1 White Marking Chalk used for striping baseball, soccer &amp; football fields</b> | <b>\$12.99</b> | <b>\$10.99</b>   |
|   |                     | Bag Details.....50#...60/Skid  |                | \$659.40 /skid   |
|  | <b>MOUND CLAY</b>   | <b>Finishing Clay applied over Field Bricks</b>  | <b>\$21.99</b> | <b>\$19.99</b>   |
|   |                     | Bag Details.....40#...54/Skid  |                | \$1,079.46 /skid |
|  | <b>FIELD BRICKS</b> | <b>Red Clay Bricks (4"x8"x2") used around the pitcher's mound &amp; batter's box</b>   | <b>\$32.99</b> | <b>\$30.99</b>   |
|   |                     | Bag Details.....8 Bricks/Bag...40/Skid   |                | \$1,239.60 /skid |

**CHECK OUT OUR SELECTION OF TURF SEEDS, PLAYGROUND MULCHES, GOLF SANDS & FERTILIZERS!**

4/1/2024






21355 TELEGRAPH ROAD  
SOUTHFIELD, MI 48033  
P: 248-356-8660  
www.mainslandscapesupply.com

**1-888-89-MAINS**



Prices subject to change without notice

All measurements are approximate

**MICHIGAN BOULDERS:** These rocks are glacially rounded Michigan fieldstones that range from 4 Inches to 4 Feet in Size. Most stones are tans, blues, creams, and greys. Customers can hand-pick specific sizes or buy them by the ton. Please review our boulder policies below.

| Picture   | Product  | Description  | Ind. Selected                                | Bulk Per Ton                      | Bulk Per Ton                      | Direct Ship     |
|---|--|--|--|-----------------------------------|-----------------------------------|-----------------|
|   |  |  | 1-999 Pounds                                 | 1/2 Ton - 10 Tons                 | 10+ Tons                          | 50 Tons         |
|    | <b>MICHIGAN OVESIZED COBBLESTONE</b><br>(4 - 8")<br><i>"Grapefruit to Coconut"</i>       | Size 4 - 8"  | <b>\$0.19</b><br><i>U-Pick....Per Visit</i>  | <b>\$134.99</b><br><i>Scooped</i> | <b>\$124.99</b><br><i>Scooped</i> | <b>\$93.74</b>  |
|   |  | Avg Weight per Rock 8 Pounds                       |  |                                   |                                   |                 |
|   |  | Avg Rocks per Ton 250 Rocks                        |  |                                   |                                   |                 |
|   |  | Avg Rocks per 10 Lineal Ft 20 Rocks                |  |                                   |                                   |                 |
| <i>Popular for lining flowerbeds!!</i>  |  |  |  |                                   |                                   |                 |
|    | <b>MICHIGAN FIELDSTONE BOULDERS</b><br>(8" - 12")<br><i>"Bowling Ball to Volleyball"</i> | Size 8" - 12"                                      | <b>\$0.19</b><br><i>U-Pick....Per Visit</i>  | <b>\$144.99</b><br><i>Scooped</i> | <b>\$134.99</b><br><i>Scooped</i> | <b>\$101.24</b> |
|   |  | Avg Weight per Rock 30 Lbs                         |  |                                   |                                   |                 |
|   |  | Avg Rocks per Ton 65 Rocks                         |  |                                   |                                   |                 |
|   |  | Avg Rocks per 10 Lineal Ft 12 Rocks                |  |                                   |                                   |                 |
| <i>Great for low-profile garden walls!!</i>   |  |  |  |                                   |                                   |                 |
|    | <b>MICHIGAN FIELDSTONE BOULDERS</b><br>(12" - 18")<br><i>"Basketball to Beach Ball"</i>  | Size 12" - 18"                                     | <b>\$0.24</b><br><i>We Pick....Per Visit</i> | <b>\$149.99</b><br><i>Scooped</i> | <b>\$139.99</b><br><i>Scooped</i> | <b>\$104.99</b> |
|   |  | Avg Weight per Rock 160 Lbs                        |  |                                   |                                   |                 |
|   |  | Avg Rocks per Ton 12 Rocks                         |  |                                   |                                   |                 |
|   |  | 12" Weighs Approx. 75#<br>18" Weighs Approx. 175#  |  |                                   |                                   |                 |
| <i>Great for small retaining walls!!</i>  |  |  |  |                                   |                                   |                 |
|   | <b>MICHIGAN FIELDSTONE BOULDERS</b><br>(18" - 24")<br><i>"Beachball to Yoga Ball"</i>    | Size 18" - 24"                                     | <b>\$0.24</b><br><i>We Pick....Per Visit</i> | <b>\$159.99</b><br><i>Scooped</i> | <b>\$149.99</b><br><i>Scooped</i> | <b>\$112.49</b> |
|   |  | Avg Weight per Rock 300 Lbs                        |  |                                   |                                   |                 |
|   |  | Avg Rocks per Ton 7 Rocks                          |  |                                   |                                   |                 |
|   |  | 18" Weighs Approx. 200#<br>24" Weighs Approx. 400# |  |                                   |                                   |                 |
| <i>Great for protecting your lawn from cars!!</i>                                   |  |  |  |                                   |                                   |                 |
|  | <b>MICHIGAN FIELDSTONE BOULDERS</b><br>(36" - 48")                                       | 36" Boulders Weigh Approximately 1500# - 3000#     | <b>N/A</b>                                   | <b>\$199.99</b>                   | <b>\$189.99</b>                   | <b>\$142.49</b> |
|   |  | 48" Boulders Weigh Approximately 3000# - 5000#     |  |                                   |                                   |                 |
| <i>Great for garden monuments &amp; focal-points!!</i>                              |  |  |  |                                   |                                   |                 |

**CANADIEN BOULDERS:** These rocks are glacially rounded boulders from Northern Ontario that are scrubbed clean and sorted by size (9-12" or 5-8"). Most stones are white, pink & black with a slight sparkle. Customers can hand-pick specific stones or buy them by the ton.

| Picture   | Product   | Description                            | Ind. Selected                               | Bulk Per Ton                              | Bulk Per Ton                              | Direct Ship |
|---|---|--|---|---|---|-------------|
|   |   |  | 1-999 Pounds                                | 1/2 Ton - 5 Tons                          | 5+ Tons                                   |             |
|  | <b>CANADIEN BOULDERS</b><br>(5" - 9")<br><i>"Grapefruit to Coconut"</i>       | Size 5 - 8"                            | <b>\$0.39</b><br><i>U-Pick....Per Visit</i> | <b>\$399.99</b><br><i>Weighed Baskets</i> | <b>\$379.99</b><br><i>Weighed Baskets</i> | <b>N/A</b>  |
|   |   | Avg Stones/Ton 200 Stones              |   |   |   |             |
|   |   | Avg Stones/Crate 450 Stones            |   |   |   |             |
|   |   | Weight per Basket 4500 Lbs (2.25 Tons) |   |   |   |             |
| <i>Popular for lining flowerbeds!!</i>  |   |  |   |   |   |             |
|  | <b>CANADIEN BOULDERS</b><br>(9" - 12")<br><i>"Bowling Ball to Volleyball"</i> | Size 9 - 12"                           | <b>\$0.39</b><br><i>U-Pick....Per Visit</i> | <b>\$399.99</b><br><i>Weighed Baskets</i> | <b>\$379.99</b><br><i>Weighed Baskets</i> | <b>N/A</b>  |
|   |   | Avg Stones/Ton 80 Stones               |   |   |   |             |
|   |   | Avg Stones/Crate 200 Stones            |   |   |   |             |
|   |   | Weight per Basket 4500 Lbs (2.25 Tons) |   |   |   |             |
| <i>Popular for lining flowerbeds!!</i>  |   |  |   |   |   |             |
|   |   | Avg Weight per Stone 25 Lbs            |   |   |   |             |

**BOULDER POLICIES:**






4/1/2024

- \* Boulders are difficult to estimate. All sizes, weights, and sales quotes are approximate.
- \* Customers may be required to put a credit card on file for billing after boulders are selected and weighed.
- \* Customers buying "You-Pick" boulders are doing so at their own risk. To prevent injuries, please wear appropriate gloves & shoes.
- \* To prevent mistakes, customers may be required to visit our Southfield store to select boulders for your specific project.
- \* Boulders take time to select. Please arrive at our yard AT LEAST 1 HOUR before Closing Time if you'd like to pickup boulders, and please be patient when selecting.'
- \* Dumping boulders WILL CAUSE DAMAGE. We recommend dumping in a "soft" area rather than on hard pavement. Larger boulders may REQUIRE a forklift delivery.
- \* For safety & insurance reasons, **WE DO NOT INSTALL BOULDERS.** If we deliver boulders with a Forklift, we will gladly place them as close to the area as our machine can fit without risking property damage, however, we are a delivery service, not an installation service.





Prices subject to change without notice



All measurements are approximate, not actual

**\*\* ALL FLAGSTONE ORDERS UNDER 1000# WILL BE CHARGED BY THE POUND \*\***


| Wallstone   | Description   | Pound                         | Sold by the Ton (2000#) |
|---|---|-------------------------------|-------------------------|
|  <p><b>COLONIAL WALLSTONE</b><br/>(AVAILABLE 1-3" or 3-6")</p> | Weight per Pallet 3000# (1.5 Tons)<br>Thickness 1/2" - 6"<br>Face Ft per Ton 20 Face Feet<br>Color / Description Blue, Green or Lilac | <b>\$0.33</b><br>\$658 /Ton   | <b>\$329.00</b>         |
|  <p><b>WESTERN MOUNTAIN WALLSTONE</b></p>                      | Weight per Pallet 3000# (1.5 Tons)<br>Thickness 1/2" - 6"<br>Face Ft per Ton 20 Face Feet<br>Color / Description Brown/Tan/Rose       | <b>\$0.34</b><br>\$678 /Ton   | <b>\$339.00</b>         |
|  <p><b>TUMBLLED WESTERN MOUNTAIN</b><br/>(SELECT)</p>          | Weight per Pallet 3000# (1.5 Tons)<br>Thickness 1 1/2"<br>Face Ft per Ton 20 Face Feet<br>Color / Description Tumbled Brown/Tan       | <b>\$0.70</b><br>\$1,398 /Ton | <b>\$699.00</b>         |
|  <p><b>TUMBLLED BLUE STONE</b><br/>(SELECT, FULL COLOR)</p>    | Weight per Pallet 3000# (1.5 Tons)<br>Thickness 1 1/2"<br>Face Ft per Ton 20 Face Feet<br>Color / Description Tumbled Blue/Full       | <b>\$0.44</b><br>\$878 /Ton   | <b>\$439.00</b>         |
|  <p><b>CANADIEN CAMEL GUILLOTINED DRYWALL</b></p>              | Weight per Pallet 4000# (2 Tons)<br>Thickness 7"<br>Face Ft per Ton 20 Face Feet<br>Color / Description Tan/Cream/Grey                | <b>\$0.47</b><br>\$940 /Ton   | <b>\$479.00</b>         |

**\*\* FACE FEET COVERAGE BASED ON 12" THICK WALL...FULL PALLETS WILL HAVE CRUMBS \*\***

| Irregular Flagstone  | Description  | Pound                         | Sold by the Ton (2000#) |
|--|--|-------------------------------|-------------------------|
|  <p><b>OHIO BLUE FLAGSTONE</b></p>                       | Weight per Pallet 3000# (1.5 Tons)<br>Thickness 1" - 1.5"<br>Square Ft per Ton 100 SqFt<br>Color / Description Blue/Grey               | <b>\$0.52</b><br>\$1,038 /Ton | <b>\$519.00</b>         |
|  <p><b>CANADIEN FLAGSTONE</b><br/>(PREMIUM/SMOOTH)</p>  | Weight per Pallet 5000# (2.5 Tons)<br>Thickness 2"<br>Square Ft per Ton 75 SqFt<br>Color / Description Grey/Charcoal/Buff              | <b>\$0.56</b><br>\$1,118 /Ton | <b>\$559.00</b>         |
|  <p><b>PENNSYLVANIA FLAGSTONE</b><br/>(FULL COLOR)</p>  | Weight per Pallet 3000# (1.5 Tons)<br>Thickness 1 1/4" - 2"<br>Square Ft per Ton 75 - 100 SqFt<br>Color / Description Green/Full Color | <b>\$0.55</b><br>\$1,098 /Ton | <b>\$549.00</b>         |
|  <p><b>PENNSYLVANIA FLAGSTONE</b><br/>(LILAC COLOR)</p> | Weight per Pallet 3000# (1.5 Tons)<br>Thickness 1 1/4" - 2"<br>Square Ft per Ton 75 - 100 SqFt<br>Color / Description Lilac            | <b>\$0.59</b><br>\$1,178 /Ton | <b>\$589.00</b>         |

| Dimensional Flagstone   | Description   | Sold by the Square Foot        |                                       |
|---|---|--------------------------------|---------------------------------------|
|  <p><b>PENNSYLVANIA CUT FULL COLOR</b><br/>(NATURAL CLEFT)</p> | Weight per Pallet Varies<br>Thickness 1 1/2" Nominal<br>Available Sizes 1'x1' 1'x2' 2'x2'<br>Color / Description Green/Full Color | <b>Loose</b><br><b>\$10.99</b> | <b>Full Pallets</b><br><b>\$9.99</b>  |
|  <p><b>PENNSYLVANIA CUT TRUE BLUE</b><br/>(NATURAL CLEFT)</p>  | Weight per Pallet Varies<br>Thickness 1 1/2" Nominal<br>Available Sizes 1'x1' 1'x2' 2'x2'<br>Color / Description Blue             | <b>Loose</b><br><b>\$11.99</b> | <b>Full Pallets</b><br><b>\$10.99</b> |

**\*\* THERMAL FINISH CUT STONE AVAILABLE FOR SPECIAL ORDER...CALL FOR PRICING \*\***

| Belgium Blocks  | Description  | Sold by the Blocks            |                                     |
|---|--|-------------------------------|-------------------------------------|
|  <p><b>BELGIUM BLOCKS</b><br/>(WHITE, PINK, BLACK)</p> | Stones per Pallet Varies<br>Size 4" x 5" x 9"<br>Description Granite Blocks for Curbs<br>Colors White, Pink, Black | <b>Each</b><br><b>\$10.99</b> | <b>100+ Blocks</b><br><b>\$9.99</b> |

21355 TELEGRAPH ROAD  
SOUTHFIELD, MI 48033

P: 248-356-8660


[www.mainslandscapesupply.com](http://www.mainslandscapesupply.com)

# 1-888-89-MAINS

4/17/2024

**CANADIEN CARAMEL LEDGEROCK**

| Product                            | Description   | Specifications   | Sold by the Ton | 45 Ton Direct Shipment |
|------------------------------------|---|--|-----------------|------------------------|
| <b>WALL MATERIAL (9-12" THICK)</b> | These beautiful limestone outcroppings are fantastic for retaining walls, seawalls, steps, and hillside accent pieces. They have a variety of earthtones that include greys, tans, creams & chocolates. We offer this stone for pickup, delivery, or direct-shipment throughout the entire State of Michigan. | <b>Weighs 165 Pounds per Cubic Ft...Most Average-Sized slabs weigh about 1500 Pounds</b> | <b>\$199.00</b> | <b>\$159.00</b>        |
| <b>STEP MATERIAL (6-8" THICK)</b>  |   |  | <b>\$279.00</b> | <b>\$239.00</b>        |



- \*\* This is a naturally quarried product...Color & Texture variations will occur in natural stone
- \*\* Direct Shipment prices based on delivery to Macomb, Oakland & Wayne Counties. Call for pricing on delivery to other regions
- \*\* Customer must unload truck within 2 hours...Anything over 2 Hours will be charged at \$200/hour
- \*\* Direct Shipments must be pre-paid before dispatching...please allow 3-5 business days for delivery

4/1/2024

21355 TELEGRAPH ROAD  
SOUTHFIELD, MI 48033  
P: 248-356-8660  
www.mainslandscapesupply.com

**1-888-89-MAINS**

| Picture   | Product   | Description  | 1 Gallon          | 5 Gallon               |                         |
|---|---|--|-------------------|------------------------|-------------------------|
|    | <b>BRICK PAVER SEALER</b><br><i>Water Based</i><br>(SRW)          | Water-Based sealer for <b>CONCRETE PAVERS</b> that enhances the color of brick, protects against stains, and protects pavers from chipping & crumbling. Please read instructions before applying.  | Low-Gloss         | <b>\$54.99</b>         | <b>\$165.99</b>         |
|   |   | Available Sizes..... 1 Gallon & 5 Gallon   | High-Gloss        | <b>\$62.99</b>         | <b>\$214.99</b>         |
|   |   | Coverage per Gallon..... 150 sqft  |                   |                        |                         |
|    | <b>BRICK &amp; STONE SEALER</b><br><i>Oil Based</i><br>(SRW)      | Oil-Based sealer for <b>CONCRETE PAVERS &amp; NATURAL STONE</b> that enhances the color of brick, protects against stains, and protects pavers from chipping & crumbling. Please read instructions before applying.  | Low-Gloss Xtreme  | <b>\$65.99</b>         | <b>\$295.99</b>         |
|   |   | Available Sizes..... 1 Gallon & 5 Gallon   | High-Gloss Xtreme | <b>\$84.99</b>         | <b>\$334.99</b>         |
|   |   | Coverage per Gallon..... 200 sqft  |                   |                        |                         |
|    | <b>PAVER WASH CLEANER</b><br><i>All-Purpose Cleaner</i><br>(SRW)  | General-purpose paver wash. It is a <b>MUST-USE</b> product to prepare pavers for sealing. This multi-purpose wash can tackle polyhaze, efflorescence and ground-in dirt   | <b>1 Gallon</b>   | <b>Case (4)</b>        |                         |
|   |   | Available Sizes..... 1 Gallon...4 per Case   | <b>\$28.99</b>    | <b>\$26.99</b>         |                         |
|   |   | Coverage per Gallon..... 200 sqft  |                   |                        |                         |
|    | <b>XYLENE SOLVENT</b><br><i>Aggressive Cleaner</i><br>(SRW)       | Xylene is used strip previous layers of sealant from almost all hard surfaces. Please read instructions before applying.   | <b>1 Gallon</b>   | <b>Case (4)</b>        |                         |
|   |   | Available Sizes..... 1 Gallon...4 per Case   | <b>\$49.99</b>    | <b>\$45.99</b>         |                         |
|   |   | Coverage per Gallon..... 200 sqft  |                   |                        |                         |
|  | <b>CONSTRUCTION ADHESIVE</b><br><i>Superior Strength</i><br>(SRW) | Use this construction adhesive to lock brick and block together in HORIZONTAL applications. This product has amazing strength, is weather-proof, & sets quickly.   | <b>Size</b>       | <b>Each</b>            | <b>Case (12)</b>        |
|   |   |  | 10 Oz             | <b>\$6.99</b>          | <b>\$6.49</b>           |
|   |   |  | 28 Oz             | <b>\$11.99</b>         | <b>\$11.49</b>          |
|  | <b>CONSTRUCTION ADHESIVE</b><br><i>Rapid Set</i><br>(SRW)         | Use this construction adhesive to lock brick and block together in VERTICAL applications. It has the fastest setup time on the market...5 SECONDS!! This product has amazing strength, is weather-proof, & sets quickly.   | <b>Size</b>       | <b>Each</b>            | <b>Case (12)</b>        |
|   |   |  | 10 Oz             | <b>\$9.29</b>          | <b>\$8.79</b>           |
|   |   |  | 28 Oz             | <b>\$17.29</b>         | <b>\$16.79</b>          |
|  | <b>ONE-SAND Polysand, Heavy</b><br>(OAKS...50#)                   | 1ONESAND polymeric sand is a specially formulated, high-performance mix of calibrated sands, polymers, and binding agents designed to fill and firmly bind paver joints. 1OneSand's superior performance and durability is ideal for all newly installed pavers or slabs, as well as paver joint replacement on existing walkways, patios or even sloped driveways. 1OneSand remains stable and just flexible enough, maintaining its durability and | <b>Colors</b>     | <b>Bag</b>             | <b>Pallet (63 Bags)</b> |
|   |   |  | Canvas Beige      | <b>\$35.99</b>         | <b>\$34.99</b>          |
|   |   |  | Granite Grey      | <b>\$35.99</b>         | <b>\$34.99</b>          |
|   |   |  | Absolute Black    | <b>\$48.99</b>         | <b>\$47.99</b>          |
|   |   |  | Urban White       | <b>\$48.99</b>         | <b>\$47.99</b>          |
|  | <b>ASPHALT PATCH Heavy-Commercial</b><br>(Quikrete...50#)         | Commercial Grade...No heating or mixing required...Used to repair potholes   | <b>Bag</b>        | <b>Pallet (63 Bag)</b> |                         |
|   |   |  | <b>\$26.99</b>    | <b>\$25.99</b>         |                         |
|   |   |  |                   |                        |                         |



**CAULK GUN**  
Standard...\$7.99 each  
Large...\$14.99 each



**SLIT FOAM ROLLER...\$15.99 each**

21355 TELEGRAPH ROAD  
SOUTHFIELD, MI 48033  
P: 248-356-8660  
www.mainslandscapesupply.com

# 1-888-89-MAINS

**WHAT MAKES PORCELAIN PAVERS BETTER?**



Low Maintenance



High Wear Rating



Freeze/Thaw Resistant



Slip Resistant



UV Resistant







Strong




Stain Resistant



Limited Warranty

| Porcelain Pavers  | Description  | Box (Pair)   | Full Crate   | 3+ Crates  |
|---|--|--|--|--|
|  <p><b>BETON ANTHRACITE PAVERS</b></p> | <p>Beton Anthracite Arterra Pavers feature deep charcoal hues in a subtle, elegant pattern. Offered with a matte finish, these porcelain pavers are perfect for projects both indoors and outdoors, and they are suitable for commercial and residential properties.</p>   | <p><b>\$9.49</b><br/>per SqFt</p>                        | <p><b>\$8.49</b><br/>per SqFt</p>  | <p><b>\$7.49</b><br/>per SqFt</p>  |
|   | <p>Size 24" x 24" x 2cm<br/>SqFt per Crate 224 SqFt</p>  | <p>\$75.92 /box</p>                                      | <p>\$1,901.76 /crate</p>   | <p>\$1,677.76 /crate</p>   |
|  <p><b>QUARZO GRAY PAVERS</b></p>      | <p>Quarzo Gray Arterra Pavers feature tonal variations reminiscent of natural quartz. These pavers offer the beauty of natural-looking stone with the benefits of porcelain. Install these beautiful pavers in busy kitchens and baths, around the pool and outdoor kitchen, common areas when you want a continuous flow of flooring from indoors to out.</p>               | <p><b>\$9.99</b><br/>per SqFt</p>                        | <p><b>\$8.99</b><br/>per SqFt</p>  | <p><b>\$7.99</b><br/>per SqFt</p>  |
|   | <p>Size 24" x 24" x 2cm<br/>SqFt per Crate 256 SqFt</p>  | <p>\$79.92 /box</p>                                      | <p>\$2,301.44 /crate</p>   | <p>\$2,045.44 /crate</p>   |
|  <p><b>QUARTZ WHITE PAVER</b></p>     | <p>Quartz White Arterra Pavers are a subtle blend of whites &amp; greys. Available in 24"x24", the elegant quartz-like appearance of these porcelain pavers adds to the overall aesthetic, while a low sheen and matte finish provide a contemporary look. These pavers are perfect for indoor &amp; outdoor use in residential &amp; commercial spaces.</p>                 | <p><b>\$11.99</b><br/>per SqFt</p>                       | <p><b>\$10.99</b><br/>per SqFt</p>   | <p><b>\$9.99</b><br/>per SqFt</p>  |
|   | <p>Size 24" x 24" x 2cm<br/>SqFt per Crate 256 SqFt</p>  | <p>\$95.92 /box</p>                                      | <p>\$2,813.44 /crate</p>   | <p>\$2,557.44 /crate</p>   |
|  <p><b>PRAIA CARRARA PAVERS</b></p>  | <p>Praia Carrara Arterra Pavers feature an authentic white marble look with subtle grey veining for a modern take on a timeless classic. Offered in an 24x24" oversized format with an elegant matte finish, this durable and low-maintenance porcelain paver is perfect for residential &amp; light commercial projects including patios, walkways, floors &amp; pools.</p> | <p><del>WAS...</del><br/><b>\$10.99</b><br/>per SqFt</p> | <p><del>NOW...</del><br/><b>\$7.99</b><br/>per SqFt<br/><b>CLEARANCE!!</b></p> | <p><del>NOW...</del><br/><b>\$7.99</b><br/>per SqFt<br/><b>CLEARANCE!!</b></p> |
|   | <p>Size 24" x 24" x 2cm<br/>SqFt per Crate 256 SqFt</p>  | <p>\$2,813.44 /crate</p>                                 | <p>\$2,045.44 /crate</p>   |  |

**DELIVERY ONLY...FULL-CRATES...PLEASE ALLOW 2-4 BUSINESS DAYS**



**Beton Blanco**  
\$8.49/SqFt...Crate  
\$7.49/SqFt...3+ Crates  
224 SqFt/Crate



**Beton Grey**  
\$8.49/SqFt...Crate  
\$7.49/SqFt...3+ Crates  
224 SqFt/Crate



**Fossil Snow**  
\$10.99/SqFt...Crate  
\$9.99/SqFt...3+ Crates  
240 SqFt/Crate



**Tiera Ivory**  
\$7.49/SqFt...Crate  
\$6.49/SqFt...3+ Crates  
256 SqFt/Crate



**True Bluestone**  
\$10.29/SqFt...Crate  
\$9.29/SqFt...3+ Crates  
240 SqFt/Crate



**Bluestone**  
\$10.29/SqFt...Crate  
\$9.29/SqFt...3+ Crates  
240 SqFt/Crate

4/1/2024

21355 TELEGRAPH ROAD  
SOUTHFIELD, MI 48033  
P: 248-356-8660  
www.mainslandscapesupply.com







**1-888-89-MAINS**

Prices subject to change without notice


All measurements are approximate, not actual

**THESE NATURAL STONE PAVERS ARE SAW-CUT FOR A FORMAL APPEARANCE & HAVE A UNIFORM THICKNESS FOR EASY INSTALL.**

**DELIVERY ONLY...FULL-CRATES...PLEASE ALLOW 2-4 BUSINESS DAYS**

| Cut Natural Stone Pavers  | Description   | Full Crate                 | 3+ Crates                  |
|---|---|----------------------------|----------------------------|
|    | Carribeau Blue Pavers feature an assortment of ocean-blue color tones with soft edges and corners. These pavers offer a classic, yet eye-catching look that is ideal for walkways, patios and pool areas.                   | <b>\$11.99</b><br>per SqFt | <b>\$10.99</b><br>per SqFt |
|   | Size Assorted Sizes...2cm<br>SqFt per Crate 120-180 SqFt  | varies                     | varies                     |
|    | DESCRIPTION COMING SOON   | <b>\$11.99</b><br>per SqFt | <b>\$10.99</b><br>per SqFt |
|   | Size Assorted Sizes...2cm<br>SqFt per Crate 120-180 SqFt  | varies                     | varies                     |
|    | DESCRIPTION COMING SOON   | <b>\$12.99</b><br>per SqFt | <b>\$11.99</b><br>per SqFt |
|   | Size Assorted Sizes...2cm<br>SqFt per Crate 120-180 SqFt  | varies                     | varies                     |
|   | Tuscany Porcini Tumbled Travertine pavers are stunning in color with rich creams and beiges with dark browns and grays. These pavers are available in a variety of sizes and are recommended for interior and exterior use. | <b>\$11.99</b><br>per SqFt | <b>\$10.99</b><br>per SqFt |
|   | Size 10-Kit...3cm<br>SqFt per Crate 160 SqFt  | \$1,918.40 /crate          | \$1,758.40 /crate          |
|  | DESCRIPTION COMING SOON   | <b>\$11.99</b><br>per SqFt | <b>\$10.99</b><br>per SqFt |
|   | Size 10-Kit...3cm<br>SqFt per Crate 160 SqFt  | \$1,918.40 /crate          | \$1,758.40 /crate          |
|  | Silver Travertine Pavers are a mixture of light and dark silver with beige and grey tones with significant movement throughout. These pavers are one of the most popular choices for paving materials.                      | <b>\$13.99</b><br>per SqFt | <b>\$12.99</b><br>per SqFt |
|   | Size 10-Kit...3cm<br>SqFt per Crate 160 SqFt  | \$2,238.40 /crate          | \$2,078.40 /crate          |

**GOT A SMALL JOB?? CHECKOUT OUR IN-STOCK DISCONTINUED COLORS:**



**Mountain Bluestone 10-Kit**  
was...\$13.99/SqFt  
**NOW...\$9.99/SqFt!!**  
160 SqFt/Crate



**White Mist 10-Kit**  
was...\$13.99/SqFt  
**NOW...\$9.99/SqFt!!**  
160 SqFt/Crate








**Cosmic "Black" 16x24**  
was...\$13.99/SqFt  
**NOW...\$9.99/SqFt!!**  
160 SqFt/Crate

4/1/2024



**THESE PEBBLES & FIREGLASS PRODUCTS ARE PERFECT FOR ENHANCING  
LANDSCAPES AND FOCAL POINTS.**

| Piedra Pebbles  |   | Description   | Per Bag   | 10+ Bags  |
|---|---|---|---|---|
|    | <b>BLACK POLISHED PEBBLES</b><br><br>.75"-1.25"           | These black beach pebbles are polished for a shiny-black color and smooth texture.<br>Bag Details..... 40#...55/Pallet<br>Weight per Pallet..... 2200 Pounds<br>Coverage per Bag @ 2"..... NA | <b>\$33.99</b><br>per Bag                         | <b>\$31.99</b><br>per Bag<br><br>\$1,759.45 /crate  |
|    | <b>RED POLISHED PEBBLES</b><br><br>1"-2"                  | These red beach pebbles are polished for a shiny-red color and smooth texture.<br>Bag Details..... 40#...55/Pallet<br>Weight per Pallet..... 2200 Pounds<br>Coverage per Bag @ 2"..... NA     | <b>\$33.99</b><br>per Bag                         | <b>\$31.99</b><br>per Bag<br><br>\$1,759.45 /crate  |
|    | <b>MULTI-COLOR POLISHED PEBBLES</b><br><br>.75"-1.25"     | These multi-color beach pebbles are polished for a shiny color and smooth texture.<br>Bag Details..... 20#...55/Pallet<br>Weight per Pallet..... 1100 Pounds<br>Coverage per Bag @ 2"..... NA | <b>\$33.99</b><br><b>SALE!!</b><br><b>\$26.99</b> | <b>\$31.99</b><br><b>SALE!!</b><br><b>\$24.99</b>   |
|   | <b>MULTI-COLOR NON-POLISHED PEBBLES</b><br><br>.75"-1.25" | These black beach pebbles are tumbled for a smooth texture.<br>Bag Details..... 30#...56/Pallet<br>Weight per Pallet..... 1680 Pounds<br>Coverage per Bag @ 2"..... NA                        | <b>\$14.99</b><br><b>SALE!!</b><br><b>\$11.99</b> | <b>\$12.99</b><br><b>SALE!!</b><br><b>\$9.99</b>    |
|  | <b>HIMALAYA WHITE PEBBLES</b><br><br>1"-2" or .75"-1.25"  | These white beach pebbles are tumbled for a matte-white color and smooth texture.<br>Bag Details..... 40#...55/Pallet<br>Weight per Pallet..... 2200 Pounds<br>Coverage per Bag @ 2"..... NA  | <b>\$33.99</b><br>per SqFt                        | <b>\$31.99</b><br>per SqFt<br><br>\$1,759.45 /crate |

| Quantum Fire Glass  |  | Description   | Per 20# Bag    | 5+ Bags        |
|---|--|---|----------------|----------------|
| <br>MARINE BLUE<br><br><br>SAPPHIRE BLUE<br><br><br>GALAXY BLACK | <br>COPPER BROWN<br><br><br>GLACIAL SILVER | These crushed glass stones are perfect for a many uses, including fireplace glass and fire pit glass, gardens, water features, aquariums, landscapes, and more. Does not emit any soot, ash, or harmful chemicals.<br><br>Bag Details..... 20#...120/Pallet<br>Size of Glass..... 1/2"<br>Weight per Pallet..... 2400 Pounds<br>Coverage per Bag @ 2"..... .75 SqFt | <b>\$49.99</b> | <b>\$47.99</b> |

4/15/2024

21355 TELEGRAPH ROAD  
SOUTHFIELD, MI 48033  
P: 248-356-8660  
www.mainslandscapesupply.com

**1-888-89-MAINS**

Prices subject to change without notice

All measurements are approximate, not actual



Anti-Microbial



Lifetime Residential,  
10 year Commercial  
Warranty



Drains Quickly



Looks Like  
Real Grass



Kid and Pet  
Friendly




Virtually No  
Maintenance

| Evergrass Turf |                                   | Description   | Custom Cut   | 1 - 2 Rolls  | 3+ Rolls   |
|----------------|-----------------------------------|---|--|--|--|
|                | <b>EMERALD GREEN TURF</b><br>76oz | The distinctive M Blade shape lets light filter through from multiple angles for authentically natural appearance.            | <b>10' x 15' Min</b><br><br><b>\$2.29</b><br><i>Per SqFt</i> | <b>\$1.95</b><br><i>Per SqFt</i><br>\$2,919.75 /Roll | <b>\$1.75</b><br><i>Per SqFt</i><br>\$2,627.78 /Roll |
|                |                                   | Blade Pile (Height): 40mm (1.57")   |  |  |  |
|                |                                   | Weight (Thickness): 76oz  |  |  |  |
|                |                                   | Size of Roll: 15' x 100'  |  |  |  |
|                | <b>SUMMER GOLD TURF</b><br>96oz   | Rapid drainage rate of 280 inches per hour, combination of field green and olive green, coupled with minimal shade variation. | <b>10' x 15' Min</b><br><br><b>\$2.29</b><br><i>Per SqFt</i> | <b>\$1.95</b><br><i>Per SqFt</i><br>\$2,919.75 /Roll | <b>\$1.75</b><br><i>Per SqFt</i><br>\$2,627.78 /Roll |
|                |                                   | Blade Pile (Height): 45mm (1.75")   |  |  |  |
|                |                                   | Weight (Thickness): 96oz  |  |  |  |
|                |                                   | Size of Roll: 15' x 100'  |  |  |  |


**DELIVERY ONLY...FULL-ROLLS...PLEASE ALLOW 2-4 BUSINESS DAYS**



**Emerald Green Turf**  
110oz...44mm (1.75")  
\$2.29/SqFt...1-2 Rolls  
\$2.09/SqFt...3+ Rolls  
1500 SqFt/Roll



**Putting Green Turf**  
78oz...16mm (.63")  
\$2.29/SqFt...1-2 Rolls  
\$2.09/SqFt...3+ Rolls  
1500 SqFt/Roll

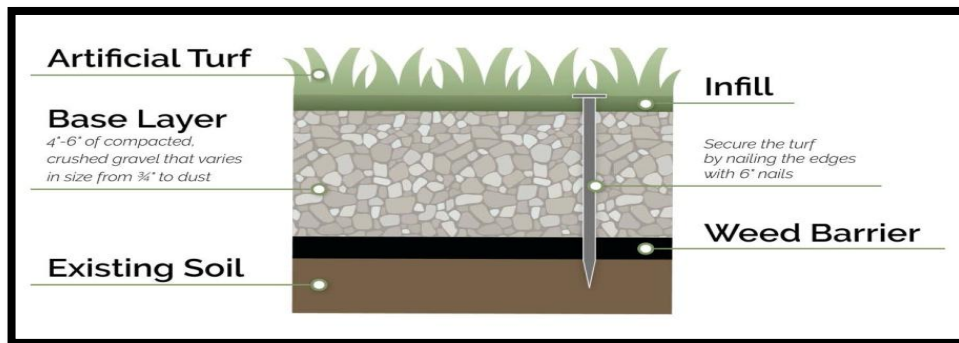


**Meadow Green Pet Turf**  
91oz...30mm (1.18")  
\$1.79/SqFt...1-2 Rolls  
\$1.59/SqFt...3+ Rolls  
1500 SqFt/Roll



**Viridian Turf**  
91oz...45mm (1.75")  
\$1.99/SqFt...1-2 Rolls  
\$1.79/SqFt...3+ Rolls  
1500 SqFt/Roll

**INSTALLATION INSTRUCTIONS:**



**DON'T FORGET  
YOUR  
ACCESSORIES!!**



**Green Wonderfill Sand**  
\$35.99/Bag...\$32.99/5+  
50# Bags...56/Crate



**6" Turf Tape**  
\$74.99/Roll  
6"x75'...6 Rolls/Case



**6" Staples**  
\$0.19 Each...\$79.99/Box  
6"...1000/Box



**6" Turf Nails**  
\$119.99/Box  
6"...50#/Box



**Landscape Fabric**  
Sizes & Prices Vary

4/1/2024

21355 TELEGRAPH ROAD  
SOUTHFIELD, MI 48033  
P: 248-356-8660  
www.mainslandscapesupply.com

**1-888-89-MAINS**

Prices subject to change without notice

All measurements are approximate



**STOCKED COLORS**



Champagne



Marble Grey




Chestnut



Onyx

**AS LOW AS**  
**\$4.99**  
/sqft

4/15/2024

| Product   | Sizes                      | Packaging  | Layer                       | Full Pallets                  | 5+ Pallets                    |
|---|----------------------------|--|-----------------------------|-------------------------------|-------------------------------|
| <br>60mm Thick | <b>Standard</b><br>4" x 8" | SqFt/Pallet..... 106 sqft (477 Full...18 Halves) | <b>\$70.43</b><br>per Layer | <b>\$550.14</b><br>per Pallet | <b>\$528.94</b><br>per Pallet |
|   |                            | SqFt/Layer..... 11.8 sqft (54 Bricks)            |                             |                               |                               |
|   |                            | Layers/Pallet... 9 Layers per pallet             | \$5.97 /SqFt                | \$5.19 /SqFt                  | \$4.99 /SqFt                  |
|   |                            | Pallet Weight...2900 Pounds                      |                             |                               |                               |

21355 TELEGRAPH ROAD  
SOUTHFIELD, MI 48033  
P: 248-356-8660  
www.mainslandscapesupply.com

**1-888-89-MAINS**

\*\*Special order colors: Full pallets only, delivery only, pre-paid only, allow 3-5 business days  
\*\*No returns Prices subject to change without notice

\*\*Straps/Layers & Fulls Pallets only  
\*\*Measurements are approximate, not actual

**STOCKED IN  
SOUTHFIELD**



**- TUMBLED PAVERS  
- OLD WORLD CHARM  
- RUSTIC STYLE**

**STOCKED COLORS**



Greyfield



Sandalwood



Timberwood



Onyx (6x9 Only)






**SPECIAL ORDER COLORS**



Silversand

**AS LOW AS  
\$5.09  
/sqft**

4/15/2024

| Product   | Sizes  | Packaging  | Layer                                       | Full Pallets                                  | 5+ Pallets                                    |
|---|--|--|---|---|---|
| <br><br><br><br><br>60mm Thick | <b>Square</b><br>6" x 6"<br><b>Small Rect</b><br>3" x 6" | SqFt/Pallet.....104 sqft (360 Sq, 144 Sml)<br>SqFt/Layer.....11.56 sqft (40 Sq, 16 Sml)<br>Layers/Pallet... 9 Layers per pallet<br>Pallet Weight...2925 Pounds | <b>\$70.33</b><br>per Layer<br>\$6.08 /SqFt | <b>\$550.16</b><br>per Pallet<br>\$5.29 /SqFt | <b>\$529.36</b><br>per Pallet<br>\$5.09 /SqFt |
|   | <b>Lrg Rect</b><br>6" x 9"                               | SqFt/Pallet.....105 sqft (288 Bricks)<br>SqFt/Layer.....11.67 sqft (32 Bricks)<br>Layers/Pallet... 9 Layers per pallet<br>Pallet Weight...2826 Pounds          | <b>\$70.99</b><br>per Layer<br>\$6.08 /SqFt | <b>\$555.45</b><br>per Pallet<br>\$5.29 /SqFt | <b>\$534.45</b><br>per Pallet<br>\$5.09 /SqFt |
|   | <b>Jumbo Sq</b><br>9" x 9"<br><i>(Special Order)</i>     | SqFt/Pallet.....98 sqft (180 Bricks)<br>SqFt/Layer.....10.9 sqft (20 Bricks)<br>Layers/Pallet... 9 Layers per pallet<br>Pallet Weight...2750 Pounds            | <b>\$66.31</b><br>per Layer<br>\$6.08 /SqFt | <b>\$518.42</b><br>per Pallet<br>\$5.29 /SqFt | <b>\$498.82</b><br>per Pallet<br>\$5.09 /SqFt |
|   | <b>Jumbo Rect</b><br>9" x 12"<br><i>(Special Order)</i>  | SqFt/Pallet.....104 sqft (144 Bricks)<br>SqFt/Layer.....11.56 sqft (16 Bricks)<br>Layers/Pallet... 9 Layers per pallet<br>Pallet Weight...2936 Pounds          | <b>\$70.33</b><br>per Layer<br>\$6.08 /SqFt | <b>\$550.16</b><br>per Pallet<br>\$5.29 /SqFt | <b>\$529.36</b><br>per Pallet<br>\$5.09 /SqFt |

21355 TELEGRAPH ROAD  
SOUTHFIELD, MI 48033

P: 248-356-8660

www.mainslandscapesupply.com

**1-888-89-MAINS**

\*\*Special order colors: Full pallets only, delivery only, pre-paid only, allow 3-5 business days

\*\*No returns

Prices subject to change without notice

\*\*Straps/Layers & Fulls Pallets only

\*\*Measurements are approximate, not actual

**STOCKED IN  
SOUTHFIELD**



- SMOOTH SURFACE
- CONTEMPORARY STYLE
- CLEAN EDGES

**STOCKED COLORS**



Champagne



Marble Grey



Milano



Onyx  
(8x16 & 12x24 Only)



Chestnut  
(8x16 Only)

**SPECIAL ORDER COLORS**



Cloudburst

**AS LOW AS**  
**\$6.19**  
/sqft

4/15/2024

| Product           | Sizes   | Packaging   | Layer  | Full Pallets  | 5+ Pallets  |   |
|-------------------|---|---|--|---|---|---|
| <p>60mm Thick</p> | <p><b>Lrg Rect</b><br/>16" x 24"<br/><b>Square</b><br/>16" x 16"<br/><b>Small Rect</b><br/>8" x 16"</p> | <p>SqFt/Pallet.....103.4 sqft (16 Lrg, 24 Sq, 24 Sml)</p> <p>SqFt/Layer..... 12.9 sqft (2 Lrg, 3 Sq, 3 Sml)</p> <p>Layers/Pallet... 8 Layers per pallet</p> <p>Pallet Weight... 2940 Pounds</p> | <p><b>\$94.80</b><br/>per Layer</p> <p>\$7.35 /SqFt</p>  | <p><b>\$660.73</b><br/>per Pallet</p> <p>\$6.39 /SqFt</p> | <p><b>\$640.05</b><br/>per Pallet</p> <p>\$6.19 /SqFt</p> |   |
|                   |   | <p><b>Small Rect</b><br/>8" x 16"</p>   | <p>SqFt/Pallet.....103.4 sqft (120 Sml Rect)</p> <p>SqFt/Layer..... 12.9 sqft (15 Sml)</p> <p>Layers/Pallet... 8 Layers per pallet</p> <p>Pallet Weight... 2912 Pounds</p> | <p><b>\$94.80</b><br/>per Layer</p> <p>\$7.35 /SqFt</p>   | <p><b>\$660.73</b><br/>per Pallet</p> <p>\$6.39 /SqFt</p> | <p><b>\$640.05</b><br/>per Pallet</p> <p>\$6.19 /SqFt</p> |
|                   |   | <p><b>Rectangle</b><br/>12" x 24"</p>   | <p>SqFt/Pallet..... 104.6 sqft (54 Rect)</p> <p>SqFt/Layer..... 11.6 sqft (6 Rect)</p> <p>Layers/Pallet... 9 Layers per pallet</p> <p>Pallet Weight... 3017 Pounds</p>     | <p><b>\$85.24</b><br/>per Layer</p> <p>\$7.35 /SqFt</p>   | <p><b>\$668.39</b><br/>per Pallet</p> <p>\$6.39 /SqFt</p> | <p><b>\$647.47</b><br/>per Pallet</p> <p>\$6.19 /SqFt</p> |

21355 TELEGRAPH ROAD  
SOUTHFIELD, MI 48033  
P: 248-356-8660  
www.mainslandscapesupply.com

**1-888-89-MAINS**

\*\*Special order colors: Full pallets only, delivery only, pre-paid only, allow 3-5 business days  
\*\*No returns Prices subject to change without notice

\*\*Straps/Layers & Fulls Pallets only  
\*\*Measurements are approximate, not actual

**STOCKED IN  
SOUTHFIELD**



**STOCKED COLORS**



Champagne



Marble Grey



Milano



Onyx  
(8x16 Only)



Chestnut  
(8x16 Only)

**SPECIAL ORDER COLORS**



Mackinaw

**AS LOW AS**  
**\$6.19**  
/sqft

4/15/2024

| Product           | Sizes   | Packaging  | Layer   | Full Pallets  | 5+ Pallets  |
|-------------------|---|--|---|---|---|
| <p>60mm Thick</p> | <p><b>Lrg Rect</b><br/>16" x 24"<br/><b>Square</b><br/>16" x 16"<br/><b>Small Rect</b><br/>8" x 16"</p> | <p>SqFt/Pallet..... 103.4 sqft (16 Lrg, 24 Sq, 24 Sml)</p> <p>SqFt/Layer..... 12.9 sqft (2 Lrg, 3 Sq, 3 Sml)</p> <p>Layers/Pallet... 8 Layers per pallet</p> <p>Pallet Weight... 2940 Pounds</p> | <p><b>\$94.80</b><br/>per Layer</p> <p>\$7.35 /SqFt</p> | <p><b>\$660.73</b><br/>per Pallet</p> <p>\$6.39 /SqFt</p> | <p><b>\$640.05</b><br/>per Pallet</p> <p>\$6.19 /SqFt</p> |
|                   |   | <p>SqFt/Pallet..... 103.4 sqft (120 Sml Rect)</p> <p>SqFt/Layer..... 12.9 sqft (15 Sml)</p> <p>Layers/Pallet... 8 Layers per pallet</p> <p>Pallet Weight... 2912 Pounds</p>                      | <p><b>\$94.80</b><br/>per Layer</p> <p>\$7.35 /SqFt</p> | <p><b>\$660.73</b><br/>per Pallet</p> <p>\$6.39 /SqFt</p> | <p><b>\$640.05</b><br/>per Pallet</p> <p>\$6.19 /SqFt</p> |
|                   |   | <p>SqFt/Pallet..... 103.4 sqft (40 Pieces)</p> <p>SqFt/Layer..... 12.9 sqft (5 Pieces)</p> <p>Layers/Pallet... 8 Layers per pallet</p> <p>Pallet Weight... 2952 Pounds</p>                       | <p><b>\$94.80</b><br/>per Layer</p> <p>\$7.35 /SqFt</p> | <p><b>\$660.73</b><br/>per Pallet</p> <p>\$6.39 /SqFt</p> | <p><b>\$640.05</b><br/>per Pallet</p> <p>\$6.19 /SqFt</p> |

21355 TELEGRAPH ROAD  
SOUTHFIELD, MI 48033  
P: 248-356-8660  
www.mainslandscapesupply.com

**1-888-89-MAINS**

\*\*Special order colors: Full pallets only, delivery only, pre-paid only, allow 3-5 business days  
\*\*No returns Prices subject to change without notice

\*\*Straps/Layers & Fulls Pallets only  
\*\*Measurements are approximate, not actual

**MAIN'S** OAKS PAVERS...SPECIAL ORDER...USA  
LANDSCAPE SUPPLY


**MOLINA SLAB (60mm)**



**\$6.29 /sqft**

3-Piece: 93 SqFt/Pallet  
6x12: 93 SqFt/Pallet  
12x24: 93 SqFt/Pallet  
24x24: 77.5 SqFt/Pallet

**NUEVA XL SLAB (60mm)**



**\$5.99 /sqft**

24x36: 116.3 SqFt/Pallet

**RIDGEFIELD PLUS (70mm)**



**\$5.29 /sqft**

3-Piece: 93 SqFt/Pallet  
8x12: 104 SqFt/Pallet

**RIDGEFIELD SMOOTH (70mm)**



**\$5.29 /sqft**

3-Piece: 93 SqFt/Pallet  
8x12: 104 SqFt/Pallet

**CASSINA COPING (70mm)**



**\$6.29 /each**

1-Piece: 78 Pieces/Pallet



**SPECIAL ORDER...  
ALLOW 3-5 DAYS**

THESE PAVERS ARE AVAILABLE FOR DELIVERY ONLY. ALL SPECIAL ORDERS MUST BE PRE-PAID, ARE NON-REFUNDABLE, COME IN FULL-PALLETS ONLY, AND ARE GENERALLY DELIVERED IN 3-5 BUSINESS DAYS.



21355 TELEGRAPH ROAD  
SOUTHFIELD, MI 48033  
P: 248-356-8660  
www.mainslandscapesupply.co

**1-888-89-MAINS**

\*Special order colors: Full pallets only, delivery only, pre-paid only, allow 3-5 business days  
\*\*No returns Prices subject to change without notice

\*\*Straps/Layers & Fulls Pallets only  
\*\*Measurements are approximate, not actual 4/1/2024

# MAIN'S OAKS PAVERS...SPECIAL ORDER...CANADA

LANDSCAPE SUPPLY

## NUEVA PAVER (80mm)



**\$7.99 /sqft**

Sml Rect: 77.5 SqFt/Pallet  
 3-Piece: 77.5 SqFt/Pallet  
 Lrg Rect: 83 SqFt/Pallet


## MOLINA (80mm)



**\$9.79 /sqft**

6x12: 69.8 SqFt/Pallet  
 12x24: 69.8 SqFt/Pallet  
 3-Piece: 69.8 SqFt/Pallet

## MONTEREY SLAB (60mm)



**\$7.49 /sqft**

Sml Rect: 103.4 SqFt/Pallet  
 Lrg Rect: 103.4 SqFt/Pallet  
 3-Piece: 103.4 SqFt/Pallet

## RIALTO PAVER (80mm)



**\$7.99 /sqft**

Sml Rect: 77.5 SqFt/Pallet  
 3-Piece: 77.5 SqFt/Pallet  
 Lrg Rect: 77.5 SqFt/Pallet

## ETERNA (100mm)



**\$13.99 /sqft**

100X300: 64 SqFt/Pallet  
 100X400: 57 SqFt/Pallet  
 200X600: 62 SqFt/Pallet  
 400X600: 64.6 SqFt/Pallet

## MARKET (80mm)



**\$10.49 /sqft**

1-Piece: 69.8 SqFt/Pallet


## VILLANOVA (80mm)



**\$7.69 /sqft**

Rect: 76.5 SqFt/Pallet  
 2-Piece: 76.5 SqFt/Pallet

## OASIS COPING (60mm)



**\$18.49 /each**

1-Piece: 36 Pieces/Pallet

21355 TELEGRAPH ROAD  
 SOUTHFIELD, MI 48033  
 P: 248-356-8660  
[www.mainslandscapesupply.co](http://www.mainslandscapesupply.co)

# 1-888-89-MAINS

\*Special order colors: Full pallets only, delivery only, pre-paid only, allow 3-5 business days  
 \*\*No returns Prices subject to change without notice

\*\*Straps/Layers & Fulls Pallets only  
 \*\*Measurements are approximate, not actual 4/1/2024





**STOCKED COLORS**



**Chartan**



**Greystone**



**Sandalwood**




**Onyx**

**SPECIAL ORDER COLORS**



**Champagne**

| Product   | Size                            | Packaging  | Each                       | Full Pallet                                    | 5+ Pallet                                      |
|---|---------------------------------|--|----------------------------|--|--|
|  | 4" x 12" x 8"<br><i>Nominal</i> | Units/ Pallet..... 100 pieces per pallet<br>Weight/ Piece..... Approx 28 pounds each<br>Pallet Weight..... 2800 Pounds<br>Exposed Face Area.... Modular (Varies) | <b>\$4.99</b><br>per piece | <b>\$4.79</b><br>per piece<br>\$479.00 /pallet | <b>\$4.69</b><br>per piece<br>\$469.00 /pallet |

Prices subject to change without notice

4/15/2024

21355 TELEGRAPH ROAD  
SOUTHFIELD, MI 48033  
P: 248-356-8660  
[www.mainslandscapesupply.com](http://www.mainslandscapesupply.com)

**1-888-89-MAINS**


\*Special order colors: Full pallets only, delivery only, pre-paid only, allow 3-5 business days

\*\*Measurements are approximate, not actual


**STOCKED IN  
SOUTHFIELD**




**STOCKED COLORS**




**Champagne**



**Marble Grey**



**Onyx**

| Product   | Size                            | Packaging   | Each                       | Full Pallet                                    | 5+ Pallet                                      |
|---|---------------------------------|---|----------------------------|--|--|
|  | 4" x 12" x 8"<br><i>Nominal</i> | Units/ Pallet..... 84 pieces per pallet<br>Weight/ Piece..... Approx 28 pounds each<br>Pallet Weight..... 2350 Pounds<br>Exposed Face Area.... Modular (Varies) | <b>\$4.99</b><br>per piece | <b>\$4.79</b><br>per piece<br>\$479.00 /pallet | <b>\$4.69</b><br>per piece<br>\$469.00 /pallet |

Prices subject to change without notice

4/15/2024

21355 TELEGRAPH ROAD  
SOUTHFIELD, MI 48033  
P: 248-356-8660  
[www.mainslandscapesupply.com](http://www.mainslandscapesupply.com)

**1-888-89-MAINS**

\*Special order colors: Full pallets only, delivery only, pre-paid only, allow 3-5 business days

\*\*Measurements are approximate, not actual

**STOCKED IN  
SOUTHFIELD**



**STOCKED COLORS**



**Champagne**



**Marble Grey**



**Sandalwood**

**SPECIAL ORDER COLORS**



**Desert**



**Timberwood**



**Mountain**



**Onyx**

| Product   | Size   | Packaging   | Each                        | Full Pallet                                     | 5+ Pallets                                    |
|---|--|---|-----------------------------|---|---|
|  | <i>Tapered Unit</i><br>8"Wx6"Tx12"D                          | Units/ Pallet..... 60 pieces per pallet<br>Weight/ Piece..... Approx 40 pounds each<br>Pallet Weight..... 2400 Pounds<br>Exposed Face Area.... 1/3 Sq Face Ft | <b>\$6.79</b><br>per piece  | <b>\$6.59</b><br>per piece<br>\$395.40 /pallet  | <b>\$6.49</b><br>/pallet<br>\$389.40 /pallet  |
|  | <i>Standard Unit</i><br>8"Wx6"Tx12"D<br><i>Special Order</i> | Units/ Pallet..... 60 pieces per pallet<br>Weight/ Piece..... Approx 46 pounds each<br>Pallet Weight..... 2760 Pounds<br>Exposed Face Area.... 1/3 Sq Face Ft | <b>\$6.79</b><br>per piece  | <b>\$6.59</b><br>per piece<br>\$395.40 /pallet  | <b>\$6.49</b><br>/pallet<br>\$389.40 /pallet  |
|  | <i>90° Corner</i><br>12"Wx6"Tx8"D                            | Units/ Pallet..... 48 pieces (24 Lft / 24 Rgt)<br>Weight/ Piece..... Approx 47 pounds each<br>Pallet Weight..... 2256 Pounds<br>Exposed Face Area.... Varies  | <b>\$18.19</b><br>per pair  | <b>\$17.99</b><br>per pair<br>\$431.76 /pallet  | <b>\$17.89</b><br>/pallet<br>\$429.36 /pallet |
|  | <i>2ft Coping</i><br>24"Wx3"Tx12"D<br><i>Special Order</i>   | Units/ Pallet..... 24 pieces per pallet<br>Weight/ Piece..... Approx 70 pounds each<br>Pallet Weight..... 1680 Pounds<br>Exposed Face Area.... 2 Linear Ft    | <b>\$12.09</b><br>per piece | <b>\$11.89</b><br>per piece<br>\$285.36 /pallet | <b>\$11.79</b><br>/pallet<br>\$282.96 /pallet |
|  | <i>1ft Coping</i><br>12"Wx3"Tx12"D                           | Units/ Pallet..... 72 pieces per pallet<br>Weight/ Piece..... Approx 35 pounds each<br>Pallet Weight..... 2520 Pounds<br>Exposed Face Area.... 1 Linear Ft    | <b>\$6.09</b><br>per piece  | <b>\$5.89</b><br>per piece<br>\$424.08 /pallet  | <b>\$5.79</b><br>/pallet<br>\$416.88 /pallet  |

4/11/2024

21355 TELEGRAPH ROAD  
SOUTHFIELD, MI 48033  
P: 248-356-8660  
www.mainslandscapesupply.com

**1-888-89-MAINS**

\*Special order colors: Full pallets only, delivery only, pre-paid only, allow 3-5 business days

\*\*Measurements are approximate, not actual

\*\*No returns

Prices subject to change without notice



**SPECIAL ORDER COLORS**



**Champagne**



**Marble Grey**








**Onyx (Coping Only)**



**Cloudburst**



**Milano**

| Product  | Size                               | Packaging   | Full Pallet  | 5+ Pallets  |   |
|--|------------------------------------|---|--|---|---|
| <br><b>16" Unit</b><br><br><b>20" Unit</b><br><br><b>20" End Unit</b><br><br><b>24" Unit</b> | 15.75"Wx5.91"Tx11.8"D<br>72 Pounds | <p><b>Layer Packaging</b></p> <p>SqFt per Layer..... 6.5 SqFt<br/>                     Linear Ft per Layer... 13.1 LinFt<br/>                     Pieces per Layer..... 2 of Each Size<br/>                     Weight per Layer..... 700 Pounds<br/>                     Layers per Pallet..... 4 Layers</p> | <p><b>Pallet Packaging</b></p> <p>SqFt per Pallet..... 26 SqFt<br/>                     Linear Ft per Pallet... 52.5 LinFt<br/>                     Pieces per Pallet..... 8 of Each Size<br/>                     Weight per Pallet..... 2832 Pounds</p>  | <p><b>\$17.49</b><br/>per SqFt<br/>\$454.74 /pallet</p>             |   |
|  | 19.7"Wx5.91"Tx11.8"D<br>85 Pounds  |   |  |   | <p><b>\$16.99</b><br/>per SqFt<br/>\$441.74 /pallet</p> |
|  | 19.7"Wx5.91"Tx11.8"D<br>97 Pounds  |   |  |   |   |
|  | 23.6"Wx5.91"Tx11.8"D<br>100 Pounds |   |  |   |   |
| <br><b>Coping Unit</b><br><b>Coping End</b>   | 23.6"Wx3"Tx13.4"D<br>78 Pounds     | <p><b>Layer Packaging</b></p> <p>SqFt per Layer..... 1.5 SqFt<br/>                     Linear Ft per Layer... 5.9 LinFt<br/>                     Pieces per Layer..... 2 Unit / 1 End<br/>                     Weight per Layer..... 234 Pounds<br/>                     Layers per Pallet..... 8 Layers</p>  | <p><b>Pallet Packaging</b></p> <p>SqFt per Pallet..... 12 SqFt<br/>                     Linear Ft per Pallet... 47.2 LinFt<br/>                     Pieces per Pallet..... 16 Unit / 8 End<br/>                     Weight per Pallet..... 1872 Pounds</p> | <p><b>Each</b><br/><b>\$11.49</b><br/>Each<br/>\$275.76 /pallet</p> |   |
|  |                                    |   | <p><b>Qty</b><br/><b>\$10.99</b><br/>Each<br/>\$263.76 /pallet</p>   |   |   |

4/15/2024

21355 TELEGRAPH ROAD  
SOUTHFIELD, MI 48033  
P: 248-356-8660  
www.mainslandscapesupply.com

**1-888-89-MAINS**

\*\*Special order colors: Full pallets only, delivery only, pre-paid only, allow 3-5 business days

\*\*Measurements are approximate, not actual

\*\*No returns Prices subject to change without notice



**SPECIAL ORDER COLORS**



**Champagne**



**Marble Grey**









**Onyx (Coping Only)**



**Cloudburst**



**Milano**

| Product  | Size                           | Packaging   | Full Pallet   | 5+ Pallets                                     |
|--|--------------------------------|---|---|--|
| <br><b>16" Unit</b>     | 15.75"Wx2.95"TxD<br>36 Pounds  | <b>Layer Packaging</b><br>SqFt per Layer..... 3.25 SqFt<br>Linear Ft per Layer... 13 LinFt<br>Pieces per Layer..... 2 of Each Size<br>Weight per Layer..... 700 Pounds<br>Layers per Pallet..... 6 Layers | <b>Pallet Packaging</b><br>SqFt per Pallet..... 19.5 SqFt<br>Linear Ft per Pallet... 78 LinFt<br>Pieces per Pallet..... 12 of Each Size<br>Weight per Pallet..... 2589 Pounds | <b>\$17.49</b><br>per SqFt<br>\$341.06 /pallet |
| <br><b>20" Unit</b>     | 19.7"Wx2.95"TxD<br>42.5 Pounds |   |   |  |
| <br><b>20" End Unit</b> | 19.7"Wx2.95"TxD<br>48.5 Pounds |   |   |  |
| <br><b>24" Unit</b>     | 23.6"Wx2.95"TxD<br>50 Pounds   |   |   |  |
| <br><b>Coping Unit</b>  | 23.6"Wx3"TxD<br>78 Pounds      | <b>Layer Packaging</b><br>SqFt per Layer..... 1.5 SqFt<br>Linear Ft per Layer... 5.9 LinFt<br>Pieces per Layer..... 2 Unit / 1 End<br>Weight per Layer..... 234 Pounds<br>Layers per Pallet..... 8 Layers | <b>Pallet Packaging</b><br>SqFt per Pallet..... 12 SqFt<br>Linear Ft per Pallet... 47.2 LinFt<br>Pieces per Pallet..... 16 Unit / 8 End<br>Weight per Pallet..... 1872 Pounds | <b>\$11.49</b><br>Each<br>\$275.76 /pallet     |
| <br><b>Coping End</b>   |                                |   |   | <b>\$10.99</b><br>Each<br>\$263.76 /pallet     |

4/15/2024

21355 TELEGRAPH ROAD  
SOUTHFIELD, MI 48033  
P: 248-356-8660  
www.mainslandscapesupply.com

**1-888-89-MAINS**

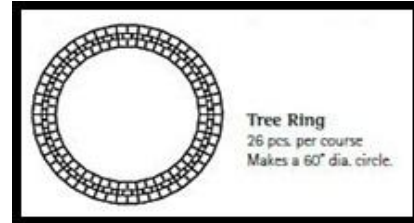
\*\*Special order colors: Full pallets only, delivery only, pre-paid only, allow 3-5 business days

\*\*Measurements are approximate, not actual

\*\*No returns

Prices subject to change without notice

**SPECIAL ORDER.  
MADE IN CANADA.  
ALLOW 15-30 DAYS.**



**SPECIAL ORDER COLORS**



**Chartan**



**Greystone**




**Sandstone**



**Onyx**

4/1/2024

| Product   | Size                                     | Packaging  | Each                       | Full Pallet                | 5+ Pallet                  |
|---|--|--|----------------------------|----------------------------|----------------------------|
|  | Standard Unit<br>7.25"Wx3.5"Tx<br>7.25"D | Units/ Pallet..... 180 pieces per pallet<br>Weight/ Piece..... Approx 12.2 pounds each<br>Pallet Weight..... 2196 Pounds<br>Exposed Face Area.... 1/6 Sq Face Ft | <b>\$3.79</b><br>per piece | <b>\$3.59</b><br>per piece | <b>\$3.49</b><br>per piece |
|   |  |  |                            | \$646.20 /pallet           | \$628.20 /pallet           |

Prices subject to change without notice

21355 TELEGRAPH ROAD  
SOUTHFIELD, MI 48033  
P: 248-356-8660  
www.mainslandscapesupply.com

**1-888-89-MAINS**

\*\*Special order colors: Full pallets only, delivery only, pre-paid only, allow 3-5 business days

\*\*Measurements are approximate, not actual

**SPECIAL ORDER.  
MADE IN CANADA.  
ALLOW 15-30 DAYS.**



**SPECIAL ORDER COLORS**




**Champagne**



**Marble Grey**



**Cloudburst**








**Milano**



**Twilight**

4/1/2024

| Product   | Size                            | Packaging   | Full Pallet  | 5+ Pallets                                     |
|---|---------------------------------|---|--|--|
| <br><b>660 Unit</b>    | 26"Wx4.3"Tx8.6"D<br>80 Pounds   | <u><b>Layer Packaging</b></u><br>SqFt per Layer..... 9.4 SqFt<br>Linear Ft per Layer... 26 LinFt<br>Pieces per Layer..... 4 of Each Size<br>Weight per Layer..... 961 Pounds<br>Layers per Pallet..... 3 Layers | <u><b>Pallet Packaging</b></u><br>SqFt per Pallet..... 28.1 SqFt<br>Linear Ft per Pallet... 78 LinFt<br>Pieces per Pallet..... 12 of Each Size<br>Weight per Pallet..... 2884 Pounds | <b>\$17.79</b><br>per SqFt<br>\$499.90 /pallet |
| <br><b>550 Unit</b>    | 21.6"Wx4.3"Tx8.6"D<br>67 Pounds |   |  |  |
| <br><b>440 Unit</b>    | 17.3"Wx4.3"Tx8.6"D<br>53 Pounds |   |  |  |
| <br><b>330 Unit</b>    | 13"Wx4.3"Tx8.6"D<br>40 Pounds   |   |  |  |
| <br><b>Linear Unit</b> | 17.3"Wx4.3"Tx8.6"D<br>53 Pounds | <u><b>Layer Packaging</b></u><br>SqFt per Layer..... 8.3 SqFt<br>Linear Ft per Layer... 23 LinFt<br>Pieces per Layer..... 16 Pieces<br>Weight per Layer..... 848 Pounds<br>Layers per Pallet..... 3 Layers      | <u><b>Pallet Packaging</b></u><br>SqFt per Pallet..... 25 SqFt<br>Linear Ft per Pallet... 69.3 LinFt<br>Pieces per Pallet..... 48 Pieces<br>Weight per Pallet..... 2544 Pounds       | <b>\$8.39</b><br>Each<br>\$402.72 /pallet      |
|   |                                 |   |  | <b>\$17.29</b><br>per SqFt<br>\$485.85 /pallet |

Prices subject to change without notice

21355 TELEGRAPH ROAD  
SOUTHFIELD, MI 48033  
P: 248-356-8660  
www.mainslandscapesupply.com

**1-888-89-MAINS**

\*\*Special order colors: Full pallets only, delivery only, pre-paid only, allow 3-5 business days

\*\*Measurements are approximate, not actual

\*\*No returns




**STOCKED COLORS**




**Champagne**



**Milano**



**Marble Grey**




**Onyx**

**SPECIAL ORDER COLORS**



**Cloudburst**

4/1/2024

| Product   | Size                                  | Packaging   | Each                            |
|---|---------------------------------------|---|---------------------------------|
|  | 42.25"Lx5.91"<br>Tx 15.75D<br>Nominal | Units/ Pallet..... 4 pieces per pallet<br>Weight/ Piece..... Approx 360 pounds each<br>Pallet Weight..... 1440 Pounds<br>Exposed Face Area.... Modular (Varies) | <b>\$99.99</b><br><br>per piece |

21355 TELEGRAPH ROAD  
SOUTHFIELD, MI 48033  
P: 248-356-8660  
[www.mainslandscapesupply.com](http://www.mainslandscapesupply.com)

**1-888-89-MAINS**

\*\*Special order colors: Full pallets only, delivery only, pre-paid only, allow 3-5 business days  
\*\*No returns Prices subject to change without notice

\*\*Measurements are approximate, not actual



**SPECIAL ORDER.  
MADE IN CANADA.  
ALLOW 15-30 DAYS.**



**SPECIAL ORDER COLORS**



**Chartan**




**Greystone**



**Onyx**

4/1/2024

| Product   | Size  | Packaging                                  | Each          | Full Pallet      | 5+ Pallets       |
|---|---|--|---------------|------------------|------------------|
|  | <b>15L" x 4"W"</b><br>x 6"T<br><br><i>Nominal</i> | Units/ Pallet..... 108 pieces per pallet   |               |                  |                  |
|   |   | Weight/ Piece..... Approx 27.3 pounds each | <b>\$6.49</b> | <b>\$6.39</b>    | <b>\$6.29</b>    |
|   |   | Pallet Weight..... 2946 Pounds             | per piece     | per piece        | per piece        |
|   |   | Exposed Face Area.... 1.22 Linear Ft       |               | \$690.12 /pallet | \$679.32 /pallet |
|   |   |  |               |                  |                  |

Prices subject to change without notice







21355 TELEGRAPH ROAD  
SOUTHFIELD, MI 48033  
P: 248-356-8660  
[www.mainslandscapesupply.com](http://www.mainslandscapesupply.com)

**1-888-89-MAINS**

\*\*Special order colors: Full pallets only, delivery only, pre-paid only, allow 3-5 business days

\*\*Measurements are approximate, not actual



| Picture   | Product               | Description  | Price   |
|---|-----------------------|--|---|
|    | <b>3 FOOT STEP</b>    | Size..... 36"Width x 7" Rise x 12" Tread<br>Weight..... 170#           | <b>\$69.99</b>                                      |
|    | <b>4 FOOT STEP</b>    | Size..... 48"Width x 7" Rise x 12" Tread<br>Weight..... 205# Each      | <b>\$89.99</b>                                      |
|    | <b>CUSTOM LENGTHS</b> | Size..... Custom...Special Order<br>Weight..... Custom...Special Order | <b>\$25 PER LINEAR FOOT</b><br><b>SPECIAL ORDER</b> |
|    | <b>2-STEP RISER</b>   | Used to build-up 2 steps   | <b>\$19.99</b><br>per Pair                          |
|  | <b>3-STEP RISER</b>   | Used to build-up 3 steps   | <b>\$29.99</b><br>per Pair                          |
|  | <b>SPLASH BLOCK</b>   | Size..... 3"H x 11"W x 30"L  | <b>\$18.99</b>                                      |

**CUSTOM SIZE STEPS AVAILABLE**





4/1/2024

21355 TELEGRAPH ROAD  
SOUTHFIELD, MI 48033  
P: 248-356-8660  
www.mainslandscapesupply.com

**1-888-89-MAINS**

Prices subject to change without notice

All measurements are approximate, not actual

| Picture   | Product  | Description   | Per Piece      | Full Pallet                            |
|---|--|---|----------------|--|
|    | <b>FLAGSTONE</b><br><b>PATTERN</b><br><b>24" x 24"</b>   | Size..... 24"W x 24"L x 1.75"H<br>SqFt per Stone..... 4 SqFt<br>Weight..... 75 Pounds<br>Units per Pallet..... 25 Stones<br>Weight per Pallet.... 1875 Pounds | <b>\$15.99</b> | <b>\$13.99</b><br><br>\$399.75 /pallet |
| <i>Available Colors: Natural Gray, Nightfall</i>                                    |  |   |                |  |
|    | <b>BASKETWEAVE</b><br><b>PATTERN</b><br><b>24" x 24"</b> | Size..... 24"W x 24"L x 1.75"H<br>SqFt per Stone..... 4 SqFt<br>Weight..... 75 Pounds<br>Units per Pallet..... 25 Stones<br>Weight per Pallet.... 1875 Pounds | <b>\$15.99</b> | <b>\$13.99</b><br><br>\$399.75 /pallet |
| <i>Available Colors: White</i>  |  |   |                |  |
|   | <b>STANDARD</b><br><b>PRESS</b><br><b>24" x 24"</b>      | Size..... 24"W x 24"L x 1.75"H<br>SqFt per Stone..... 4 SqFt<br>Weight..... 75 Pounds<br>Units per Pallet..... 25 Stones<br>Weight per Pallet.... 1725 Pounds | <b>\$15.99</b> | <b>\$13.99</b><br><br>\$399.75 /pallet |
| <i>Available Colors: Natural Gray, Charcoal, Red</i>                                |  |   |                |  |
|  | <b>SMOOTH</b><br><b>SURFACE</b><br><b>24" x 24"</b>      | Size..... 24"W x 24"L x 1.75"H<br>SqFt per Stone..... 4 SqFt<br>Weight..... 75 Pounds<br>Units per Pallet..... 25 Stones<br>Weight per Pallet.... 1875 Pounds | <b>\$15.99</b> | <b>\$13.99</b><br><br>\$399.75 /pallet |
| <i>Available Colors: Natural Gray, White</i>  |  |   |                |  |

**CLEARANCE!!!**








**16x16 STANDARD PRESS PATIO STONES...\$4.99 EACH!!!**



4/1/2024






21355 TELEGRAPH ROAD  
SOUTHFIELD, MI 48033  
P: 248-356-8660  
www.mainslandscapesupply.com


**1-888-89-MAINS**

| Picture  | Description  | Colors                                     | Each                     | Bundle (5)  |
|--|--|--|--------------------------|-------------|
| <br><b>20 Ft Length</b>   | Description..... Plastic, Smooth Side, Commercial<br>Length & Thickness..... 20' Long x 5 1/2" Tall<br>Available Colors..... Black<br>Stakes & Connectors per Piece..... 4 Stakes.....1 Connector<br>Extra Stakes & Connectors..... \$2.79/Stake.....\$2.79/Connector<br>60, 90, 120 & Kits (4 Stakes+Tube) \$7.99/Stake Kit...\$7.99/Corners<br><b>MORE DURABLE THAT THE BIG-BOX STORES!!</b> | Black                                      | \$18.99                  | \$17.99     |
|  |  | <i>Includes 4 Stakes &amp; 1 Connector</i> |                          |             |
| <br><b>8 Ft Length</b>    | Description..... PVC, L-Shaped, Commercial Grade<br>Length & Thickness..... 8' Long x 1.75" Tall<br>Available Colors..... Black<br>Stakes & Connectors per Piece..... 4 Spikes (10").....Connectors N/A<br>Extra Stakes & Connectors..... \$2.79 per Spike.....Connectors N/A<br><b>STRONGER THAN THE COMPETITION!!</b>  | Black                                      | \$21.99                  | \$20.99     |
|  |  | <i>Includes 4 Spikes</i>                   |                          |             |
| <br><b>8 Ft Length</b>    | Description..... Aluminum, Light Commercial Grade<br>Length & Thickness..... 8' Long x 4" Tall x 1/8" Thick<br>Available Colors..... Silver (mill), Black, Bronze, Green<br>Stakes & Connectors per Piece..... 3 Stakes.....Connectors N/A<br>Extra Stakes & Connectors..... \$2.99 per Stake.....Connectors N/A<br><b>GREAT FOR CURVED EDGES!!</b>  | Colors                                     | Each                     | Box (15)    |
|  |  | Silver                                     | \$25.99                  | \$24.99     |
|  |  | Black, Bronze, Green                       | \$29.99                  | \$28.99     |
|  |  |  | <i>Includes 3 Stakes</i> |             |
| <br><b>8 Ft Length</b>  | Description..... Aluminum, Commercial Grade<br>Length & Thickness..... 8' Long x 4" Tall x 1/8" Thick<br>Available Colors..... Silver (mill), Black, Bronze, Green<br>Stakes & Connectors per Piece..... 3 Stakes.....Connectors N/A<br>Extra Stakes & Connectors..... \$2.99 per Stake.....Connectors N/A<br><b>GREAT FOR STRAIGHT LINES!!</b>  | Colors                                     | Each                     | Box (15)    |
|  |  | Silver                                     | \$27.99                  | \$26.99     |
|  |  | Black, Bronze, Green                       | \$31.99                  | \$30.99     |
|  |  |  | <i>Includes 3 Stakes</i> |             |
| <br><b>10 Ft Length</b> | Description..... Steel, Commercial Grade<br>Length & Thickness..... 10' Long...4" Tall<br>Available Colors..... Green, Black, Brown (special order)<br>Stakes & Connectors per Piece..... 4 Stakes.....Connectors N/A<br>Extra Stakes & Connectors..... \$3.99 per Stake.....Connectors N/A<br><b>BEST STEEL EDGING ON THE MARKET!!</b>  | Thickness                                  | Each                     | Bundle (10) |
|  |  | 12 Gauge                                   | \$36.99                  | \$34.99     |
|  |  | 14 Gauge                                   | NA                       | \$33.99     |
|  |  | Spec.Order                                 |                          |             |
|  |  |  | <i>Includes 4 Stakes</i> |             |
| <br><b>16 Ft Length</b> | Description..... Steel, Commercial Grade<br>Length & Thickness..... 16' Long...4" Tall...1/8" or 3/16" Thick<br>Available Colors..... Green, Black, Brown (special order)<br>Stakes & Connectors per Piece..... 6 Stakes.....Connectors N/A<br>Extra Stakes & Connectors..... \$3.99 per Stake.....Connectors N/A<br><b>BEST STEEL EDGING ON THE MARKET!!</b>                                  | Thickness                                  | Each                     | Bundle (10) |
|  |  | 3/16" Thick                                | \$99.99                  | \$94.99     |
|  |  | 1/8" Thick                                 | NA                       | \$66.99     |
|  |  | Spec.Order                                 |                          |             |
|  |  |  | <i>Includes 6 Stakes</i> |             |
|                         | SPECIAL ORDER...16' Long x 5" Tall x 1/4" Thick (All Colors)   | Colors                                     | Each (7 Min.)            | Pallet (50) |
|  |  | ALL  | \$199.99                 | \$189.99    |

21355 TELEGRAPH ROAD  
 SOUTHFIELD, MI 48033  
 P: 248-356-8660  
 www.mainslandscapesupply.com

# 1-888-89-MAINS

| Product  | Blend  | Description   | Pound         | 25# Bag                       | 50# Bag                       |
|--|--|---|---------------|-------------------------------|-------------------------------|
|  <b>SUN &amp; SHADE MIX</b><br>(MDOT Class A) | 30% Kentucky Bluegrass 98/85<br>40% Creeping Red Fescue<br>30% Perennial Rye   | <b>Blended for Sunny &amp; Shady areas...Grows a dense turf that reduces weeds</b><br>Germination: 6-30 Days<br>Life Span: Indefinitely<br>Coverage per #: 175 sqft     | <b>\$4.39</b> | <b>\$93.99</b><br>\$3.76 /Lb  | <b>\$164.99</b><br>\$3.30 /Lb |
|  <b>SHADY MIX</b><br>(Geo-Pro)                | 10% Kentucky Blue 85/80<br>10% Chewings Fescue<br>20% Perennial Rye<br>30% Creeping Red Fescue<br>30% Kent Creeping Red Fescue | <b>Premium blend that offers excellent performance in Shady areas</b><br>Germination: 6-30 Days<br>Life Span: Indefinitely<br>Coverage per #: 175 sqft                  | <b>\$5.29</b> | <b>\$112.99</b><br>\$4.52 /Lb | <b>\$198.99</b><br>\$3.98 /Lb |
|  <b>SUNNY MIX</b><br>(Geo-Pro)                | 25% Kentucky Bluegrass 85/80<br>25% Baron Kentucky Bluegrass<br>25% Perennial Rye<br>25% Creeping Red Fescue                   | <b>Fine blade promotes a thick lawn...treated to protect against above-ground bugs</b><br>Germination: 6-30 Days<br>Life Span: Indefinitely<br>Coverage per #: 175 sqft | <b>\$4.39</b> | <b>\$93.99</b><br>\$3.76 /Lb  | <b>\$164.99</b><br>\$3.30 /Lb |
|  <b>CONTRACTOR MIX</b><br>(GreenPlus)         | 10% Kentucky Bluegrass 85/80<br>40% Creeping Red Fescue<br>40% Annual Rye<br>10% Perennial Rye                                 | <b>Sun-Shade...Deep-Rooted, Drought-Resistant...Low-maintenance for high-traffic</b><br>Germination: 6-30 Days<br>Life Span: Indefinitely<br>Coverage per #: 175 sqft   | <b>\$3.49</b> | <b>\$74.99</b><br>\$3.00 /Lb  | <b>\$130.99</b><br>\$2.62 /Lb |
|  <b>KENTUCKY (85/80)</b>                     | 100% Kentucky Bluegrass 85/80  | <b>Full Sun</b><br>Germination: 30 Days<br>Life Span: Indefinitely<br>Coverage per #: 175 sqft  | <b>\$4.09</b> | <b>\$86.99</b><br>\$3.48 /Lb  | <b>\$153.99</b><br>\$3.08 /Lb |
|  <b>CREEPING RED FESCUE</b>                 | 100% Creeping Red Fescue   | <b>Shade</b><br>Germination: 30 Days<br>Life Span: Indefinitely<br>Coverage per #: 175 sqft   | <b>\$4.69</b> | <b>\$99.99</b><br>\$4.00 /Lb  | <b>\$175.99</b><br>\$3.52 /Lb |
|  <b>PERENNIAL RYE</b>                       | 100% Perennial Rye   | <b>Partial Sun</b><br>Germination: 3-7 Days<br>Life Span: 3 Years<br>Coverage per #: 175 sqft   | <b>\$3.99</b> | <b>\$84.99</b><br>\$3.40 /Lb  | <b>\$149.99</b><br>\$3.00 /Lb |

| Product   | Size                                 | Per Piece     | Full Pallet (80 Pcs) |
|---|--------------------------------------|---------------|----------------------|
|  <b>SOD</b><br>(Ken. Blue Blend for Sunny Areas) | 5' x 2'<br>10 sqft/piece...80/pallet | <b>\$7.99</b> | <b>\$7.19</b>        |

**CHECK OUT OUR STRAW PRODUCTS & FERTILIZERS!**



Prices subject to change without notice

4/1/2024

21355 TELEGRAPH ROAD  
SOUTHFIELD, MI 48033  
P: 248-356-8660  
www.mainslandscapesupply.com

**1-888-89-MAINS**

| Picture   | Product  | Description   | Specifications  | Each           | 10+            |
|---|--|---|---|----------------|----------------|
|    | <b>STRAW BALE</b>  | Covering your grass seed with straw will help retain moisture, prevent erosion & washout, and protect your seed from birds.                 | 1ft x 2ft x 3ft Bale covers 400 sqft  | <b>\$12.99</b> | <b>\$11.99</b> |
|    | <b>EZ STRAW MULCH</b>                                      | An Easy-To-Use alternative to traditional straw bales. This Shredded Straw w/Tack has all the benefits of traditional Straw with less-mess. | 2.5 cubic Bale covers 500 sqft  | <b>\$15.99</b> | <b>\$13.99</b> |
|    | <b>EZ STRAW LAWN REPAIR</b><br><i>(Contains Seed)</i>      | A 4-Part Mixture of SUN/SHADE Grass Seed, Shredded Straw Mulch, Fertilizer & Tackifier that is used to repair lawn patches.                 | 11# Bale covers 200 sqft  | <b>\$23.99</b> | <b>\$20.99</b> |
|   |  |   | 28# Bale covers 600 sqft  | <b>\$44.99</b> | <b>\$41.99</b> |
|    | <b>STRAW BLANKET</b>                                       | Straw that is woven into a mess blanket to cover grass seed.  | EZ STRAW<br>4ft x 50ft (200 sqft)...Inc. 15 pegs  | <b>\$29.99</b> | <b>\$27.99</b> |
|   |  |   | SMB-8 COMMERCIAL<br>8 ft x 112.5 (900 sqft)   | <b>\$48.99</b> | <b>\$44.99</b> |
|   | <b>PREEN WEED PREVENTER</b>                                | A granular weed-preventer that can be sprinkled into your flower beds to help prevent weed seeds from germinating.                          | 16# Bag covers 2560 sqft  | <b>\$41.99</b> | <b>\$40.99</b> |
|   |  |   | 31# Bag covers 5000 sqft  | <b>\$59.99</b> | <b>\$58.99</b> |
|  | <b>MILORGANITE</b><br><b>6-4-0</b>                         | An All-Purpose, Slow-Release, Non-Burning Fertilizer that can be applied 4 times a year. Popular because it is "Goof-Proof."                | 32# Bag covers 2500 sqft  | <b>\$19.99</b> | <b>\$18.99</b> |
|  | <b>ALL PURPOSE</b><br><b>12-12-12</b>                      | Capital Brand All-Purpose Fertilizer that can be applied throughout the year...primarily used for Trees, Shrubs, and Gardens.               | 50# Bag covers 10,000 sqft  | <b>\$34.99</b> | <b>\$33.99</b> |
|   |  |   | 12% Nitrogen..... Healthy Green Foliage<br>12% Phosphorous.. Strong Roots & Blooms<br>12% Potassium..... Healthy Plant Growth |                |                |
|  | <b>CRABGRASS PREVENTER</b><br><b>19-0-4</b><br>w/DITHIOPYR | Capital Brand Pre-Emergent to be applied to lawns in EARLY SPRING for the prevention of crabgrass. Active Ingredient is Dithiopyr.          | 50# Bag covers 5,000 sqft   | <b>\$34.99</b> | <b>\$33.99</b> |
|   |  |   | 19% Nitrogen..... Healthy Green Foliage<br>0% Phosphorous.... Strong Roots & Blooms<br>4% Potassium..... Healthy Plant Growth |                |                |
|  | <b>WEED &amp; FEED</b><br><b>22-0-6</b><br>w/TRIMEC        | Capital Brand Weed & Feed to be applied in SPRING to eliminate broadleaf weeds like dandelions. Active Ingredient is Trimec.                | 40# Bag covers 10,000 sqft  | <b>\$34.99</b> | <b>\$33.99</b> |
|   |  |   | 22% Nitrogen..... Healthy Green Foliage<br>0% Phosphorous.... Strong Roots & Blooms<br>6% Potassium..... Healthy Plant Growth |                |                |

### WHAT DO THOSE FERTILIZER NUMBERS MEAN?

| NITROGEN %   | PHOSPHOROUS %  | POTASSIUM %  |
|--|--|--|
| NITROGEN PROMOTES HEALTHY FOLIAGE & BRIGHT GREEN COLOR | PHOSPHOROUS CREATES STRONG ROOT SYSTEMS & VIBRANT BLOOMS | POTASSIUM IS A VITAL NUTRIENT FOR OVERALL HEALTHY PLANT GROWTH |

21355 TELEGRAPH ROAD  
SOUTHFIELD, MI 48033  
P: 248-356-8660  
www.mainslandscapesupply.com

# 1-888-89-MAINS

| WEED FABRIC   |  | Description  | Sold Each              |                 |
|---|--|--|------------------------|-----------------|
|  <p>Weed Fabric<br/>(Pro-Steel Plus)</p> |  | 3' x 50'...Heavy Commercial  | <b>\$18.99</b>         |                 |
|   |  | 3' x 100'...Heavy Commercial   | <b>\$36.99</b>         |                 |
|   |  | 3' x 300'...Heavy Commercial   | <b>\$99.99</b>         |                 |
|   |  | 4' x 300'...Heavy Commercial   | <b>\$124.99</b>        |                 |
|   |  | 6' x 300'...Heavy Commercial   | <b>\$174.99</b>        |                 |
|   |  | 12' x 300'...Heavy Commercial  | <b>\$339.99</b>        |                 |
| GEO-GRID  |  | Description  | Sold Each              |                 |
|  <p>Strata-Grid (SGB-30)</p>             |  | 4' x 50'   | <b>\$69.99</b>         |                 |
|   |  | 6.25' x 144'   | <b>\$219.99</b>        |                 |
| CONSTRUCTION FENCE  |  | Description  | Each                   | Pallet (35)     |
|  <p>Silt Fence (#79369)</p>              |  | 2'(T) x 100'(L)...6' Spacing Stakes<br>Meets Oakland County Specs                | <b>\$59.99</b>         | <b>\$53.99</b>  |
| PINS, PEGS, & NAILS   |  | Description  | Each                   | Case            |
|   |  | Steel Stakes...Used for Edging<br>8" Length...200 Stakes per Case                | <b>\$2.99</b>          | <b>\$239.99</b> |
|   |  | Steel Staples...Used for Fabric<br>6" Length ...1000 Staples per Case            | <b>\$0.19</b>          | <b>\$79.99</b>  |
| WOODEN STAKES   |  | Description  | Each                   | Bundle          |
|   |  | Hardwood Tree Stakes-3 Ft...(25/Bundle)<br>2"(W) x 2"(D) x 3'(L)...25 per Bundle | <b>SPECIAL ORDER</b>   | <b>\$99.99</b>  |
|   |  | Hardwood Tree Stakes-4 Ft...(20/Bundle)<br>2"(W) x 2"(D) x 4'(L)...20 per Bundle | <b>\$6.49</b>          | <b>\$109.99</b> |
|   |  | Hardwood Tree Stakes-5 Ft...(15/Bundle)<br>2"(W) x 2"(D) x 5'(L)...15 per Bundle | <b>\$6.99</b>          | <b>\$89.99</b>  |
|   |  | Hardwood Tree Stakes-6 Ft...(12/Bundle)<br>2"(W) x 2"(D) x 6'(L)...12 per Bundle | <b>\$7.49</b>          | <b>\$77.99</b>  |
|   |  | Hardwood Tree Stakes-7 Ft...(12/Bundle)<br>2"(W) x 2"(D) x 7'(L)...12 per Bundle | <b>SPECIAL ORDER</b>   | <b>\$84.99</b>  |
| BURLAP  |  | Description  | Per Linear Yd          | Per Roll        |
|  <p>Burlap Rolls<br/>Untreated</p>     |  | 40"(W) X 100'(L)   | <i>Full Rolls Only</i> | <b>\$72.99</b>  |
|   |  | 40"(W) X 300'(L)   | <b>\$2.99</b>          | <b>\$199.99</b> |
|   |  | 60"(W) X 300'(L)   | <i>Full Rolls Only</i> | <b>\$289.99</b> |
|   |  | 72"(W) X 300'(L)   | <i>Full Rolls Only</i> | <b>\$319.99</b> |

Prices subject to change without notice

4/1/2024

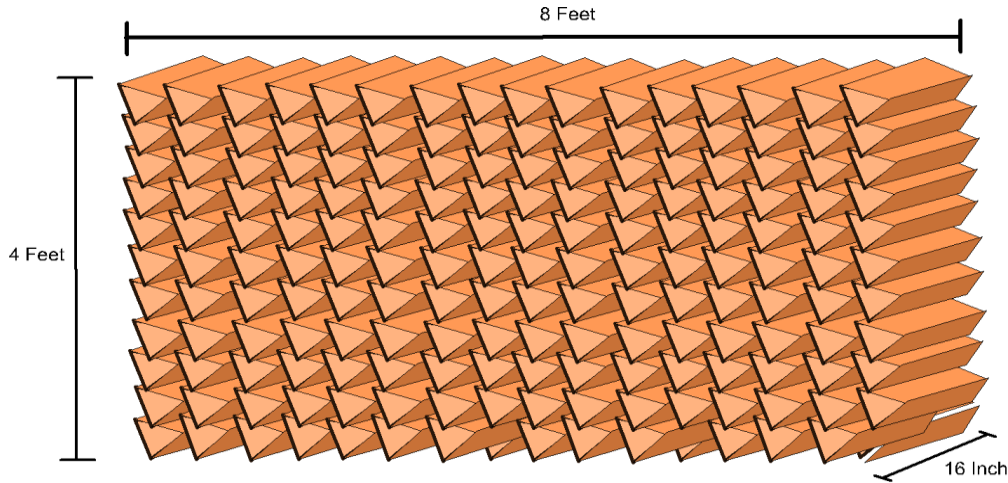
21355 TELEGRAPH ROAD  
SOUTHFIELD, MI 48033  
P: 248-356-8660

[www.mainslandscapesupply.com](http://www.mainslandscapesupply.com)


**1-888-89-MAINS**

**WHAT IS A FACE CORD?**

*A Face Cord consists of 16" Logs that are stacked approx. 4ft High x 8ft Wide.*



**\*\*ALL MEASUREMENTS ARE APPROXIMATE & WILL VARY DEPENDING ON THE LOG SPLITS\*\***

| Picture   | Product         | Description  | 1/8 FC                             | 1/4 FC                             | 1/2 FC                              | Face Cord                           |
|---|-----------------|--|------------------------------------|------------------------------------|-------------------------------------|-------------------------------------|
|  | <b>FIREWOOD</b> | Our Firewood is a mixture of hardwoods that is seasoned for 1 year. All logs are cut to approximately 16" lengths. | <b>\$44.00</b><br><i>2ft x 2ft</i> | <b>\$69.00</b><br><i>4ft x 2ft</i> | <b>\$119.00</b><br><i>4ft x 4ft</i> | <b>\$189.00</b><br><i>4ft x 8ft</i> |

**INDIVIDUAL LOGS**

Per Log...You Pick



**\$3.49 Each**

**KINDLING BUNDLES**

Kiln-Dried Pine Pallet Slats



**\$7.99/Bundle**

*Approximately 20-25 Slats/Bundle*

**DUMP DELIVERY AVAILABLE**  
**1 CORD MINIMUM...NO STACKING**

4/1/2024

21355 TELEGRAPH ROAD  
SOUTHFIELD, MI 48033  
P: 248-356-8660  
www.mainslandscapesupply.com

**1-888-89-MAINS**

Prices subject to change without notice

All measurements are approximate, not actual



**25% OFF ALL MOON VALLEY FURNITURE!!**

|                       | Number | Outdoor Furniture Description      | Dimensions & Weight         | MSRP    | SALE PRICE     |
|-----------------------|--------|------------------------------------|-----------------------------|---------|----------------|
| <b>TABLES</b>         | M-1000 | 56" Round Table (w/ attached)      | 88"L, 88"W, 30"H / 207 lbs. | \$1,979 | <b>\$1,484</b> |
|                       | M-600  | 6' Picnic Table                    | 72"L, 55"W, 31"H / 129 lbs. | \$1,119 | <b>\$839</b>   |
|                       | M-700  | 7' Picnic Table                    | 84"L, 55"W, 31"H / 158 lbs. | \$1,189 | <b>\$892</b>   |
|                       | M-800  | 8' Picnic Table                    | 96"L, 55"W, 31"H / 170 lbs. | \$1,259 | <b>\$944</b>   |
|                       | M-1800 | 25" End Table                      | 28"L, 18"W, 19"H / 23 lbs.  | \$259   | <b>\$194</b>   |
| <b>CHAIRS</b>         | M-1500 | Lawn Chair                         | 28"L, 31"W, 40"H / 36 lbs.  | \$369   | <b>\$277</b>   |
|                       | M-1700 | Lawn Chair Rocker                  | 28"L, 36"W, 40"H / 40 lbs.  | \$359   | <b>\$269</b>   |
|                       | M-1400 | Tete-a-Tete                        | 66"L, 25"W, 40"H / 75 lbs.  | \$649   | <b>\$487</b>   |
| <b>SWINGS</b>         | M-100  | 5' Lawn Swing                      | 89"L, 76"W, 69"H / 150 lbs. | \$959   | <b>\$719</b>   |
|                       | M-101  | 5' Swing (seat only)               | 64"L, 26"W, 48"H / 64 lbs.  | \$529   | <b>\$397</b>   |
|                       | M-102  | 5' Swing (frame only)              | 94"L, 74"W, 70"H / 48 lbs.  | \$529   | <b>\$397</b>   |
|                       | M-120  | Tete-a-Tete Swing                  | 89"L, 76"W, 69"H / 148 lbs. | \$989   | <b>\$742</b>   |
|                       | M-200  | Double Glider                      | 96"L, 96"W, 78"H / 307 lbs. | \$1,999 | <b>\$1,499</b> |
| <b>SWING CANOPIES</b> | M-103  | 5' Swing Canopy (w/hrdwr)          | 80"L, 50"W, 12"H / 16 lbs.  | \$419   | <b>\$314</b>   |
|                       | SP-22  | 5' Swing Canopy Only               |                             | \$369   | <b>\$277</b>   |
|                       | M-123  | Tete-a-Tete Swing Canopy (w/hrdwr) | 84"L, 50"W, 15"H / 17 lbs.  | \$479   | <b>\$359</b>   |
|                       | TT-25  | Tete-a-Tete Swing Canopy Only      |                             | \$409   | <b>\$307</b>   |
|                       | M-201  | Glider Canopy (w/hrdwr)            | 88"L, 64"W, 15"H / 20 lbs.  | \$629   | <b>\$472</b>   |
|                       | GP-18  | Glider Canopy Only                 |                             | \$559   | <b>\$419</b>   |



Picnic Table



56" Round Table



Lawn Swing



Lawn Chair



Tete-a-Tete



Tete-a-Tete Swing (w/Cnpy)



Double Glider (w/Cnpy)

Prices subject to change without notice

4/1/2024

**WE ARE THE LARGEST MOON VALLEY DEALER IN THE MIDWEST!!**



# MATERIAL DISPOSAL

(SOUTHFIELD LOCATION ONLY)



CUSTOMERS MAY DUMP THE FOLLOWING ITEMS

## IN OUR FILL-DIRT PILE

# \$25/YARD

CLEAN FILL DIRT

LEAVES

WOODCHIPS

SMALL ORGANIC MATERIALS

GRASS CLIPPINGS

GRAVEL

**\*\*ALL DUMPING CUSTOMERS MUST SCALE IN AND OUT...THERE IS A \$20 MINIMUM FOR ALL DUMPS...ALL DUMPS ARE SUBJECT TO INSPECTION...IT IS THE CUSTOMER'S RESPONSIBILITY TO SORT AND UNLOAD WASTE\*\***

CUSTOMERS MAY DUMP THE FOLLOWING ITEMS

## IN OUR DUMPSTER

# \$70/YARD

DEMOLITION MATERIALS

LARGE ROCKS & STONE

LOGS, STUMPS & STICKS

SOD & BRUSH & STRAW

PALLETS

TRASH, PLASTIC & DEBRIS

DIRT MIXED WITH DEBRIS

BRICK & BLOCK REMNANTS

SCRAP METAL

PLASTIC

**\*\*ALL DUMPING CUSTOMERS MUST SCALE IN AND OUT...THERE IS A \$50 MINIMUM FOR ALL DUMPS...ALL DUMPS ARE SUBJECT TO INSPECTION...IT IS THE CUSTOMER'S RESPONSIBILITY TO SORT AND UNLOAD WASTE\*\***

## THE FOLLOWING ITEM WILL NOT BE ACCEPTED!!

CONCRETE CHUNKS

TIRES

CHEMICALS

ASPHALT CHUNKS

PAINT

OILS & SOLVENTS

Prices subject to change without notice

**TERMS:**

\*\*1 YARD MINIMUM CHARGE ON ALL DUMPED MATERIALS

\*\*NO CHECKS...CASH OR CREDIT CARD ONLY

\*\*MAIN'S RESERVES THE RIGHT TO REFUSE ANY LOADS

All Coupons are for Retail Transactions Only. Coupons may not be combined with other offers, quantity discounts, or clearance pricing.

**SOUTHFIELD COUPONS**

**COUPON ON BULK MULCH** 

**\$5 OFF** Order of 10-14 yds  
**\$10 OFF** Order of 15-24 yds  
**\$15 OFF** Order of 25+ yds

retail customers only...cannot be combined with other offers or quantity discounts

**COUPON ON BULK TOPSOIL** 

ORDER A FULL-TRUCKLOAD OF SOIL & GET **\$5 OFF** YOUR ORDER!

7yds Sandy Loam...8yds Lawn Mix...10yds Compost...10yds Plant Mix

retail customers only...cannot be combined with other offers or quantity discounts

**COUPON ON DELIVERY** 

**\$10 OFF** Second "Consecutive" Delivery  
**\$5 OFF** Tues, Wed, Thurs Deliveries

retail customers only...cannot be combined with other offers or quantity discounts

**COUPON ON GRAVEL** 

**FREE** when we deliver driveway gravel  
 TAILGATE SPREAD \*Tailgate Spread is not "finished grading"

retail customers only...cannot be combined with other offers or quantity discounts

**COUPON ON DECO STONE** 

**5% OFF** When you order 5 Tons or more of Decorative Stones  
\*Materials Only

retail customers only...cannot be combined with other offers or quantity discounts

**COUPON ON BAGGED ITEMS** 

**BUY 10 BAGS & SAVE!!**  
**\$0.25 OFF...** Topsoil, Sand, Gravel  
**\$0.50 OFF...** Decorative Stone  
**\$1.00 OFF...** Medcan Pebbles, Pine Straw, Rubber Mulch, Lrg Peat Moss

retail customers only...cannot be combined with other offers or quantity discounts

**COUPON ON MOON VALLEY** 

**FREE DELIVERY** When you order 2 or More pieces of Moon Valley Furniture  
\*local or zone 1\*

retail customers only...cannot be combined with other offers or quantity discounts

**COUPON ON LAWN & GARDEN** 

**\$2 OFF** Preen, 31# Milorganite, 36#

retail customers only...cannot be combined with other offers or quantity discounts

**COUPON ON BOULDERS** 

**WAGON-FULL OF OVERSIZE \$25**  
You-Pick...Same Wait...Pickup Only

retail customers only...cannot be combined with other offers or quantity discounts

**COUPON ON DISPOSAL** 

GET **\$5 OFF PER TON** ON DISPOSAL FEES IF YOU BUY \$25 OF PRODUCT AT THE TIME OF DUMPING

retail customers only...cannot be combined with other offers or quantity discounts

**ROCHESTER COUPONS**

**COUPON FOR ROCHESTER YARD** 

**\$5 OFF** Order of 10-14 yds  
**\$10 OFF** Order of 15+ yds

**\$5 OFF DELIVERY** (tue/wed/thur)

retail customers only...cannot be combined with other offers or quantity discounts

**SOUTHFIELD LOCATION**

| DUMP DELIVERY |          | FORKLIFT DELIVERY |          |
|---------------|----------|-------------------|----------|
| LOCAL         | \$59.99  | LOCAL             | \$139.99 |
| ZONE 1        | \$69.99  | ZONE 1            | \$149.99 |
| ZONE 2        | \$79.99  | ZONE 2            | \$159.99 |
| ZONE 3        | \$99.99  | ZONE 3            | \$179.99 |
| ZONE 4        | \$119.99 | ZONE 4            | \$199.99 |
| ZONE 5        | \$149.99 | ZONE 5            | \$229.99 |

**\$25.00 CHARGE FOR DELIVERIES UNDER 3YDS (ZONES L-2) OR 5YDS (ZONES 3-5)...SUBJECT TO DISPATCHER APPROVAL**

**\$25.00 CHARGE FOR HAND-UNLOADS & SPLIT DELIVERIES...SUBJECT TO DISPATCHER APPROVAL**

**SAME DAY DUMP DELIVERY: ORDER BY 9AM...ZONES L & 1 ONLY...NOT GUARANTEED FROM APRIL 15TH THRU MAY 31ST**

**PLEASE READ "TRUCK SAMPLES & DELIVERY GUIDELINES" FOR FURTHER POLICIES REGARDING DELIVERIES**

|                              |                    |                    |              |                          |        |
|------------------------------|--------------------|--------------------|--------------|--------------------------|--------|
| ALLEN PARK                   | Zone 3             | FLATROCK           | Zone 5       | PONTIAC                  | Zone 3 |
| ANN ARBOR                    | Plz Call           | FRANKLIN           | Zone L       | REDFORD                  | Zone L |
| AUBURN HILLS                 | Zone 4             | FRASER             | Zone 4       | REDFORD TOWNSHIP         | Zone L |
| BELLEVILLE                   | Zone 4             | GARDEN CITY        | Zone 1       | RIVER ROUGE              | Zone 4 |
| BERKLEY                      | Zone 1             | GIBRALTER          | Zone 5       | RIVERVIEW                | Zone 5 |
| BEVERLY HILLS                | Zone L             | GREEN OAK TOWNSHIP | Zone 4       | ROCHESTER                | Zone 3 |
| BINGHAM FARMS                | Zone L             | GROSSE POINTE      | Zone 4       | ROCHESTER HILLS          | Zone 3 |
| BIRMINGHAM                   | Zone 1             | HAMBURG            | Zone 5       | ROCKWOOD                 | Zone 5 |
| BLOOMFIELD TWP & HILLS       | Zone 1             | HAMTRAMCK          | Zone 3       | ROMULUS                  | Zone 3 |
| BRIGHTON                     | Zone 4             | HARPER WOODS       | Zone 4       | ROSEVILLE                | Zone 4 |
| BROWNSTOWN                   | Zone 4             | HARTLAND           | Zone 5       | ROYAL OAK                | Zone 1 |
| CANTON                       |                    | HAZEL PARK         | Zone 2       | SALEM TOWNSHIP           | Zone 3 |
|                              | E of Canton Center | HIGHLAND           | Zone 5       | SHELBY TWP               | Zone 4 |
|                              | W of Canton Center | HIGHLAND PARK      | Zone 2       | SOUTH LYON               | Zone 4 |
| CENTERLINE                   | Zone 3             | HOWELL             | Zone 5       | SOUTHFIELD               | Zone L |
| CLARKSTON                    | Zone 4             | HUNTINGTON WOODS   | Zone 1       | SOUTHGATE                | Zone 4 |
| CLAWSON                      | Zone 2             | INKSTER            | Zone 2       | ST CLAIR SHORES          | Zone 4 |
| CLINTONVILLE                 | Zone 4             | KEEGO HARBOR       | Zone 2       | STERLING HEIGHTS         | Zone 4 |
| COMMERCE                     |                    | LAKE ANGELUS       | Zone 4       | SYLVAN LAKE              | Zone 2 |
| SE Oakley Prk & Sth Commerce | Zone 2             | LAKE ORION         | Zone 5       | TAYLOR                   | Zone 3 |
| NW Oakley Prk & Sth Commerce | Zone 3             | LATHRUP VILLAGE    | Zone L       | TRENTON                  | Zone 5 |
| DEARBORN                     | Zone 1             | LINCOLN PARK       | Zone 3       | TROY                     | Zone 2 |
| DEARBORN HEIGHTS             |                    | LIVONIA            | Zone 1       | UTICA                    | Zone 4 |
| NW Southfield & Mich Ave     | Zone 1             | MADISON HEIGHTS    | Zone 2       | WALLED LAKE              | Zone 2 |
| SE Southfield & Mich Ave     | Zone 2             | MELVINDALE         | Zone 3       | WARREN                   | Zone 3 |
| DETROIT                      |                    | MILFORD            | Zone 4       | WATERFORD                | Zone 3 |
| NW Evergreen & 6 Mile        | Zone L             | MT CLEMENS         | Zone 4       | WAYNE                    | Zone 2 |
| NW Woodward & Davison / I-96 | Zone 1             | NEW HUDSON         | Zone 3       | WEST BLOOMFIELD          |        |
| SW I-75 & Davison / I-96     | Zone 2             | NORTHVILLE         |              | S of Pontiac Trl/Long Lk | Zone 1 |
| E of I-75                    | Zone 3             |                    | E of Novi Rd | N of Pontiac Trl/Long Lk | Zone 2 |
| DRAYTON PLAINS               | Zone 4             |                    | W of Novi Rd | WESTLAND                 | Zone 2 |
| EASTPOINTE                   | Zone 4             | NOVI               |              | WHITE LAKE               | Zone 4 |
| ECORSE                       | Zone 4             |                    | E of Novi Rd | WHITMORE LAKE            | Zone 5 |
| FARMINGTON (CITY)            | Zone L             |                    | W of Novi Rd | WIXOM                    | Zone 3 |
| FARMINGTON HILLS             |                    | OAK PARK           | Zone 1       | WOLVERINE LAKE           | Zone 3 |
| SE Orchard Lake & 12 Mile    | Zone L             | ORCHARD LAKE       | Zone 2       | WOODHAVEN                | Zone 5 |
| NW Orchard Lake & 12 Mile    | Zone 1             | PLEASANT RIDGE     | Zone 1       | WYANDOTTE                | Zone 5 |
| FERNDALE                     | Zone 1             | PLYMOUTH           | Zone 2       | YPSILANTI                | Zone 5 |

**OUR FLEET IS DESIGNED TO FIT AT YOUR JOBSITE!**



Small Truck



Medium Truck



Large Truck



Extra Large Truck

**OUR FLEET IS DESIGNED TO FIT AT YOUR JOBSITE!! HERE ARE A FEW SAMPLES...**



**SMALL TRUCK (MULCH BODY)**

|                          |             |
|--------------------------|-------------|
| Wheel Width:             | 7 1/2 Feet  |
| Mirror/Tarp Width:       | 10 Feet     |
| Bumper to Bumper Length: | 24 Feet     |
| Truck Height:            | 8 Feet      |
| Dumping Height:          | 15 1/2 Feet |



**MEDIUM TRUCK (GRAVEL BODY)**

|                          |             |
|--------------------------|-------------|
| Wheel Width:             | 7 1/2 Feet  |
| Mirror/Tarp Width:       | 10 1/2 Feet |
| Bumper to Bumper Length: | 20 Feet     |
| Truck Height:            | 10 Feet     |
| Dumping Height:          | 14 1/2 Feet |



**LARGE TRUCK (LOW-SIDE BODY)**

|                          |             |
|--------------------------|-------------|
| Wheel Width:             | 8 Feet      |
| Mirror/Tarp Width:       | 10 Feet     |
| Bumper to Bumper Length: | 25 Feet     |
| Truck Height:            | 10 Feet     |
| Dumping Height:          | 18 1/2 Feet |



**LARGE TRUCK (MULCH BODY)**

|                          |             |
|--------------------------|-------------|
| Wheel Width:             | 8 Feet      |
| Mirror/Tarp Width:       | 10 1/2 Feet |
| Bumper to Bumper Length: | 25 1/2 Feet |
| Truck Height:            | 11 1/2 Feet |
| Dumping Height:          | 21 Feet     |



**EXTRA LARGE TRUCK (GRAVEL TRAIN)**

|                          |             |
|--------------------------|-------------|
| Wheel Width:             | 8 1/2 Feet  |
| Mirror/Tarp Width:       | 10 1/2 Feet |
| Bumper to Bumper Length: | 70-80 Feet  |
| Truck Height:            | 12-13 Feet  |
| Dumping Height:          | 25-30 Feet  |

**DUE TO OUR EXTREMELY HEAVY TRUCKS AND MATERIALS, THERE ARE INHERENT RISKS AND LIMITATIONS WHEN DELIVERING MATERIALS TO YOUR PROPERTY. PLEASE READ THE FOLLOWING TO PLAN FOR YOUR DELIVERY:**

**DAMAGE & LIABILITY:** MAIN'S IS NOT RESPONSIBLE FOR DAMAGE TO SIDEWALKS, DRIVEWAYS, SEPTICS, SPRINKLERS, GUTTERS, TREES, LAWNS, UNDERGROUND UTILITIES, AWNINGS, ETC.






**DELIVERY TIMELINE:** MAIN'S TRIES VERY HARD TO DELIVER MATERIALS WITHIN A SCHEDULED 2 HOUR WINDOW, HOWEVER WE DO NOT GUARANTEE DELIVERY TIMES. SAME DAY DELIVERY IS AVAILABLE IN MANY CASES, HOWEVER, WE HIGHLY RECOMMEND THAT YOU PLAN AHEAD AND HAVE YOUR ITEMS DELIVERED THE DAY BEFORE YOU PLAN TO INSTALL THEM.

**LEAVING PAVEMENT:** MAIN'S TRUCKS ARE NOT PERMITTED TO LEAVE PAVED AREAS. IN THE EVENT THAT A CUSTOMER REQUESTS THAT A PILE BE DUMPED OFF PAVEMENT, IT WILL BE AT THE DRIVER'S DISCRETION. IF THE DRIVER IS NOT ABLE TO MEET THE REQUEST, THE PRODUCT WILL BE DUMPED AS CLOSE TO THE REQUESTED AREA AS POSSIBLE OR RETURNED WITHOUT REFUND.

**TRUCK LIMITATIONS, MULTIPLE PRODUCTS AND MULTIPLE DELIVERIES:** MAIN'S CHARGES A DELIVERY FEE EVERY TIME THE TRUCK LEAVES OUR YARD. DUMP TRUCKS HAVE LIMITS ON HOW MUCH WEIGHT & VOLUME THEY CAN CARRY AND HOW MANY PRODUCTS THEY CAN CARRY WITHOUT EVERYTHING MIXING TOGETHER. MAIN'S EMPLOYEES HAVE DECADES OF EXPERTISE IN THIS INDUSTRY AND WILL DO EVERYTHING IN THEIR POWER TO KEEP YOUR DELIVERY COSTS TO A MINIMUM. WE UNDERSTAND THAT NOBODY LIKES PAYING DELIVERY CHARGES, HOWEVER, WE RECOMMEND BUDGETING FOR MULTIPLE DELIVERIES IF YOU HAVE SPACE CONSTRAINTS AT THE JOBSITE OR IF YOU ARE ORDERING LARGE VOLUMES AND/OR MULTIPLE PRODUCTS. WE WILL DO OUR BEST TO CONSOLIDATE YOUR ORDER INTO THE FEWEST AMOUNT OF LOADS AS POSSIBLE.

## ROCHESTER MULCH & SOIL PRICES

**ALL OF OUR PREMIUM MULCHES ARE TRIPLE-SHREDDED FOR A BEAUTIFUL TEXTURE. WE SOURCE OUR MULCHES FROM NORTHERN MICHIGAN LUMBER MILLS, SO THEY HAVE THE HIGHEST BARK CONTENT IN THE INDUSTRY, THE RICHEST COLORS AVAILABLE, AND DO NOT CONTAIN ANY CONSTRUCTION DEBRIS!**

| Picture   | Product   | Description   | Half-Yard | Sold by the Cubic Yard |
|---|---|---|-----------|------------------------|
|    | <b>PREMIUM HARDWOOD BARK</b><br>(Dark Nat. Brown) | DETROIT'S BEST SELLING MULCH! This dark brown mulch is 95% hardwood bark (not pulp) and is triple shredded & composted. It is the darkest, non-dyed mulch on the market. It's rich texture will be great for your flowerbeds!           | \$23.49   | <b>\$36.99</b>         |
|    | <b>PURE CEDAR MULCH</b><br>(Golden Blonde)        | This golden-blonde 100% cedar has a pleasant aroma and is used for decorative landscape applications. Cedar bark contains oils that help repel insects.   | \$25.99   | <b>\$41.99</b>         |
|    | <b>BROWN DECORATIVE MULCH</b><br>(Dark Walnut)    | <b>TOP SELLER!!</b> This WALNUT BROWN mulch is sourced from Northern Michigan Lumber Mills, so it doesn't contain any waste or construction debris. It is color-enhanced with a vibrant, long-lasting, eco-friendly dye.                | \$24.99   | <b>\$39.99</b>         |
|    | <b>BLACK DECORATIVE MULCH</b><br>(Dark Black)     | This DARK BLACK mulch is sourced from Northern Michigan Lumber Mills, so it doesn't contain any waste or construction debris. It is color-enhanced with a vibrant, long-lasting, eco-friendly dye.                                      | \$24.99   | <b>\$39.99</b>         |
|   | <b>RED DECORATIVE MULCH</b><br>(Bright Red)       | This BRIGHT RED mulch is sourced from Northern Michigan Lumber Mills, so it doesn't contain any waste or construction debris. It is color-enhanced with a vibrant, long-lasting, eco-friendly dye.                                      | \$24.99   | <b>\$39.99</b>         |
|  | <b>GARDEN MIX SOIL</b><br>(Black)                 | <b>BEST SELLER!!</b> This black, rich soil contains Peat, Compost & Topsoil and is best for flower beds, decorative planting beds, and vegetable gardens. Don't be fooled by imitators...our Garden Mix is the Richest soil in Detroit! | \$34.49   | <b>\$58.99</b>         |

### DELIVERY CHARGES

| Prices                   | Delivery Zones                   |
|--------------------------|----------------------------------|
| <b>LOCAL \$49.99</b>     | AUBURN HILLS                     |
| <b>ZONE 1 \$54.99</b>    | South of Walton     Zone 1       |
| <b>ZONE 2 \$59.99</b>    | North of Walton    Zone 2        |
| <b>ZONE 3 \$69.99</b>    | BLOOMFIELD HILLS     Zone 3      |
| <b>ZONE 4 \$74.99</b>    | CLINTON TOWNSHIP     Zone 4      |
| (3 Yd Min for Zones L-3) | LAKE ORION            Zone 4     |
| (5 Yd Min for Zones 4)   | MACOMB TOWNSHIP    Zone 4        |
|                          | OAKLAND TOWNSHIP                 |
|                          | South of Silver Bell   Zone 1    |
|                          | North of Silver Bell  Zone 2     |
|                          | ROCHESTER (CITY LIMITS)   Zone L |
|                          | ROCHESTER HILLS                  |
|                          | Within 3 Miles       Zone L      |
|                          | Everywhere Else     Zone 1       |
|                          | SHELBY TOWNSHIP                  |
|                          | West of Van Dyke Rd   Zone 1     |
|                          | East of Van Dyke Rd   Zone 2     |
|                          | STERLING HEIGHTS                 |
|                          | North of 18         Zone 2       |
|                          | South of 18         Zone 3       |
|                          | TROY                             |
|                          | North of Long Lake    Zone 1     |
|                          | South of Long Lake    Zone 2     |
|                          | UTICA                    Zone 2  |

**Main's delivers throughout all of South-East Michigan. Please ask for delivery pricing for other areas!!**

**COUPON FOR ROCHESTER YARD**

\$5 OFF Order of 10-14 yds  
\$10 OFF Order of 15+ yds

\$5 OFF DELIVERY (tue/wed/thur)

retail customers only...cannot be combined with other offers or quantity discounts

Prices subject to change without notice 4/1/2024

LOCATED AT BORDINE NURSERY  
NE CORNER OF ROCHESTER & HAMLIN  
1835 N. ROCHESTER RD, ROCHESTER HILLS, MI 4  
TOLL FREE: 1-888-89-MAINS TEL: 248-895-6701

# 248-895-6701

www.mainslandscapesupply.com