



RETAIL PRICE LIST

SPRING 2025

****ALL PRICES ARE SUBJECT TO CHANGE WITHOUT NOTICE THROUGHOUT THE SEASON****

2 LOCATIONS TO SERVE YOU!

SOUTHFIELD

OPEN YEAR-ROUND

21355 Telegraph Road

Southfield, MI 48033

Phone: 248-356-8660

Email: office@mainslandscapesupply.com

**WEST SIDE OF TELEGRAPH, N OF 8 MILE
(NEXT TO LEAR CORPORATION)**

ROCHESTER HILLS

2025 SEASON: OPEN APRIL 4th THRU JULY 18th

1835 Rochester Road

Rochester Hills, MI 48307

Phone: 248-895-6701

Email: office@mainslandscapesupply.com

**NORTH-EAST CORNER OF ROCHESTER & HAMLIN (IN
BORDINE NURSERY'S PARKING LOT)**

VISIT OUR WEBSITE!!

www.mainslandscapesupply.com

TABLE OF CONTENTS

	PAGE	TITLE
TERMS & DEL.	1	COVER PAGE
	2	TABLE OF CONTENTS
	3	CONDITIONS OF SALE
	4	TRUCK SAMPLES & DELIVERY GUIDE
	5	DELIVERY CHARGES (SOUTHFIELD)
	6	ROCHESTER MULCH EXPRESS PRICES
	7	COUPONS
BULK LANDSCAPE PRODUCTS	8	MULCH
	9	SOIL
	10	SAND
	11	GRAVEL
	12	DECORATIVE STONE (1)
	13	DECORATIVE STONE (2)
	14	DECORATIVE STONE (3)
	15	ATHLETIC TURF
	16	BOULDERS & COBBLESTONES
	17	FLAGSTONES & WALLSTONES
	18	LEDGEROCK & OUTCROPPINGS
LAWN, GARDEN, MISC	19	LANDSCAPE EDGING
	20	GRASS SEED & SOD
	21	STRAW & FERTILIZERS
	22	FABRICS, FENCING & STAKES
	23	NUCAST CONCRETE STEPS
	24	FIREWOOD
	25	MOON VALLEY RUSTIC FURNITURE
	26	MATERIAL DISPOSAL

	PAGE	TITLE
	27	PAVER ACCESSORIES
UNILOCK PAVERS	28	UNILOCK BEACON HILL SMOOTH 60mm
	29	UNILOCK BRISTOL VALLEY 60mm
	30	UNILOCK BRUSSELS PAVERS
	31	UNILOCK COPTHORNE PAVERS
	32	UNILOCK HOLLAND PREMIER PAVERS
	33	UNILOCK TREO SMOOTH 60mm
	34	UNILOCK PAVERS - FACTORY DIRECT (1)
	35	UNILOCK PAVERS - FACTORY DIRECT (2)
	36	UNILOCK PAVERS - FACTORY DIRECT (3)
UNILOCK WALLS	37	UNILOCK BRUSSELS DIMENSIONAL WALL
	38	UNILOCK PISA SMOOTH XL WALL
	39	UNILOCK PISA WALL
	40	UNILOCK WALLS - FACTORY DIRECT (1)
	41	UNILOCK WALLS - FACTORY DIRECT (2)
OAKS PAVERS	42	OAKS CLASSIC PAVERS
	43	OAKS COLONNADE PAVERS
	44	OAKS NUEVA SLAB 60mm
	45	OAKS RIALTO SLAB 60mm
OAKS RETAINING WALLS	46	OAKS LAREDO TUMBLED WALL
	47	OAKS LAREDO SMOOTH WALL
	48	OAKS ORTANA WALL
	49	OAKS NUEVA 150 WALL
	50	OAKS NUEVA 75 WALL - FACTORY DIRECT
	51	OAKS NUEVA STEPS & PILLARS
	52	OAKS PAVERS & WALLS-FACTORY DIRECT
	53	OAKS PAVERS & WALLS-FACTORY DIRECT
MSI PAVERS	54	MSI EVERGLASS REPAIR WALL STONE
	55	MSI EVERGLASS REPAIR WALL STONE
	56	MSI EVERGLASS REPAIR WALL STONE
	57	MSI EVERGLASS REPAIR WALL STONE

RETURN POLICY

- A SALES RECEIPT MUST ACCOMPANY ALL RETURNED ITEMS
- ALL RETURNS MUST BE MADE WITHIN 30 DAYS OF PURCHASE
- THERE IS A 25% RESTOCKING FEE ON ALL RETURNED ITEMS....MANAGER APPROVAL
- ALL RETURNS MUST BE APPROVED BY A MANAGER
- ABSOLUTELY NO RETURNS ON SPECIAL ORDER ITEMS, CLEARANCE ITEMS, BULK MATERIALS, SEED, SOD, & ICE MELT
- 3 DAY GRACE PERIOD ON BRICK RETURNS
- ALL PALLET MATERIAL RETURNS MUST BE RETURNED IN ITS ORIGINAL PACKAGING...IF YOU OPEN IT, YOU OWN IT
- ALL BRICK RETURNS MUST BE IN FULL STRAPS ONLY...YOU BREAK THE STRAP, YOU OWN IT
- SOME REFUNDS MAY BE ISSUED WITH STORE CREDIT
- ABSOLUTELY NO REFUNDS ON FACTORY DIRECT OR SPECIAL ORDER ITEMS

PAYMENT TRANSACTIONS

- WE ACCEPT CASH, CREDIT & DEBIT. DUE TO FRAUD, WE NO LONGER ACCEPT CHECKS.
- ALL PRICES ARE SUBJECT TO CHANGE WITHOUT NOTICE, AND FUEL SURCHARGES MAY BE APPLIED UNDER CERTAIN CIRCUMSTANCES.
- WE NO LONGER ACCEPT CODs. ALL DELIVERY ORDERS MUST BE PREPAID.
- THERE IS A \$35 PALLET DEPOSIT THAT IS REFUNDABLE WHEN PALLETS ARE RETURNED WITH A RECEIPT WITHIN 60 DAYS OF PURCHASE. IT IS THE CUSTOMER'S RESPONSIBILITY TO RETURN THE PALLETS. MAIN'S CAN PICKUP PALLETS FROM JOBSITES FOR A DELIVERY FEE.

SPECIAL ORDERS & NON-STOCKED ITEMS & SOD

- ALL SPECIAL ORDER AND NON-STOCKED ITEMS MUST BE PRE-PAID IN-FULL.
- ALL SOD ORDERS MUST BE PRE-PAID IN-FULL.
- SPECIAL ORDER ITEM, NON-STOCKED ITEMS & SOD ARE NON REFUNDABLE AND NON-RETURNABLE.

PICKUP & DELIVERY

- THERE WILL BE A \$5 CHARGE FOR ALL 1/2 YARD BULK LOADS PICKED UP AT OUR YARDS
- WHEN DELIVERING, MAIN'S IS NOT RESPONSIBLE FOR DAMAGE TO SIDEWALKS, DRIVEWAYS, SEPTICS FIELDS, SPRINKLERS, GUTTERS, OVERHANGS, TREES, ETC. IF THE TRUCK DOES NOT FIT OR MAY CAUSE DAMAGE, THE PRODUCT WILL BE DUMPED IN THE CLOSEST SPOT POSSIBLE.
- WHEN LOADING, MAIN'S IS NOT RESPONSIBLE FOR DAMAGE DONE TO THE INSIDE OF TRUCK/TRAILER BEDS, TAILGATES, OR VEHICLE AXLES. IT IS THE VEHICLE OWNER'S RESPONSIBILITY TO PROTECT THEIR BEDS, REMOVE THEIR TAILGATES, AND KNOW THEIR WEIGHT CAPACITIES.
- ALL LOADS LEAVING MAIN'S YARDS MUST BE TARPED...IT'S THE LAW
- MAIN'S IS NOT RESPONSIBLE FOR OVERAGES OR SHORTAGES OF MATERIAL. THE CUSTOMER IS RESPONSIBLE FOR TAKING CORRECT MEASUREMENTS AND CERTAIN PRODUCT COVERAGES MAY BE IMPACTED BY COMPACTION.
- MAIN'S TRIES VERY HARD TO DELIVER MATERIALS WITHIN A SCHEDULED 2 HOUR WINDOW, HOWEVER WE DO NOT GUARANTEE DELIVERY TIMES...PLEASE PLAN AHEAD & HAVE YOUR ITEMS DELIVERED THE DAY BEFORE YOU NEED THEM
- MAIN'S TRUCKS DO NOT LEAVE PAVED AREAS. ANY REQUESTS TO HAVE A TRUCK LEAVE A PAVED AREA WILL BE DRIVER DISCRETION AND AT THE RISK OF THE PROPERTY OWNER. DAMAGE & TOWING FEES WILL BE THE RESPONSIBILITY OF THE PROPERTY OWNER.
- MANY OF OUR MATERIALS ARE NATURAL PRODUCTS THAT CAN VARY FROM LOAD TO LOAD. MAIN'S IS NOT RESPONSIBLE FOR PRODUCT VARIATIONS. WE RECOMMEND THAT CUSTOMERS BUY THEIR PRODUCTS FROM THE SAME "BATCH" OR VISUALLY INSPECT/TAG ALL LOADS BEFORE DELIVERY.

CONTRACTOR PRE-PAY DISCOUNT TRANSACTIONS

- "OPEN CHECKS" & "ORDERS ON ACCOUNT" DO NOT CONSTITUTE PREPAYMENT...THERE IS A 3% CHARGE FOR CARDS
- PRE-PAYING FOR MATERIAL DOES NOT NECESSARILY GUARANTEE AVAILABILITY. TO GUARANTEE AVAILABILITY, CUSTOMER MUST TAKE POSSESSION OF THEIR OWN INVENTORY.

- NO STORE CREDITS OR REFUNDS ARE ALLOWED FOR UN-USED PRE-PAY MATERIAL...FOR INSTANCE, IF YOU PRE-PAY FOR SALT OR MULCH AND DO NOT USE ALL OF IT BY THE END OF THE SEASON, YOU WILL NOT RECEIVE A REFUND OR STORE CREDIT...HOWEVER, YOUR UN-USED MATERIAL BALANCE WILL REMAIN AVAILABLE FOR THE FOLLOWING SEASON.

OUR FLEET IS DESIGNED TO FIT AT YOUR JOBSITE!! HERE ARE A FEW SAMPLES...

**SMALL TRUCK (MULCH BODY)**

Wheel Width:	7 1/2 Feet
Mirror/Tarp Width:	10 Feet
Bumper to Bumper Length:	24 Feet
Truck Height:	8 Feet
Dumping Height:	15 1/2 Feet

**MEDIUM TRUCK (GRAVEL BODY)**

Wheel Width:	7 1/2 Feet
Mirror/Tarp Width:	10 1/2 Feet
Bumper to Bumper Length:	20 Feet
Truck Height:	10 Feet
Dumping Height:	14 1/2 Feet

**LARGE TRUCK (LOW-SIDE BODY)**

Wheel Width:	8 Feet
Mirror/Tarp Width:	10 Feet
Bumper to Bumper Length:	25 Feet
Truck Height:	10 Feet
Dumping Height:	18 1/2 Feet

**LARGE TRUCK (MULCH BODY)**

Wheel Width:	8 Feet
Mirror/Tarp Width:	10 1/2 Feet
Bumper to Bumper Length:	25 1/2 Feet
Truck Height:	11 1/2 Feet
Dumping Height:	21 Feet

**EXTRA LARGE TRUCK (GRAVEL TRAIN)**

Wheel Width:	8 1/2 Feet
Mirror/Tarp Width:	10 1/2 Feet
Bumper to Bumper Length:	70-80 Feet
Truck Height:	12-13 Feet
Dumping Height:	25-30 Feet

DUE TO OUR EXTREMELY HEAVY TRUCKS AND MATERIALS, THERE ARE INHERENT RISKS AND LIMITATIONS WHEN DELIVERING MATERIALS TO YOUR PROPERTY. PLEASE READ THE FOLLOWING TO PLAN FOR YOUR DELIVERY:

DAMAGE & LIABILITY: MAIN'S IS NOT RESPONSIBLE FOR DAMAGE TO SIDEWALKS, DRIVEWAYS, SEPTICS, SPRINKLERS, GUTTERS, TREES, LAWNS, UNDERGROUND UTILITIES, AWNINGS, ETC.

DELIVERY TIMELINE: MAIN'S TRIES VERY HARD TO DELIVER MATERIALS WITHIN A SCHEDULED 2 HOUR WINDOW, HOWEVER WE DO NOT GUARANTEE DELIVERY TIMES. SAME DAY DELIVERY IS AVAILABLE IN MANY CASES, HOWEVER, WE HIGHLY RECOMMEND THAT YOU PLAN AHEAD AND HAVE YOUR ITEMS DELIVERED THE DAY BEFORE YOU PLAN TO INSTALL THEM.

LEAVING PAVEMENT: MAIN'S TRUCKS ARE NOT PERMITTED TO LEAVE PAVED AREAS. IN THE EVENT THAT A CUSTOMER REQUESTS THAT A PILE BE DUMPED OFF PAVEMENT, IT WILL BE AT THE DRIVER'S DISCRETION. IF THE DRIVER IS NOT ABLE TO MEET THE REQUEST, THE PRODUCT WILL BE DUMPED AS CLOSE TO THE REQUESTED AREA AS POSSIBLE OR RETURNED WITHOUT REFUND.

TRUCK LIMITATIONS, MULTIPLE PRODUCTS AND MULTIPLE DELIVERIES: MAIN'S CHARGES A DELIVERY FEE EVERY TIME THE TRUCK LEAVES OUR YARD. DUMP TRUCKS HAVE LIMITS ON HOW MUCH WEIGHT & VOLUME THEY CAN CARRY AND HOW MANY PRODUCTS THEY CAN CARRY WITHOUT EVERYTHING MIXING TOGETHER. MAIN'S EMPLOYEES HAVE DECADES OF EXPERTISE IN THIS INDUSTRY AND WILL DO EVERYTHING IN THEIR POWER TO KEEP YOUR DELIVERY COSTS TO A MINIMUM. WE UNDERSTAND THAT NOBODY LIKES PAYING DELIVERY CHARGES, HOWEVER, WE RECOMMEND BUDGETING FOR MULTIPLE DELIVERIES IF YOU HAVE SPACE CONSTRAINTS AT THE JOBSITE OR IF YOU ARE ORDERING LARGE VOLUMES AND/OR MULTIPLE PRODUCTS. WE WILL DO OUR BEST TO CONSOLIDATE YOUR ORDER INTO THE FEWEST AMOUNT OF LOADS AS POSSIBLE.

SOUTHFIELD LOCATION

STANDARD DUMP		FORKLIFT		DECO STONE DUMP	
LOCAL	\$59.99	LOCAL	\$139.99	LOCAL	\$139.99
ZONE 1	\$69.99	ZONE 1	\$149.99	ZONE 1	\$139.99
ZONE 2	\$79.99	ZONE 2	\$159.99	ZONE 2	\$139.99
ZONE 3	\$99.99	ZONE 3	\$179.99	ZONE 3	\$139.99
ZONE 4	\$119.99	ZONE 4	\$199.99	ZONE 4	\$159.99
ZONE 5	\$149.99	ZONE 5	\$229.99	ZONE 5	\$159.99
3 YD MIN FOR L-3...5 YD MIN FOR 4-5		2 SKID MIN FOR L-3...4 SKID MIN FOR 4-5		2 TON MIN FOR L-3...5 TON MIN FOR 4-5	

DELIVERY SURCHARGES:

MINIMUM CHARGE...\$30
HAND UNLOAD CHARGE...\$30
SPLIT CHARGE...\$30

****SAME DAY DUMP DELIVERY AVAILABLE FOR MANY BULK PRODUCTS DELIVERED TO ZONES L & 1...ORDER BY 9AM...DISPATCHER DISCRETION. PLEASE READ "TRUCK SAMPLES & DELIVERY GUIDELINES" FOR FURTHER POLICIES REGARDING DELIVERIES****

ALLEN PARK	Zone 3	FLATROCK	Zone 5	PONTIAC	Zone 3
ANN ARBOR	Plz Call	FRANKLIN	Zone L	REDFORD	Zone L
AUBURN HILLS	Zone 4	FRASER	Zone 4	REDFORD TOWNSHIP	Zone L
BELLEVILLE	Zone 4	GARDEN CITY	Zone 1	RIVER ROUGE	Zone 4
BERKLEY	Zone 1	GIBRALTER	Zone 5	RIVERVIEW	Zone 5
BEVERLY HILLS	Zone L	GREEN OAK TOWNSHIP	Zone 4	ROCHESTER	Zone 3
BINGHAM FARMS	Zone L	GROSSE POINTE	Zone 4	ROCHESTER HILLS	Zone 3
BIRMINGHAM	Zone 1	HAMBURG	Zone 5	ROCKWOOD	Zone 5
BLOOMFIELD TWP & HILLS	Zone 1	HAMTRAMCK	Zone 3	ROMULUS	Zone 3
BRIGHTON	Zone 4	HARPER WOODS	Zone 4	ROSEVILLE	Zone 4
BROWNSTOWN	Zone 4	HARTLAND	Zone 5	ROYAL OAK	Zone 1
CANTON		HAZEL PARK	Zone 2	SALEM TOWNSHIP	Zone 3
E of Canton Center	Zone 3	HIGHLAND	Zone 5	SHELBY TWP	Zone 4
W of Canton Center	Zone 4	HIGHLAND PARK	Zone 2	SOUTH LYON	Zone 4
CENTERLINE	Zone 3	HOWELL	Zone 5	SOUTHFIELD	Zone L
CLARKSTON	Zone 4	HUNTINGTON WOODS	Zone 1	SOUTHGATE	Zone 4
CLAWSON	Zone 2	INKSTER	Zone 2	ST CLAIR SHORES	Zone 4
CLINTONVILLE	Zone 4	KEEGO HARBOR	Zone 2	STERLING HEIGHTS	Zone 4
COMMERCE		LAKE ANGELUS	Zone 4	SYLVAN LAKE	Zone 2
SE Oakley Prk & Sth Commerce	Zone 2	LAKE ORION	Zone 5	TAYLOR	Zone 3
NW Oakley Prk & Sth Commerce	Zone 3	LATHRUP VILLAGE	Zone L	TRENTON	Zone 5
DEARBORN	Zone 1	LINCOLN PARK	Zone 3	TROY	Zone 2
DEARBORN HEIGHTS		LIVONIA	Zone 1	UTICA	Zone 4
NW Southfield & Mich Ave	Zone 1	MADISON HEIGHTS	Zone 2	WALLED LAKE	Zone 2
SE Southfield & Mich Ave	Zone 2	MELVINDALE	Zone 3	WARREN	Zone 3
DETROIT		MILFORD	Zone 4	WATERFORD	Zone 3
NW Evergreen & 6 Mile	Zone L	MT CLEMENS	Zone 4	WAYNE	Zone 2
NW Woodward & Davison / I-96	Zone 1	NEW HUDSON	Zone 3	WEST BLOOMFIELD	
SW I-75 & Davison / I-96	Zone 2	NORTHVILLE		S of Pontiac Trl/Long Lk	Zone 1
E of I-75	Zone 3	E of Novi Rd	Zone 1	N of Pontiac Trl/Long Lk	Zone 2
DRAYTON PLAINS	Zone 4	W of Novi Rd	Zone 2	WESTLAND	Zone 2
EASTPOINTE	Zone 4	NOVI		WHITE LAKE	Zone 4
ECORSE	Zone 4	E of Novi Rd	Zone 1	WHITMORE LAKE	Zone 5
FARMINGTON (CITY)	Zone L	W of Novi Rd	Zone 2	WIXOM	Zone 3
FARMINGTON HILLS		OAK PARK	Zone 1	WOLVERINE LAKE	Zone 3
SE Orchard Lake & 12 Mile	Zone L	ORCHARD LAKE	Zone 2	WOODHAVEN	Zone 5
NW Orchard Lake & 12 Mile	Zone 1	PLEASANT RIDGE	Zone 1	WYANDOTTE	Zone 5
FERNDAL	Zone 1	PLYMOUTH	Zone 2	YPSILANTI	Zone 5

OUR FLEET IS DESIGNED TO FIT AT YOUR JOBSITE!



Small Truck



Medium Truck









Large Truck



Extra Large Truck

ROCHESTER MULCH & SOIL PRICES

ALL OF OUR PREMIUM MULCHES ARE TRIPLE-SHREDDED FOR A BEAUTIFUL TEXTURE. WE SOURCE OUR MULCHES FROM NORTHERN MICHIGAN LUMBER MILLS, SO THEY HAVE THE HIGHEST BARK CONTENT IN THE INDUSTRY, THE RICHEST COLORS AVAILABLE, AND DO NOT CONTAIN ANY CONSTRUCTION DEBRIS!

Picture	Product	Description	Half-Yard	Sold by the Cubic Yard
	PREMIUM HARDWOOD BARK (Dark Nat. Brown)	DETROIT'S BEST SELLING MULCH! This dark brown mulch is 95% hardwood bark (not pulp) and is triple shredded & composted. It is the darkest, non-dyed mulch on the market. It's rich texture will be great for your flowerbeds!	\$23.49	\$36.99
	PURE CEDAR MULCH (Golden Blonde)	This golden-blonde 100% cedar has a pleasant aroma and is used for decorative landscape applications. Cedar bark contains oils that help repel insects.	\$25.99	\$41.99
	BROWN DECORATIVE MULCH (Dark Walnut)	TOP SELLER!! This WALNUT BROWN mulch is sourced from Northern Michigan Lumber Mills, so it doesn't contain any waste or construction debris. It is color-enhanced with a vibrant, long-lasting, eco-friendly dye.	\$24.99	\$39.99
	BLACK DECORATIVE MULCH (Dark Black)	This DARK BLACK mulch is sourced from Northern Michigan Lumber Mills, so it doesn't contain any waste or construction debris. It is color-enhanced with a vibrant, long-lasting, eco-friendly dye.	\$24.99	\$39.99
	RED DECORATIVE MULCH (Bright Red)	This BRIGHT RED mulch is sourced from Northern Michigan Lumber Mills, so it doesn't contain any waste or construction debris. It is color-enhanced with a vibrant, long-lasting, eco-friendly dye.	\$24.99	\$39.99
	GARDEN MIX SOIL (Black)	BEST SELLER!! This black, rich soil contains Peat, Compost & Topsoil and is best for flower beds, decorative planting beds, and vegetable gardens. Don't be fooled by imitators...our Garden Mix is the Richest soil in Detroit!	\$35.99	\$61.99

DELIVERY CHARGES

Prices		Delivery Zones			
LOCAL	\$49.99	AUBURN HILLS			
ZONE 1	\$54.99	South of Walton	Zone 1	ROCHESTER HILLS	
ZONE 2	\$59.99	North of Walton	Zone 2	Within 3 Miles	Zone L
ZONE 3	\$69.99	BLOOMFIELD HILLS	Zone 3	Everywhere Else	Zone 1
ZONE 4	\$74.99	CLINTON TOWNSHIP	Zone 4	SHELBY TOWNSHIP	
(3 Yd Min for Zones L-3)		LAKE ORION	Zone 4	West of Van Dyke Rd	Zone 1
(5 Yd Min for Zones 4)		MACOMB TOWNSHIP	Zone 4	East of Van Dyke Rd	Zone 2
		OAKLAND TOWNSHIP		STERLING HEIGHTS	
		South of Silver Bell	Zone 1	North of 18	Zone 2
		North of Silver Bell	Zone 2	South of 18	Zone 3
		ROCHESTER (CITY LIMITS)	Zone L	TROY	
				North of Long Lake	Zone 1
				South of Long Lake	Zone 2
				UTICA	Zone 2

COUPON FOR ROCHESTER YARD

\$5 OFF Order of 10-14 yds
\$10 OFF Order of 15+ yds

\$5 OFF DELIVERY (tue/wed/thur)

retail customers only...cannot be combined with other offers or quantity discounts

**Main's delivers throughout all of South-East Michigan.
Please ask for delivery pricing for other areas!!**

Prices subject to change without notice 4/1/2025

NE CORNER OF ROCHESTER & HAMLIN
1835 N. ROCHESTER RD, ROCHESTER HILLS, MI 4
TOLL FREE: 1-888-89-MAINS TEL: 248-895-6701

248-895-6701

www.mainslandscapesupply.com

All Coupons are for Retail Transactions Only. Coupons may not be combined with other offers, quantity discounts, or clearance pricing.

SOUTHFIELD COUPONS

COUPON ON BULK MULCH



\$5 OFF Order of 10-14 yds
\$10 OFF Order of 15-24 yds
\$15 OFF Order of 25+ yds

retail customers only...cannot be combined with other offers or quantity discounts

COUPON ON BULK TOPSOIL



ORDER A FULL-TRUCKLOAD OF
SOIL & GET **\$5 OFF** YOUR ORDER!

7yds Sandy Loam...8yds Lawn Mix...10yds Compost...10yds Plant Mix

retail customers only...cannot be combined with other offers or quantity discounts

COUPON ON DELIVERY



\$10 OFF Second "Consecutive" Delivery
\$5 OFF Tues, Wed, Thurs Deliveries

retail customers only...cannot be combined with other offers or quantity discounts

COUPON ON GRAVEL



FREE when we deliver
driveway gravel
TAILGATE SPREAD

"Tailgate Spread" is not "driveway gravel"

retail customers only...cannot be combined with other offers or quantity discounts

COUPON ON DECO STONE



5% OFF When you order
5 Tons or more of
Decorative Stones

*Materials Only

retail customers only...cannot be combined with other offers or quantity discounts

COUPON ON BAGGED ITEMS



BUY 10 BAGS & SAVE!!

\$0.25 OFF... Topsoil, Sand, Gravel

\$0.50 OFF... Decorative Stone

\$1.00 OFF... Mexican Pebbles, Pine Straw

Medican Pebbles, Pine Straw
Rubber Mulch, Log Peat Moss

retail customers only...cannot be combined with other offers or quantity discounts

COUPON ON MOON VALLEY



FREE When you order
2 or More pieces of
Moon Valley Furniture

local or zone 1

retail customers only...cannot be combined with other offers or quantity discounts

COUPON ON LAWN & GARDEN



\$2 OFF Preen, 31#
Milorganite, 36#

retail customers only...cannot be combined with other offers or quantity discounts

ROCHESTER COUPONS

COUPON FOR ROCHESTER YARD











\$5 OFF Order of 10-14 yds
\$10 OFF Order of 15+ yds

\$5 OFF DELIVERY (tue/wed/thur)

retail customers only...cannot be combined with other offers or quantity discounts

ALL OF OUR PREMIUM MULCHES ARE TRIPLE-SHREDDED FOR A BEAUTIFUL TEXTURE. WE SOURCE OUR MULCHES FROM NORTHERN MICHIGAN LUMBER MILLS, SO THEY HAVE THE HIGHEST BARK CONTENT IN THE INDUSTRY, THE RICHEST COLORS AVAILABLE, AND DO NOT CONTAIN ANY CONSTRUCTION DEBRIS!

Picture	Product	Description	Half-Yard	Sold by the Cubic Yard	Direct
	PREMIUM HARDWOOD BARK	DETROIT'S BEST SELLING MULCH! This medium- brown mulch is 95% hardwood bark (not pulp)and is triple shredded & composted. It is one of the darkest, non-dyed mulch on the market. It's rich texture will be great for your flowerbeds!	\$23.49	\$36.99	<div>135-160yd Train</div> <div>\$22.99</div> <div>65-80yd Semi</div> <div>\$24.99</div>
2 Cubic Ft Bags...\$3.99 Each...\$3.79 for 10+					
	PURE CEDAR MULCH	This golden-blond 100% cedar has a pleasant aroma and is used for decorative landscape applications. Cedar bark contains natural oils that help repel insects.	\$25.99	\$41.99	<div>135-160yd Train</div> <div>\$26.99</div> <div>65-80yd Semi</div> <div>\$28.99</div>
2 Cubic Ft Bags...\$4.49 Each...\$4.29 for 10+					
	NORTHERN PINE MULCH	This beautifully blended Pine Mulch will enhance your gardens and do wonders for your acid-loving plants like Rhodies & Azaleas. It is a finely shredded flake & has a peachy-brown color. It will decompose quickly into the soil which will help add nutrients, prevent weeds, and retain moisture for your landscape beds.	\$28.49	\$46.99	<div>135-160yd Train</div> <div>\$31.99</div> <div>65-80yd Semi</div> <div>\$33.99</div>
2 Cubic Ft Bags...\$4.99 Each...\$4.79 for 10+					
	BARK FINES MULCH	NEW PRODUCT!! This dark-brown natural mulch is 100% hardwood bark sourced from Northern Michigan milles. It is very finely shredded and will break-down quickly...adding nutrients and texture to the soil below.	\$19.99	\$29.99	<div>135-160yd Train</div> <div>\$18.99</div> <div>65-80yd Semi</div> <div>\$20.99</div>
You-Bag...30 Gallon Bag (4 Cubic Ft)...\$8.00 Each					
	DECO COLORED MULCH	Our Deco Mulches are 100% hardwood pulp & bark that is sourced directly from Northern Michigan Lumber Mills, so it will not contain any waste or construction debris. It is colored with an eco-friendly dye to give it a vibrant, long-lasting color.	\$24.99	\$39.99	<div>135-160yd Train</div> <div>\$25.99</div> <div>65-80yd Semi</div> <div>\$27.99</div>
2 Cubic Ft Bags...\$4.49 Each...\$4.29 for 10+					
	CERTIFIED PLAYGROUND MULCH	This tan-color mulch has been shredded to provide a "spongy" base for under playground structures & wheelchair paths. This mulch is certified by the State of Michigan and the ADA.	\$23.99	\$37.99	<div>135-160yd Train</div> <div>\$23.99</div> <div>65-80yd Semi</div> <div>\$25.99</div>
2 Cubic Ft Bags...\$3.99 Each...\$3.79 for 10+					
	PINE NEEDLE STRAW (SLASH)	This long-lasting mulch brings an elegant touch of the South (think Augusta National Golf Club). Pine Straw does wonders for acid-loving plants like Rhodies & Azaleas!	COVERAGE PER BALE (approx) 60 sqft @ 2" 45 sqft @ 3" 30 sqft @ 4"		Sold in 2.5 CuFt Bale...48 Bales/Pallet Compressed Bales! <div> <div>\$21.99</div> <div>Per 2.5 CuFt Bale</div> </div> <div> <div>\$19.99</div> <div>Per Pallet (48 Bales)</div> </div>
2.5 CuFt Compressed Bales					
	GROUNDSMART RUBBER NUGGET MULCH	This recycled-tire mulch is 99.9% wire free and has a 10 year color-loss guarantee. It comes in 3/4" Nuggets and complies with ASTM & ADA standards for safety & wheelchair accessibility	Sold in 1.5 CuFt Bags...50 Bags/Pallet <div> <div>\$24.99</div> <div>Per 1.5 CuFt Bag</div> </div> <div> <div>\$22.99</div> <div>Per Pallet (50 Bags)</div> </div> <div> <div>\$1,099.99</div> <div>Per 75 CuFt Sack</div> </div>		
Black, Earthtone, Redwood, Blue					

21355 TELEGRAPH ROAD
SOUTHFIELD, MI 48033
P: 248-356-8660
www.mainslandscapesupply.com

1-888-89-MAINS

Prices subject to change without notice

Direct Ship pricing may vary depending on delivery location and accessibility for large trucks...Please call for a specific quote


All measurements are approximate

4/1/2025

IMPORTANT: **TEXTURE, CLUMPING, MOISTURE CONTENT & SOIL AVAILABILITY MAY BE IMPACTED BY WEATHER CONDITIONS. ALL SOILS ARE PROCESSED THROUGH 1/2" SCREENS TO MINIMIZE DEBRIS & PROVIDE SUPERIOR TEXTURE. THE SCREENING PROCESS, HOWEVER, DOES NOT ELIMINATE WEED SEEDS. WE HAVE NO CONTROL OVER WEEDS THAT MAY GROW FROM THE SOILS.**

Picture	Product	Description	Half-Yard	Sold by the Cubic Yard	Direct
	COMMERCIAL TOPSOIL (Brown)	This brown construction-grade soil is best for building up foundations, filling in holes, grading slopes, building berms & general construction projects. It is sand-clay based.	\$22.99	\$35.99 GREAT FOR CONSTRUCTION PROJECTS & FILL!!	<i>Non-Residential</i> 45yd Train \$26.99 25yd Semi \$30.59
	LAWN MIX SOIL (Medium Brown)	This medium-brown soil is a popular "Golf Course Blend" of Topsoil, Compost & Sand. It's perfect for grading & seeding lawns...firm enough to hold up to erosion and rich enough to add nutrients to new grass seed.	\$27.99	\$45.99 DON'T FORGET YOUR GRASS SEED, STRAW & FERTILIZER!	<i>Non-Residential</i> 50yd Train \$34.99 28yd Semi \$39.09
	COMPOST SOIL (Dark Brown)	This dark-brown soil is a nutrient-rich amendment for planting beds. It contains recycled organic materials that have been composted for 1-2 years. ATTN: Compost WILL contain small pieces of plastic, glass, paper & organics.	\$25.99	\$41.99 ORGANIC GARDNERS LOVE OUR COMPOST!!	<i>Non-Residential</i> 60yd Train \$31.99 32yd Semi \$35.69
	GARDEN MIX SOIL (Black)	BEST SELLER!! This black, rich soil contains Peat, Compost & Topsoil and is best for flower beds, decorative planting beds, and vegetable gardens. Don't be fooled by imitators...our Garden Mix is the Richest soil in Detroit!	\$35.99	\$61.99 THIS IS DETROIT'S RICHEST GARDEN SOIL!!	<i>Non-Residential</i> 60yd Train \$46.99 32yd Semi \$52.69
 <i>*Unscreened*</i>	UNSCREENED FILL DIRT (DEEP FILL)	This is an unscreened blend of scraps from our yard. This product contains sticks, stones, mulch, etc., and should only be used for filling deep holes. CUSTOMER MUST INSPECT before purchase.	NA	PRICE VARIES DEEP-FILL FOR POOLS & BASEMENTS...5YD MINIMUM	<i>Non-Residential</i> 50yd Train PRICE VARIES 28yd Semi PRICE VARIES

**CALL FOR DISCOUNTS ON GRAVEL TRAINS LOADS
THROUGHOUT METRO-DETROIT!**





"MAIN'S" BAGGED SOILS	"CANADIAN PREMIER" SPHAGNUM PEAT MOSS								
 <p>.5 CuFt (54 Bags = 1Yd)</p> <table> <tr><td>Commercial Soil</td><td>\$2.99/Bag</td></tr> <tr><td>Lawn Mix</td><td>\$3.49/Bag</td></tr> <tr><td>Compost Soil</td><td>\$3.49/Bag</td></tr> <tr><td>Garden Mix</td><td>\$4.49/Bag</td></tr> </table> <p>\$0.20/Bag Off Full Pallets (45 Bags)</p>	Commercial Soil	\$2.99/Bag	Lawn Mix	\$3.49/Bag	Compost Soil	\$3.49/Bag	Garden Mix	\$4.49/Bag	 <p>3.8 cubic ft...30/Pallet</p> <p>\$37.99/Bale <i>"Compressed"</i></p> <p>\$3/Bale Off Full Pallets (30 Bales)</p>
Commercial Soil	\$2.99/Bag								
Lawn Mix	\$3.49/Bag								
Compost Soil	\$3.49/Bag								
Garden Mix	\$4.49/Bag								
<p>21355 TELEGRAPH ROAD SOUTHFIELD, MI 48033 P: 248-356-8660 www.mainslandscapesupply.com</p>	<p>1-888-89-MAINS</p>								

Prices subject to change without notice

*Direct Ship pricing may vary depending on delivery location and accessibility for large trucks...Please call for a specific quote



All measurements are approximate

5/28/2025

Picture	Product	Description	Half-Yard	Per Cubic Yard	Direct/Ton
	MASON SAND	Description Dry Screened	\$24.49	\$38.99	<i>Non-Residential</i>
		Weight 2600#			50 Ton Train
		Coverage @ 3" 100 sqft			\$24.59
		Color Tan			28 Ton Semi
		Popular Usage Grout / Sand Boxes/ Beaches			\$25.49
	SLAG SAND (30A)	Description Gritty / Compactable	\$54.99	\$99.99	<i>Non-Residential</i>
		Weight 2600#			50 Ton Train
		Coverage @ 3" 100 sqft			\$59.22
		Color Grey			28 Ton Semi
		Popular Usage Paver Base / Walkways			\$65.38
	SHARP SAND (2NS)	Description Heavy Grit	\$30.99	\$51.99	<i>Non-Residential</i>
		Weight 2600#			50 Ton Train
		Coverage @ 3" 100 sqft			\$30.79
		Color Tan w/ Pebbles			28 Ton Semi
		Popular Usage Paver Base /Grout / Beach / Drains			\$33.99
	FILL SAND (CLASS II)	Description Sand w/ some Stone	\$20.99	\$31.99	<i>Non-Residential</i>
		Weight 2600#			50 Ton Train
		Coverage @ 3" 100 sqft			\$20.18
		Color Tan			28 Ton Semi
		Popular Usage Under Concrete/ Filling Holes			\$20.92

CONSTRUCTION SAND BAG (.5 CubicFt): \$6.99 per Bag...\$5.99 for Full Pallet (60 Bags)

SPECIALTY SAND

Picture	Product	Description	5-10 Tons...Single Axle	Direct/Ton
	SIGNATURE BUNKER SAND (#500)	Description Fine / Soft / Round Grains	\$164.99	<i>Non-Residential</i>
		Weight 2600#		50 Ton Train
		Coverage @ 3" 100 sqft		\$127.04
		Color Off-White		28 Ton Semi
		Popular Usage Golf Courses/ Sand Boxes/ Beaches		\$140.24
	SIGNATURE BUNKER SAND (#900)	Description Fine / Soft / Angular Grains	\$194.99	<i>Non-Residential</i>
		Weight 2600#		50 Ton Train
		Coverage @ 3" 100 sqft		\$150.14
		Color Off-White		28 Ton Semi
		Popular Usage Golf Courses/ Sand Boxes/ Beaches		\$165.74

**CALL FOR DISCOUNTS ON 50 TON GRAVEL TRAIN
LOADS THROUGHOUT METRO-DETROIT!**

21355 TELEGRAPH ROAD
SOUTHFIELD, MI 48033
P: 248-356-8660
www.mainslandscapesupply.com

1-888-89-MAINS

Prices subject to change without notice

Direct Ship pricing may vary depending on delivery location and accessibility for large trucks...Please call for a specific quote

All measurements are approximate

6/17/2025

Round Stones		Description	Half-Yard	Sold by the Cubic Yard	Direct
	PEA PEBBLE	Description 1/8" - 1/4"...Round	\$43.49	\$76.99	<i>Non-Residential</i>
		Weight 2800#			50 Ton Train
		Coverage @ 3" 100 sqft			\$42.34
		Color Gray/Blue/Tan			28 Ton Semi
		Popular Usage Drainage / Paths			\$46.74
		\$54.99 /ton			
	ROUND STONE (6A)	Description 1/4" - 3/4"...Round	\$46.49	\$82.99	<i>Non-Residential</i>
		Weight 2800#			50 Ton Train
		Coverage @ 3" 100 sqft			\$45.64
		Color Gray/Blue/Tan			28 Ton Semi
		Popular Usage Drainage / Septics			\$50.39
		\$59.28 /ton			
	EGGROCK	Description 1" - 3"...Round	\$47.49	\$84.99	<i>Non-Residential</i>
		Weight 2700#			50 Ton Train
		Coverage @ 3" 70 sqft			\$48.48
		Color Gray/Blue/Tan			28 Ton Semi
		Popular Usage Decorative			\$53.51
		\$62.96 /ton			
Crushed Granites		Description	Half-Yard	Sold by the Cubic Yard	Direct
	DECOMPOSED GRANITE (#DS1, Mfg Sand)	Description 0"-1/4"...Crushed	\$49.49	\$88.99	<i>Non-Residential</i>
		Weight 2800#			50 Ton Train
		Coverage @ 3" 100 sqft			\$48.94
		Color Gray/Blue/Tan			28 Ton Semi
		Popular Usage Walkways			\$54.03
		\$63.56 /ton			
	CRUSHED GRANITE (#4, Walkway)	Description 1/4"-3/8"...Crushed	\$49.49	\$88.99	<i>Non-Residential</i>
		Weight 2800#			50 Ton Train
		Coverage @ 3" 100 sqft			\$48.94
		Color Gray/Blue/Tan			28 Ton Semi
		Popular Usage Walkways			\$54.03
		\$63.56 /ton			
	CRUSHED GRANITE (#3, Driveway)	Description 1/2"-3/4"...Crushed	\$49.49	\$88.99	<i>Non-Residential</i>
		Weight 2800#			50 Ton Train
		Coverage @ 3" 100 sqft			\$48.94
		Color Gray/Blue/Tan			28 Ton Semi
		Popular Usage Driveways			\$54.03
		\$63.56 /ton			
Crushed Limestones		Description	Half-Yard	Sold by the Cubic Yard	Direct
	CRUSHED LIMESTONE (6A/AG)	Description 3/4" Crushed...Clean	\$37.49	\$64.99	<i>Non-Residential</i>
		Weight 2600#			50 Ton Train
		Coverage @ 3" 100 sqft			\$38.49
		Color Gray			28 Ton Semi
		Popular Usage Driveways / Paths			\$42.49
		\$49.99 /ton			
	LIMESTONE W/ FINES (21AA-Com)	Description 0" - 3/4" Crushed	\$34.99	\$59.99	<i>Non-Residential</i>
		Weight 2600#			50 Ton Train
		Coverage @ 3" 100 sqft			\$35.53
		Color Gray			28 Ton Semi
		Popular Usage Driveways/Paver Base			\$39.22
		\$46.15 /ton			
	OHIO #9 WASHED LIMESTONE (#9)	Description 3/8" Crushed	\$42.49	\$74.99	<i>Non-Residential</i>
		Weight 2600#			50 Ton Train
		Coverage @ 3" 100 sqft			\$44.42
		Color Gray			28 Ton Semi
		Popular Usage Drives/Walkways/Paver Base			\$49.03
		\$57.68 /ton			
Crushed Concretes		Description	Half-Yard	Sold by the Cubic Yard	Direct
	CRUSHED CONCRETE W/ FINES (21AA-CC)	Description 0" - 1 1/2" Crushed	\$23.99	\$37.99	<i>Non-Residential</i>
		Weight 2600#			50 Ton Train
		Coverage @ 3" 100 sqft			\$23.96
		Color Gray/Multi			28 Ton Semi
		Popular Usage Driveways/Paver Base			\$24.84
		\$29.22 /ton			
	CRUSHED CONCRETE (1" - 3")	Description 1" - 3" Clean	DELIVERY ONLY...5 YARD MINIMUM	\$42.99	<i>Non-Residential</i>
		Weight 2200#			50 Ton Train
		Coverage @ 3" 70 sqft			\$30.09
		Color Gray/Multi			28 Ton Semi
		Popular Usage Construction Drives			\$33.22
		\$39.08 /ton			

CONSTRUCTION GRAVEL BAG (.5 CubicFt): \$6.99 per Bag...\$5.99 for Full Pallet (60 Bags)

21355 TELEGRAPH ROAD
 SOUTHFIELD, MI 48033
 P: 248-356-8660
www.mainslandscapesupply.com


1-888-89-MAINS

Prices subject to change without notice





All measurements are approximate

Direct Ship pricing may vary depending on delivery location and accessibility for large trucks...Please call for a specific quote

6/17/2025

Picture	Product	Description	Bag	Full Pallet
	MEXICAN PEBBLES (1-2" or 2-3")	Hand-picked from the beaches of the Baja Region, these Charcoal color stones have been naturally tumbled by the ocean	\$25.99	\$23.99
		Bag Details..... 50#...60/Pallet		
		Weight per Pallet..... 3000 Pounds		
		Coverage per Bag @ 2"... 1.5 SqFt		
			60 Bags equals approximately 1 CuYd	

Picture	Product	Description	Sold by the Cubic Yard	Direct/Ton
	EGGROCK	Round Natural Stone (1" - 3")...Blend of Blue, Grey, Tan & Pink...naturally rounded by glaciers	\$84.99	Non-Residential
		Bag Details..... .5cuft (50#)...60/Pallet		50 Ton Train
		Weight per Yard..... 2700 Pounds	\$62.96 /ton	\$48.48
		Coverage per Ton @ 2".... 100 SqFt	Bags: \$6.99 Each...\$5.99 for 60+	28 Ton Semi
	CRUSHED GRANITE (Sml/Med/Lrg)	Crushed Gravel (Available in 3 sizes)...Blend of Blue, Grey, Tan & Pink...Popular for Driveways and Walkways	\$88.99	Non-Residential
		Small (Decomposed)..... 0" - 1/4"...(MfgSand)		50 Ton Train
		Medium (Walkway)..... 1/4" - 1/2"...(#4)		\$63.56
		Large (Driveway)..... 1/2" - 3/4"...(#3)		28 Ton Semi
		Bag Details..... .5cuft (50#)...60/Pallet	\$63.56 /ton	\$54.03
		Weight per Yard..... 2800 Pounds		
		Coverage per Ton @ 2".... 100 sqft		
			Bags: \$6.99 Each...\$5.99 for 60+	

Picture	Product	Description	1-2 Tons	3-9 Tons	Direct/Ton		
	ARCTIC RAINBOW	Crushed Stone (1" - 2")...Blend of White and Purple stones... Creamy texture with Matte finish	Super Sacks	Delivery Only	Non-Residential		
		Bag Details..... .5cuft (50#)...60/Pallet	\$344.00	\$324.00	50 Ton Train		
		Weight per Yard..... 2400 Pounds	\$412.80 /yard	\$388.80 /yard	\$268.92		
		Coverage per Ton @ 2" ... 105 SqFt	Bags: \$12.99 Each...\$11.99 for 60+		28 Ton Semi		
	ARCTIC WHITE DOLOMITE	Crushed Stone (3/4-1")...Whitish/Grey color with a hint of Icy-Blue...Matte finish with tiny speckles	\$109.00	\$89.00	Non-Residential		
		Bag Details..... .5cuft (50#)...60/Pallet			50 Ton Train		
		Weight per Yard..... 2400 Pounds			\$130.80 /yard	\$106.80 /yard	\$70.31
		Coverage per Ton @ 2" ... 100 SqFt			Bags: \$7.99 Each...\$6.99 for 60+		28 Ton Semi
	BEECHWOOD PEBBLE (Stone Bark)	Porous Crushed Stone (3/4" - 1")...Blend of Tan, Brown & Rusty earthtones...Lightweight with a Matte finish	\$294.00	\$274.00	Non-Residential		
		Bag Details..... .5cuft (20#)...60/Pallet			50 Ton Train		
		Weight per Yard..... 1200 Pounds			\$176.40 /yard	\$164.40 /yard	\$224.68
		Coverage per Ton @ 2" ... 250 SqFt			Bags...\$8.99 Each...\$7.99 for 60+		28 Ton Semi
	BLACK CHESTNUT	Crushed Stone (3/4" - 2")...the Blackest stone on the market...wet or dry...has a nice shine and is lightweight	\$634.00	\$614.00	Non-Residential		
		Bag Details..... .5cuft (25#)...60/Pallet			50 Ton Train		
		Weight per Yard..... 1400 Pounds			\$443.80 /yard	\$429.80 /yard	\$509.62
		Coverage per Ton @ 2" ... 200 SqFt			Bags: \$13.49 Each...\$12.49 for 60+		28 Ton Semi
					\$521.90		

Prices subject to change without notice








6/17/2025

 21355 TELEGRAPH ROAD
 SOUTHFIELD, MI 48033

P: 248-356-8660

www.mainslandscapesupply.com

1-888-89-MAINS

Picture	Product	Description	1-2 Tons	3-9 Tons	Direct/Ton
	BLACK RAVEN (While Supplies Last)	Crushed Stone (3/4" - 1 1/2")...Shiny & Matte Black color with accents of Charcoal, Copper & Burgundy	Super Sacks	Single-Axle	Non-Residential
		Bag Details..... .5cuft (50#)...60/Pallet	\$359.00	\$339.00	50 Ton Train
		Weight per Yard..... 2450 Pounds	\$441.57 /yard	\$416.97 /yard	\$277.98
		Coverage per Ton @ 2"... 100 SqFt	Bags: \$13.49 Each...\$12.49 for 60+		28 Ton Semi
	BLACK LAVA (Black Mesita)	Crushed Lava Rock (1 - 3")...Uniform Charcoal color (Black when wet)...Lightweight porous stone with a Matte finish	\$484.00	\$464.00	Non-Residential
		Bag Details..... .5cuft (22#)...60/Pallet	\$290.40 /yard	\$278.40 /yard	50 Ton Train
		Weight per Yard..... 1200 Pounds	Bags: \$10.49 Each...\$9.49 for 60+		\$380.48
		Coverage per Ton @ 2"... 250 SqFt			28 Ton Semi
	CANADIAN MARBLE	Crushed Marble Chips (1" - 2")...Uniform White color with a Shiny texture	\$259.00	\$239.00	Non-Residential
		Bag Details..... .5cuft (50#)...60/Pallet	\$310.80 /yard	\$286.80 /yard	50 Ton Train
		Weight per Yard..... 2400 Pounds	Bags: \$9.49 Each...\$8.49 for 60+		\$195.98
		Coverage per Ton @ 2"... 100 SqFt			28 Ton Semi
	FIREFIELD	Crushed Stone (1" - 2")...Blend of Pink, Purple & Grey...Matte finish	\$294.00	\$274.00	Non-Residential
		Bag Details..... .5cuft (50#)...60/Pallet	\$367.50 /yard	\$342.50 /yard	50 Ton Train
		Weight per Yard..... 2500 Pounds	Bags: \$11.39 Each...\$10.39 for 60+		\$224.68
		Coverage per Ton @ 2"... 100 SqFt			28 Ton Semi
	MIDNIGHT GRANITE	Crushed Granite (3/4" - 2 1/2")...Dark Gray color (Black when wet) with glittery speckles...contains some Pink & White wavy stripes	\$209.00	\$189.00	Non-Residential
		Bag Details..... .5cuft (50#)...60/Pallet	\$282.15 /yard	\$255.15 /yard	50 Ton Train
		Weight per Yard..... 2700 Pounds	Bags: \$10.49 Each...\$9.49 for 60+		\$154.98
		Coverage per Ton @ 2"... 100 SqFt			28 Ton Semi
	ONTARIO TRAP ROCK	Crushed Gravel...Charcoal Grey (Black when wet) with tiny white speckles...3-Sizes...Popular for Landscapes, Driveways & Paths	\$139.00	\$119.00	Non-Residential
		Small (Decomposed)..... 0" - 1/4"... (MfgSand)			50 Ton Train
		Medium (Walk/Driveway).. 1/4" - 3/4"... (HL1)			\$96.39
		Large (Landscape)..... 2" - 4"... (Rail Ballast)			28 Ton Semi
	PINK QUARTZ	Crushed Quartz (3/4" - 1 1/2")...Glossy Pink color with a nice shine	\$244.00	\$224.00	Non-Residential
		Bag Details..... .5cuft (50#)...60/Pallet	\$292.80 /yard	\$268.80 /yard	50 Ton Train
		Weight per Yard..... 2400 Pounds	Bags: \$9.49 Each...\$8.49 for 60+		\$183.68
		Coverage per Ton @ 2"... 100 SqFt			28 Ton Semi
	RED LAVA (Red Mesita)	Crushed Lava Rock (1 - 3")...Uniform Red color...Lightweight porous stone with a Matte finish	\$399.00	\$379.00	Non-Residential
		Bag Details..... .5cuft (17#)...60/Pallet	\$187.53 /yard	\$178.13 /yard	50 Ton Train
		Weight per Yard..... 940 Pounds	Bags: \$9.49 Each...\$8.49 for 60+		\$314.57
		Coverage per Ton @ 2"... 300 SqFt			28 Ton Semi

Prices subject to change without notice

6/17/2025

 21355 TELEGRAPH ROAD
 SOUTHFIELD, MI 48033

P: 248-356-8660

www.mainslandscapesupply.com
1-888-89-MAINS

Picture	Product	Description	1-2 Tons	3-9 Tons	Direct/Ton
	ROSE GRANITE	Crush Granite (1/2" - 1")...Pink color with Black speckles and a small shimmer	Super Sacks	Single-Axle	Non-Residential
		Bag Details..... .5cuft (50#)...60/Pallet	\$229.00	\$209.00	50 Ton Train
		Weight per Yard..... 2400 Pounds	\$274.80 /yard	\$250.80 /yard	\$169.29
		Coverage per Ton @ 2"... 100 SqFt	Bags: \$10.29 Each...\$9.29 for 60+		28 Ton Semi
	ROYAL GORGE	Crushed Stone (3/4" - 1 1/2")...Blend of Pink & Peach stones with a Flaky texture	\$409.00	\$389.00	Non-Residential
		Bag Details..... .5cuft (50#)...60/Pallet			50 Ton Train
		Weight per Yard..... 2560 Pounds	\$523.52 /yard	\$497.92 /yard	\$322.87
		Coverage per Ton @ 2"... 100 SqFt	Bags: \$14.49 Each...\$13.49 for 60+		28 Ton Semi
	SILICA PEBBLES	Round Pebbles (1")...Blend of Cream/Tan/White coloring with a slight shine	\$364.00	\$344.00	Non-Residential
		Bag Details..... .5cuft (50#)...60/Pallet			50 Ton Train
		Weight per Yard..... 2560 Pounds	\$465.92 /yard	\$440.32 /yard	\$282.08
		Coverage per Ton @ 2"... 100 SqFt	Bags: \$12.29 Each...\$11.29 for 60+		28 Ton Semi
	SLATE RED (Barn Red)	Crushed Stone (3/4" - 1")...Uniform Maroon color with a waxy texture	\$254.00	\$234.00	Non-Residential
		Bag Details..... .5cuft (50#)...60/Pallet			50 Ton Train
		Weight per Yard..... 2200 Pounds	\$279.40 /yard	\$257.40 /yard	\$189.54
		Coverage per Ton @ 2"... 100 SqFt	Bags: \$9.99 Each...\$8.99 for 60+		28 Ton Semi
	SLATE SCAPE	Crushed Slate (1/2" - 2 1/2")...Silvery-Gray color...Flat pieces with a smooth, shiny texture	\$279.00	\$259.00	Non-Residential
		Bag Details..... .5cuft (50#)...60/Pallet			50 Ton Train
		Weight per Yard..... 2400 Pounds	\$334.80 /yard	\$310.80 /yard	\$212.38
		Coverage per Ton @ 2"... 100 SqFt	Bags: \$11.49 Each...\$10.49 for 60+		28 Ton Semi
	SPANISH TILE	Crushed Baked Clay (1/2-2")...Terra Cotta Orange color with a Matte Finish	\$214.00	\$194.00	Non-Residential
		Bag Details..... .5cuft (50#)...60/Pallet			50 Ton Train
		Weight per Yard..... 1800 Pounds	\$192.60 /yard	\$174.60 /yard	\$157.14
		Coverage per Ton @ 2"... 150 SqFt	Bags: \$9.49 Each...\$8.49 for 60+		28 Ton Semi
	STAR BLACK	Crushed Gravel (3/4" - 1")...Uniform Charcoal color (Black when wet) with a slight shimmer	\$259.00	\$239.00	Non-Residential
		Bag Details..... .5cuft (50#)...60/Pallet			50 Ton Train
		Weight per Yard..... 2500 Pounds	\$323.75 /yard	\$298.75 /yard	\$195.98
		Coverage per Ton @ 2"... 100 SqFt	Bags: \$9.99 Each...\$8.99 for 60+		28 Ton Semi
	WALNUT PEBBLE (Merimac)	Soft-Edged Crushed Stone (1-2")...Earthy blend of Tans & Yellows...Waxy texture with some small fossils & shells	\$274.00	\$254.00	Non-Residential
		Bag Details..... .5cuft (50#)...60/Pallet			50 Ton Train
		Weight per Yard..... 2250 Pounds	\$309.62 /yard	\$287.02 /yard	\$208.28
		Coverage per Ton @ 2"... 100 SqFt	Bags: \$11.49 Each...\$10.49 for 60+		28 Ton Semi
	WESTERN SUNRISE	Crush Stone (3/4"-1 1/2")...Blend of Pink, Purple & Peach...Matte finish	\$419.00	\$399.00	Non-Residential
		Bag Details..... .5cuft (50#)...60/Pallet			50 Ton Train
		Weight per Yard..... 1800 Pounds	\$377.10 /yard	\$359.10 /yard	\$331.17
		Coverage per Ton @ 2"... 140 SqFt	Bags: \$13.49 Each...\$12.49 for 60+		28 Ton Semi

Prices subject to change without notice


6/17/2025





 21355 TELEGRAPH ROAD
 SOUTHFIELD, MI 48033

P: 248-356-8660

www.mainslandscapesupply.com
1-888-89-MAINS

BASEBALL TURF PRODUCTS

Picture	Product	Description	1-2 Tons	3-9 Tons	Direct/Ton
	SPORT CLAY	Baked Red Clay best for "Non-Slide" Baseball Fields	Super Sacks	Single-Axle	<i>Non-Residential</i>
		Bag Details.....5cuft (50#)...60/Pallet	\$229.00	\$209.00	50 Ton Train
		Weight per Yard..... 2200 Pounds	\$251.90 /yard	\$229.90 /yard	\$171.38
		Coverage per Ton @ 1". 225 sqft	Bags: \$13.49 Each...\$12.99 for 10+		28 Ton Semi
	WARNING TRACK CLAY	Coarse (3/8") Baked Red Clay used along warning tracks	\$229.00	\$209.00	<i>Non-Residential</i>
		Bag Details.....5cuft (50#)...60/Pallet			50 Ton Train
		Weight per Yard..... 2200 Pounds	\$251.90 /yard	\$229.90 /yard	\$171.38
		Coverage per Ton @ 1". 225 sqft	Bags: \$13.49 Each...\$12.99 for 10+		28 Ton Semi
	WASHINGTON FIELD MIX	Mix of Baked Clay, Raw Clay, & Sand...Best for "Slide" Fields	\$219.00	\$199.00	<i>Non-Residential</i>
		Bag Details.....5cuft (50#)...60/Pallet			50 Ton Train
		Weight per Yard..... 2600 Pounds	\$284.70 /yard	\$258.70 /yard	\$163.18
		Coverage per Ton @ 1". 210 sqft	Bags: \$13.49 Each...\$12.99 for 10+		28 Ton Semi
	DIAMOND DUST ATHLETIC MEAL	Grey/Tan Limestone Slurry used for Baseball Fields	\$119.00	\$99.00	<i>Non-Residential</i>
		Bag Details.....5cuft (50#)...60/Pallet			50 Ton Train
		Weight per Yard..... 2600 Pounds	\$154.70 /yard	\$128.70 /yard	\$81.18
		Coverage per Ton @ 1". 210 sqft	Bags: \$12.49 Each...\$11.99 for 10+		28 Ton Semi

Picture	Product	Description	Bag	Full Pallet
	RAPID DRY	Orange Clay conditioner used to absorb moisture around wet areas	\$34.99	\$32.99
		Bag Details.....50#...40/Skid		\$1,319.60 /skid
	FIELD MARKER	#1 White Marking Chalk used for striping baseball, soccer & football fields	\$12.99	\$10.99
		Bag Details.....50#...60/Skid		\$659.40 /skid
	MOUND CLAY	Finishing Clay applied over Field Bricks	\$21.99	\$19.99
		Bag Details.....40#...50/Skid		\$999.50 /skid
	FIELD BRICKS	Red Clay Bricks (4"x8"x2") used around the pitcher's mound & batter's box	\$33.99	\$31.99
		Bag Details.....8 Bricks/Bag...38/Skid		\$1,215.62 /skid

CHECK OUT OUR SELECTION OF TURF SEEDS, PLAYGROUND MULCHES, GOLF SANDS & FERTILIZERS!

4/1/2025

21355 TELEGRAPH ROAD
SOUTHFIELD, MI 48033
P: 248-356-8660
www.mainslandscapesupply.com






1-888-89-MAINS

Prices subject to change without notice

All measurements are approximate



MICHIGAN BOULDERS:

These rocks are glacially rounded Michigan fieldstones that range from 4 Inches to 4 Feet in Size. Most stones are tans, blues, creams, and greys. Customers can hand-pick specific sizes or buy them by the ton. Please review our boulder policies below.

Picture	Product	Description	Ind. Selected	Bulk Per Ton	Bulk Per Ton	Direct Ship
		Size 4 - 8"	1-999 Pounds	1/2 Ton - 10 Tons	10+ Tons	50 Tons
	MICHIGAN OVESIZED COBBLESTONE (4 - 8") <i>"Grapefruit to Coconut"</i>	Avg Weight per Rock 8 Pounds Avg Rocks per Ton 250 Rocks Avg Rocks per 10 Lineal Ft 20 Rocks	\$0.20 <i>U-Pick.....Per Visit</i>	\$139.99 <i>Scooped</i>	\$129.99 <i>Scooped</i>	\$97.49
<i>Popular for lining flowerbeds!!</i>						
		Size 8" - 12"	1-999 Pounds	1/2 Ton - 10 Tons	10+ Tons	Direct
	MICHIGAN FIELDSTONE BOULDERS (8" - 12") <i>"Bowling Ball to Volleyball"</i>	Avg Weight per Rock 30 Lbs Avg Rocks per Ton 65 Rocks Avg Rocks per 10 Lineal Ft 12 Rocks	\$0.20 <i>U-Pick.....Per Visit</i>	\$149.99 <i>Scooped</i>	\$139.99 <i>Scooped</i>	\$104.99
<i>Great for low-profile garden walls!!</i>						
		Size 12" - 18"	1-999 Pounds	1/2 Ton - 10 Tons	10+ Tons	Direct
	MICHIGAN FIELDSTONE BOULDERS (12" - 18") <i>"Basketball to Beach Ball"</i>	Avg Weight per Rock 160 Lbs Avg Rocks per Ton 12 Rocks 12" Weighs Approx. 75# 18" Weighs Approx. 175#	\$0.28 <i>We Pick.....Per Visit</i>	\$154.99 <i>Scooped</i>	\$144.99 <i>Scooped</i>	\$108.74
<i>Great for small retaining walls!!</i>						
		Size 18" - 24"	1-999 Pounds	1/2 Ton - 10 Tons	10+ Tons	Direct
	MICHIGAN FIELDSTONE BOULDERS (18" - 24") <i>"Beachball to Yoga Ball"</i>	Avg Weight per Rock 300 Lbs Avg Rocks per Ton 7 Rocks 18" Weighs Approx. 200# 24" Weighs Approx. 400#	\$0.28 <i>We Pick.....Per Visit</i>	\$164.99 <i>Scooped</i>	\$154.99 <i>Scooped</i>	\$116.24
<i>Great for protecting your lawn from cars!!</i>						
		36" Boulders Weigh Approximately 1500# - 3000#	1-999 Pounds	1/2 Ton - 10 Tons	10+ Tons	Direct
	MICHIGAN FIELDSTONE BOULDERS (36" - 48")	48" Boulders Weigh Approximately 3000# - 5000#	N/A	\$199.99	\$189.99	\$142.49
<i>Great for garden monuments & focal-points!!</i>						

CANADIEN BOULDERS:

These rocks are glacially rounded boulders from Northern Ontario that are scrubbed clean and sorted by size (9-12" or 5-8"). Most stones are white, pink & black with a slight sparkle. Customers can hand-pick specific stones or buy them by the ton.

Picture	Product	Description	Ind. Selected	Bulk Per Ton	Bulk Per Ton	Direct Ship
		Size 5 - 8"	1-999 Pounds	1/2 Ton - 5 Tons	5+ Tons	
	CANADIEN BOULDERS (5" - 9") <i>"Grapefruit to Coconut"</i>	Avg Stones/Ton 154 Stones Avg Stone/Crate 254 Stones Weight per Basket 3300 Lbs (1.65 Tons) Avg Weight per Stone 13 Lbs	\$0.41 <i>U-Pick.....Per Visit</i>	\$479.00 <i>Weighed Baskets</i>	\$459.00 <i>Weighed Baskets</i>	N/A
<i>Popular for lining flowerbeds!!</i>						
		Size 9 - 12"	1-999 Pounds	1/2 Ton - 5 Tons	5+ Tons	
	CANADIEN BOULDERS (9" - 12") <i>"Bowling Ball to Volleyball"</i>	Avg Stones/Ton 37 Stones Avg Stone/Crate 61 Stones Weight per Basket 3300 Lbs (1.65 Tons) Avg Weight per Stone 54 Lbs	\$0.41 <i>U-Pick.....Per Visit</i>	\$479.00 <i>Weighed Baskets</i>	\$459.00 <i>Weighed Baskets</i>	N/A
<i>Popular for lining flowerbeds!!</i>						

BOULDER POLICIES:

6/21/2025






- * Boulders are difficult to estimate. All sizes, weights, and sales quotes are approximate.
- * Customers may be required to put a credit card on file for billing after boulders are selected and weighed.
- * Customers buying "You-Pick" boulders are doing so at their own risk. To prevent injuries, please wear appropriate gloves & shoes.
- * To prevent mistakes, customers may be required to visit our Southfield store to select boulders for your specific project.
- * Boulders take time to select. Please arrive at our yard AT LEAST 1 HOUR before Closing Time if you'd like to pickup boulders, and please be patient when selecting.
- * Dumping boulders WILL CAUSE DAMAGE. We recommend dumping in a "soft" area rather than on hard pavement. Larger boulders may REQUIRE a forklift delivery.
- * For safety & insurance reasons, **WE DO NOT INSTALL BOULDERS**. If we deliver boulders with a Forklift, we will gladly place them as close to the area as our machine can fit without risking property damage, however, we are a delivery service, not an installation service.

Prices subject to change without notice





All measurements are approximate, not actual



WALLSTONE & FLAGSTONE

**** ALL WALLSTONE & FLAGSTONE ORDERS UNDER 1000# WILL BE CHARGED BY THE POUND ****


Wallstone	Description	Pound	Sold by the Ton (2000#)
 COLONIAL WALLSTONE (AVAILABLE 1-3" or 3-6")	Weight per Pallet 3000# (1.5 Tons) Thickness 1/2" - 6" Face Ft per Ton 20 Face Feet Color / Description Blue, Green or Lilac	\$0.33 \$658 /Ton	\$329.00 \$493.50 /Pallet
 WESTERN MOUNTAIN WALLSTONE	Weight per Pallet 3000# (1.5 Tons) Thickness 1/2" - 6" Face Ft per Ton 20 Face Feet Color / Description Brown/Tan/Rose	\$0.34 \$678 /Ton	\$339.00 \$508.50 /Pallet
 TUMBLLED WESTERN MOUNTAIN (SELECT)	Weight per Pallet 3000# (1.5 Tons) Thickness 1 1/2" Face Ft per Ton 20 Face Feet Color / Description Tumbled Brown/Tan	\$0.70 \$1,398 /Ton	\$699.00 \$1,048.50 /Pallet
 TUMBLLED BLUE STONE (SELECT, FULL COLOR)	Weight per Pallet 3000# (1.5 Tons) Thickness 1 1/2" Face Ft per Ton 20 Face Feet Color / Description Tumbled Blue/Full	\$0.44 \$878 /Ton	\$439.00 \$658.50 /Pallet
 CANADIEN CARAMEL GUILLOTINED DRYWALL	Weight per Pallet 4000# (2 Tons) Thickness 7" Face Ft per Ton 20 Face Feet Color / Description Tan/Cream/Grey	\$0.47 \$940 /Ton	\$479.00 \$958.00 /Pallet

**** FACE FEET COVERAGE BASED ON 12" THICK WALL...FULL PALLETS WILL HAVE CRUMBS ****

Irregular Flagstone	Description	Pound	Sold by the Ton (2000#)
 OHIO BLUE FLAGSTONE	Weight per Pallet 3000# (1.5 Tons) Thickness 1" - 1.5" Square Ft per Ton 100 SqFt Color / Description Blue/Grey	\$0.53 \$1,058 /Ton	\$529.00 \$793.50 /Pallet
 CANADIEN FLAGSTONE (PREMIUM/SMOOTH)	Weight per Pallet 5000# (2.5 Tons) Thickness 2" Square Ft per Ton 75 SqFt Color / Description Grey/Charcoal/Buf	\$0.58 \$1,158 /Ton	\$579.00 \$1,447.50 /Pallet
 PENNSYLVANIA FLAGSTONE (FULL COLOR)	Weight per Pallet 3000# (1.5 Tons) Thickness 1 1/4" - 2" Square Ft per Ton 75 - 100 SqFt Color / Description Green/Full Color	\$0.55 \$1,098 /Ton	\$549.00 \$823.50 /Pallet
 PENNSYLVANIA FLAGSTONE (LILAC COLOR)	Weight per Pallet 3000# (1.5 Tons) Thickness 1 1/4" - 2" Square Ft per Ton 75 - 100 SqFt Color / Description Lilac	\$0.59 \$1,178 /Ton	\$589.00 \$883.50 /Pallet

Dimensional Flagstone	Description	Sold by the Square Foot	
 PENNSYLVANIA CUT FULL COLOR (NATURAL CLEFT)	Weight per Pallet Varies Thickness 1 1/2" Nominal Available Sizes 1'x1' 1'x2' 2'x2' Color / Description Green/Full Color	Loose	Full Pallets
		\$10.99	\$9.99
 PENNSYLVANIA CUT TRUE BLUE (NATURAL CLEFT)	Weight per Pallet Varies Thickness 1 1/2" Nominal Available Sizes 1'x1' 1'x2' 2'x2' Color / Description Blue	Loose	Full Pallets
		\$11.99	\$10.99

**** THERMAL FINISH CUT STONE AVAILABLE FOR SPECIAL ORDER...CALL FOR PRICING ****

Belgium Blocks	Description	Sold by the Blocks	
 BELGIUM BLOCKS (WHITE, PINK, BLACK)	Stones per Pallet Varies Size 4" x 5" x 9" Description Granite Blocks for Curbs Colors White, Pink, Black	Each	100+ Blocks
		\$10.99	\$9.99


21355 TELEGRAPH ROAD
SOUTHFIELD, MI 48033
P: 248-356-8660
www.mainslandscapesupply.com

1-888-89-MAINS

4/17/2025

CANADIEN CARAMEL LEDGEROCK

Product	Description	Specifications	Sold by the Ton	45 Ton Direct Shipment
WALL MATERIAL (9-12" THICK)	These beautiful limestone outcroppings are fantastic for retaining walls, seawalls, steps, and hillside accent pieces. They have a variety of earthtones that include greys, tans, creams & chocolates. We offer this stone for pickup, delivery, or direct-shipment throughout the entire State of Michigan.	Weights 165 Pounds per Cubic Ft...Most Average- Sized slabs weigh about 1500 Pounds	\$219.00	\$179.00
STEP MATERIAL (6-8" THICK)			\$309.00	\$269.00










- ** This is a naturally quarried product...Color & Texture variations will occur in natural stone
- ** Direct Shipment prices based on delivery to Macomb, Oakland & Wayne Counties. Call for pricing on delivery to other regions
- ** Customer must unload truck within 2 hours...Anything over 2 Hours will be charged at \$200/hour
- ** Direct Shipments must be pre-paid before dispatching...please allow 3-5 business days for delivery

4/1/2025








21355 TELEGRAPH ROAD
 SOUTHFIELD, MI 48033
 P: 248-356-8660
www.mainslandscapesupply.com


1-888-89-MAINS

Picture	Description	Colors	Each	Bundle (5)	Skid (500)
BLACK DIAMOND CONTRACTOR EDGING  20 Ft Length	Description..... Plastic, Smooth Side, Commercial Length & Thickness..... 20' Long x 5" Tall Available Colors..... Black Stakes & Connectors/Piece..... 4 Stakes.....1 Connector Extra Stakes & Connectors..... \$2.79/Stake.....\$2.79/Connector 60, 90, 120 & Kits (4 Stks+Tube) \$7.99/Stake Kit...\$7.99/Corners MORE DURABLE THAN THE BIG-BOX STORES!!	Black	\$19.99	\$17.99	\$15.99
	Includes 4 Stakes & 1 Connector				
DIAMOND PAVER EDGE  8 Ft Length	Description..... PVC, L-Shaped, Commercial Grade Length & Thickness..... 8' Long x 1.75" Tall Available Colors..... Black Stakes & Connectors/Piece..... 4 Spikes (10").....Connectors N/A Extra Stakes & Connectors..... \$2.79 per Spike.....Connectors N/A STRONGER THAN THE COMPETITION!!	Black	\$23.99	\$21.99	\$19.99
	Includes 4 Spikes				
PERMALOC PRO-LINE  8 Ft Length	Description..... Aluminum, Light Commercial Grade Length & Thickness..... 8' Long x 4" Tall x 1/8" Thick Available Colors..... Silver (mill), Black, Bronze, Green Stakes & Connectors/Piece..... 3 Stakes.....Connectors N/A Extra Stakes & Connectors..... \$2.99 per Stake.....Connectors N/A GREAT FOR CURVED EDGES!!	Colors	Each	Box (15)	Skid (540)
		Silver	\$27.99	\$25.99	\$23.99
PERMAMOC CLEAN-LINE  8 Ft Length	Description..... Aluminum, Commercial Grade Length & Thickness..... 8' Long x 4" Tall x 1/8" Thick Available Colors..... Silver (mill), Black, Bronze, Green Stakes & Connectors/Piece..... 3 Stakes.....Connectors N/A Extra Stakes & Connectors..... \$2.99 per Stake.....Connectors N/A GREAT FOR STRAIGHT EDGES!!	Black, Bronze, Green	\$31.99	\$29.99	\$27.99
		Includes 3 Stakes			
DURA EDGE STEEL  10 Ft Length	Description..... Steel, Commercial Grade Length & Thickness..... 10' Long...4" Tall Available Colors..... Green, Black, Brown (special order) Stakes & Connectors/Piece..... 4 Stakes.....Connectors N/A Extra Stakes & Connectors..... \$3.99 per Stake.....Connectors N/A BEST STEEL EDGING ON THE MARKET!!	Thickness	Each	Bundle(10)	Skid (50)
		12 Gauge Stocked	\$38.99	\$36.99	\$34.99
DURA EDGE STEEL  16 Ft Length	Description..... Steel, Commercial Grade Length & Thickness..... 16' Long...4" Tall...1/8" or 3/16" Thick Available Colors..... Green, Black, Brown (special order) Stakes & Connectors/Piece..... 6 Stakes.....Connectors N/A Extra Stakes & Connectors..... \$3.99 per Stake.....Connectors N/A BEST STEEL EDGING ON THE MARKET!!	14 Gauge SpecOrder	NA	\$35.99	\$36.99
		Includes 4 Stakes			
	SPECIAL ORDER...16' Long x 5" Tall x 1/4" Thick (All Colors)	Thickness	Each	Bundle(10)	Skid (50)
		3/16" Thick Stocked	\$104.99	\$99.99	\$94.99
		1/8" Thick SpecOrder	NA	\$69.99	\$64.99
		Includes 6 Stakes			
		Colors	Each...7 Min	Skid (50)	
		ALL	\$209.99	\$199.99	

 21355 TELEGRAPH ROAD
 SOUTHFIELD, MI 48033
 P: 248-356-8660
 www.mainslandscapesupply.com

1-888-89-MAINS

Product	Blend	Description	Pound	25# Bag	50# Bag
 SUN & SHADE MIX (MDOT Class A)	30% Kentucky Bluegrass 98/85 40% Creeping Red Fescue 30% Perennial Rye	Blended for Sunny & Shady areas...Grows a dense turf that reduces weeds	\$4.79	\$72.99	\$125.99
		Germination: 6-30 Days Life Span: Indefinitely Coverage per #: 175 sqft			
 SHADY MIX (Geo-Pro)	10% Kentucky Blue 85/80 10% Chewings Fescue 20% Perennial Rye 30% Creeping Red Fescue 30% Kent Creeping Red Fescue	Premium blend that offers excellent performance in Shady areas	\$5.09	\$81.99	\$143.99
		Germination: 6-30 Days Life Span: Indefinitely Coverage per #: 175 sqft			
 SUNNY MIX (Geo-Pro)	25% Kentucky Bluegrass 85/80 25% Baron Kentucky Bluegrass 25% Perennial Rye 25% Creeping Red Fescue	Fine blade promotes a thick lawn...treated to protect against above-ground bugs	\$4.99	\$78.49	\$136.99
		Germination: 6-30 Days Life Span: Indefinitely Coverage per #: 175 sqft			
 CONTRACTOR MIX (GreenPlus)	10% Kentucky Bluegrass 85/80 40% Creeping Red Fescue 40% Annual Rye 10% Perennial Rye	Sun-Shade...Deep-Rooted, Drought-Resistant...Low-maintenance for high-traffic	\$4.49	\$64.99	\$109.99
		Germination: 6-30 Days Life Span: Indefinitely Coverage per #: 175 sqft			
 KENTUCKY (85/80)	100% Kentucky Bluegrass 85/80	Full Sun	\$5.09	\$80.99	\$141.99
		Germination: 30 Days Life Span: Indefinitely Coverage per #: 175 sqft			
 CREEPING RED FESCUE	100% Creeping Red Fescue	Shade	\$4.89	\$75.99	\$131.99
		Germination: 30 Days Life Span: Indefinitely Coverage per #: 175 sqft			
 PERENNIAL RYE	100% Perennial Rye	Partial Sun	\$4.49	\$64.99	\$109.99
		Germination: 3-7 Days Life Span: 3 Years Coverage per #: 175 sqft			

Product	Size	Per Piece	Full Pallet (80 Pcs)
 SOD (Ken. Blue Blend for Sunny Areas)	5' x 2' 10 sqft/piece...80/pallet	\$7.99	\$7.19

**CHECK OUT
OUR STRAW
PRODUCTS &
FERTILIZERS!**



Prices subject to change without notice

4/1/2025

21355 TELEGRAPH ROAD
SOUTHFIELD, MI 48033
P: 248-356-8660
www.mainslandscapesupply.com

1-888-89-MAINS

STRAW & FERTILIZER PRODUCTS

Picture	Product	Description	Specifications	Each	10+
	STRAW BALE	Covering your grass seed with straw will help retain moisture, prevent erosion & washout, and protect your seed from birds.	1ft x 2ft x 3ft Bale covers 400 sqft	\$11.99	\$10.99
	EZ STRAW MULCH (w/Tackifier)	An Easy-To-Use alternative to traditional straw bales. This Shredded Straw w/Tack has all the benefits of traditional Straw with less-mess.	2.5 cubic Bale covers 500 sqft	\$15.99	\$13.99
	EZ STRAW LAWN REPAIR (w/ Grass Seed)	A 4-Part Mixture of SUN/SHADE Grass Seed, Shredded Straw Mulch, Fertilizer & Tackifier that is used to repair lawn patches.	11# Bale covers 200 sqft	\$23.99	\$20.99
			28# Bale covers 600 sqft	\$44.99	\$41.99
	STRAW BLANKET	Straw that is woven into a mess blanket to cover grass seed.	EZ STRAW 4ft x 50ft (200 sqft)...Inc. 15 pegs	\$29.99	\$27.99
			SMB-8 COMMERCIAL 8 ft x 112.5 (900 sqft)	\$48.99	\$44.99
	PREEN WEED PREVENTER	A granular weed-preventer that can be sprinkled into your flower beds to help prevent weed seeds from germinating.	16# Bag covers 2560 sqft	\$49.99	\$48.99
			31# Bag covers 5000 sqft	\$59.99	\$58.99
	MILORGANITE 6-4-0	An All-Purpose, Slow-Release, Non-Burning Fertilizer that can be applied 4 times a year. Popular because it is "Goof-Proof."	32# Bag covers 2500 sqft	\$18.99	\$17.99
	JONATHAN GREEN CRABGRASS (Early Spring)	Crabgrass Preventer w/Lawn Food to be applied in Early Spring	Bag covers 5,000 sqft	\$25.99	BUY ALL 4!!
			20% Nitrogen..... Healthy Green Foliage 0% Phosphorous.... Strong Roots & Blooms 3% Potassium..... Healthy Plant Growth		\$22.09 Save 15%
	JONATHAN GREEN WEED & FEED (Mid-Spring)	Weed & Feed to be applied in Mid-Spring during dandelion season	Bag covers 5,000 sqft	\$25.99	BUY ALL 4!!
			21% Nitrogen..... Healthy Green Foliage 0% Phosphorous.... Strong Roots & Blooms 3% Potassium..... Healthy Plant Growth		\$22.09 SAVE 15%
	JONATHAN GREEN LAWN FOOD (Summer)	Lawn Food to be applied in the Summer to promote a healthy lawn	Bag covers 5,000 sqft	\$22.99	BUY ALL 4!!
			20% Nitrogen..... Healthy Green Foliage 0% Phosphorous.... Strong Roots & Blooms 3% Potassium..... Healthy Plant Growth		\$19.54 SAVE 15%
	JONATHAN GREEN FALL FOOD (Fall)	Fall Food to be applied in the Fall to promote deep rooting and early Spring greening	Bag covers 5,000 sqft	\$22.99	BUY ALL 4!!
			10% Nitrogen..... Healthy Green Foliage 0% Phosphorous.... Strong Roots & Blooms 20% Potassium..... Healthy Plant Growth		\$19.54 SAVE 15%

WHAT DO THOSE FERTILIZER NUMBERS MEAN?

NITROGEN %	PHOSPHOROUS %	POTASSIUM %
NITROGEN PROMOTES HEALTHY FOLIAGE & BRIGHT GREEN COLOR	PHOSPHOROUS CREATES STRONG ROOT SYSTEMS & VIBRANT BLOOMS	POTASSIUM IS A VITAL NUTRIENT FOR OVERALL HEALTHY PLANT GROWTH

21355 TELEGRAPH ROAD
SOUTHFIELD, MI 48033
P: 248-356-8660
www.mainslandscapesupply.com

1-888-89-MAINS

Prices subject to change without notice

All measurements are approximate, not actual
4/1/2025

WEED FABRIC		Description	Sold Each	
	Weed Fabric (Pro-Steel Plus)	3' x 50'...Heavy Commercial	\$19.99	
		3' x 100'...Heavy Commercial	\$38.99	
		3' x 300'...Heavy Commercial	\$109.99	
		4' x 300'...Heavy Commercial	\$131.99	
		6' x 300'...Heavy Commercial	\$183.99	
		12' x 300'...Heavy Commercial	\$356.99	
GEO-GRID		Description	Sold Each	
	Strata-Grid (SGB-30)	4' x 50'	\$73.99	
		6.25' x 144'	\$229.99	
CONSTRUCTION FENCE		Description	Each	Pallet (35)
	Silt Fence (#79369)	2'(T) x 100'(L)...6' Spacing Stakes	\$62.99	\$56.69
		Meets Oakland County Specs		
PINS, PEGS, & NAILS		Description	Each	Case
Steel Stakes...Used for Edging		8" Length...200 Stakes per Case	\$3.19	\$251.99
Steel Staples...Used for Fabric		6" Length ...1000 Staples per Case	\$0.21	\$83.99
WOODEN STAKES		Description	Each	Bundle
Hardwood Tree Stakes-3 Ft...(25/Bundle)		2"(W) x 2"(D) x 3'(L)...25 per Bundle	SPECIAL ORDER	\$99.99
Hardwood Tree Stakes-4 Ft...(20/Bundle)		2"(W) x 2"(D) x 4'(L)...20 per Bundle	\$6.49	\$109.99
Hardwood Tree Stakes-5 Ft...(15/Bundle)		2"(W) x 2"(D) x 5'(L)...15 per Bundle	\$6.99	\$89.99
Hardwood Tree Stakes-6 Ft...(12/Bundle)		2"(W) x 2"(D) x 6'(L)...12 per Bundle	\$7.49	\$77.99
Hardwood Tree Stakes-7 Ft...(12/Bundle)		2"(W) x 2"(D) x 7'(L)...12 per Bundle	SPECIAL ORDER	\$84.99
BURLAP		Description	Per Linear Yd	Per Roll
	Burlap Rolls Untreated	40"(W) X 100'(L)	Full Rolls Only	\$72.99
		40"(W) X 300'(L)	\$2.99	\$199.99
		60"(W) X 300'(L)	Full Rolls Only	\$289.99
		72"(W) X 300'(L)	Full Rolls Only	\$319.99





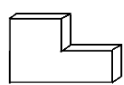

Prices subject to change without notice

4/1/2025

 21355 TELEGRAPH ROAD
 SOUTHFIELD, MI 48033
 P: 248-356-8660

www.mainslandscapesupply.com
1-888-89-MAINS



Picture	Product	Description	Price
	3 FOOT STEP	Size..... 36"Width x 7" Rise x 12" Tread Weight..... 170#	\$69.99
	4 FOOT STEP	Size..... 48"Width x 7" Rise x 12" Tread Weight..... 205# Each	\$89.99
	CUSTOM LENGTHS	Size..... Custom....Special Order Weight..... Custom....Special Order	\$25 PER LINEAR FOOT SPECIAL ORDER
	2-STEP RISER	Used to build-up 2 steps	\$19.99 per Pair
	3-STEP RISER	Used to build-up 3 steps	\$29.99 per Pair
	SPLASH BLOCK	Size..... 3"H x 11"W x 30"L	\$18.99

CUSTOM SIZE STEPS AVAILABLE

4/1/2025

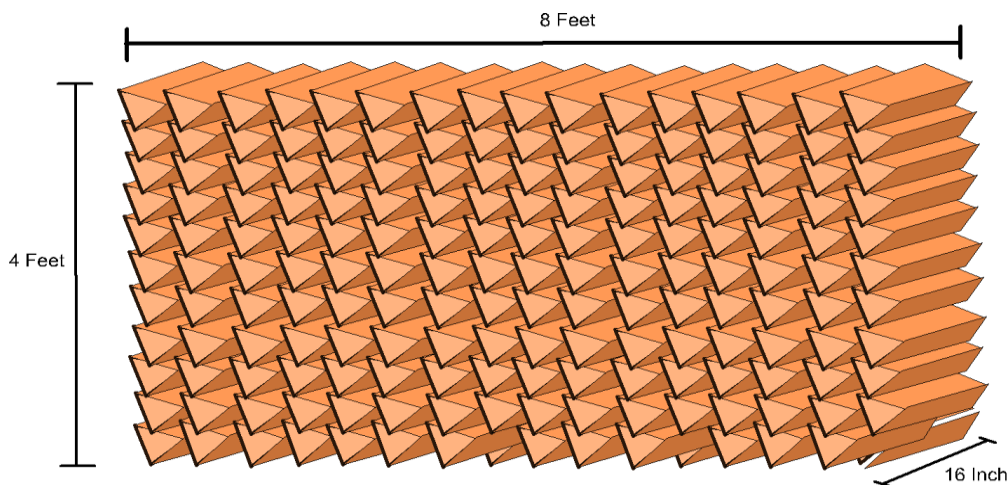
 21355 TELEGRAPH ROAD
 SOUTHFIELD, MI 48033
 P: 248-356-8660
www.mainslandscapesupply.com
1-888-89-MAINS

Prices subject to change without notice


All measurements are approximate, not actual

WHAT IS A FACE CORD?

A Face Cord consists of 16" Logs that are stacked approx. 4ft High x 8ft Wide.



****ALL MEASUREMENTS ARE APPROXIMATE & WILL VARY DEPENDING ON THE LOG SPLITS****

Picture	Product	Description	1/8 FC	1/4 FC	1/2 FC	Face Cord
	FIREWOOD	Our Firewood is a mixture of hardwoods that is seasoned for 1 year. All logs are cut to approximately 16" lengths.	\$44.00 <i>2ft x 2ft</i>	\$69.00 <i>4ft x 2ft</i>	\$119.00 <i>4ft x 4ft</i>	\$189.00 <i>4ft x 8ft</i>

INDIVIDUAL LOGS

Per Log...You Pick



\$3.49 Each

KINDLING BUNDLES

Kiln-Dried Pine Pallet Slats



\$7.99/Bundle

Approximately 20-25 Slats/Bundle

DUMP DELIVERY AVAILABLE
1 CORD MINIMUM...NO STACKING

4/1/2025

21355 TELEGRAPH ROAD
SOUTHFIELD, MI 48033
P: 248-356-8660
www.mainslandscapesupply.com

1-888-89-MAINS

Prices subject to change without notice

All measurements are approximate, not actual

25% OFF ALL MOON VALLEY FURNITURE!!

	Number	Outdoor Furniture Description	Dimensions & Weight	MSRP	SALE PRICE
TABLES	M-1000	56" Round Table (w/ attached)	88"L, 88"W, 30"H / 207 lbs.	\$1,979	\$1,484
	M-600	6' Picnic Table	72"L, 55"W, 31"H / 129 lbs.	\$1,119	\$839
	M-700	7' Picnic Table	84"L, 55"W, 31"H / 158 lbs.	\$1,189	\$892
	M-800	8' Picnic Table	96"L, 55"W, 31"H / 170 lbs.	\$1,259	\$944
	M-1800	25" End Table	28"L, 18"W, 19"H / 23 lbs.	\$259	\$194
CHAIRS	M-1500	Lawn Chair	28"L, 31"W, 40"H / 36 lbs.	\$369	\$277
	M-1700	Lawn Chair Rocker	28"L, 36"W, 40"H / 40 lbs.	\$359	\$269
	M-1600	Settee	52"L, 28"W, 43"H / 43 lbs.	\$619	\$464
	M-1400	Tete-a-Tete	66"L, 25"W, 40"H / 75 lbs.	\$649	\$487
SWINGS	M-100	5' Lawn Swing	89"L, 76"W, 69"H / 150 lbs.	\$959	\$719
	M-101	5' Swing (seat only)	64"L, 26"W, 48"H / 64 lbs.	\$529	\$397
	M-102	5' Swing (frame only)	94"L, 74"W, 70"H / 48 lbs.	\$529	\$397
	M-120	Tete-a-Tete Swing	89"L, 76"W, 69"H / 148 lbs.	\$989	\$742
	M-200	Double Glider	96"L, 96"W, 78"H / 307 lbs.	\$1,999	\$1,499
SWING CANOPIES	M-103	5' Swing Canopy (w/hrdwr)	80"L, 50"W, 12"H / 16 lbs.	\$419	\$314
	SP-22	5' Swing Canopy Only		\$369	\$277
	M-123	Tete-a-Tete Swing Canopy (w/hrdwr)	84"L, 50"W, 15"H / 17 lbs.	\$479	\$359
	TT-25	Tete-a-Tete Swing Canopy Only		\$409	\$307
	M-201	Glider Canopy (w/hrdwr)	88"L, 64"W, 15"H / 20 lbs.	\$629	\$472
	GP-18	Glider Canopy Only		\$559	\$419



Picnic Table



56" Round Table



Settee



Lawn Swing



Lawn Chair



Tete-a-Tete



Tete-a-Tete Swing (w/Cnpy)



Double Glider (w/Cnpy)

Prices subject to change without notice

4/1/2025

WE ARE THE LARGEST MOON VALLEY DEALER IN THE MIDWEST!!



MATERIAL DISPOSAL

(SOUTHFIELD LOCATION ONLY)



CUSTOMERS MAY DUMP THE FOLLOWING ITEMS

IN OUR FILL-DIRT PILE

\$25/YARD

CLEAN FILL DIRT

LEAVES

WOODCHIPS

SMALL ORGANIC MATERIALS

GRASS CLIPPINGS

GRAVEL

****ALL DUMPING CUSTOMERS MUST SCALE IN AND OUT...THERE IS A \$20 MINIMUM FOR ALL DUMPS...ALL DUMPS ARE SUBJECT TO INSPECTION...IT IS THE CUSTOMER'S RESPONSIBILITY TO SORT AND UNLOAD WASTE****

THE FOLLOWING PRODUCTS WILL NOT BE ACCEPTED!!

DEMOLITION MATERIALS

LARGE ROCKS & STONES

LOGS, STUMPS, BRANCHES

SOD, BRUSH, STRAW

TIRES

CHEMICALS, PAINTS, OILS

CONCRETE CHUNKS

TRASH, PLASTIC, & DEBRIS

DIRT MIXED WITH DEBRIS

BRICK & BLOCK REMNANTS

SCRAP METAL

CARPET REMNANTS

PALLETS

ASPHALT CHUNKS

**1 YARD MINIMUM CHARGE ON ALL DUMPED MATERIALS

**NO CHECKS...CASH OR CREDIT CARD ONLY

**MAIN'S RESERVES THE RIGHT TO REFUSE ANY LOADS

5/28/2025

Prices subject to change without notice

Picture	Product	Description		1 Gallon	5 Gallon
	BRICK PAVER SEALER <i>Water Based</i> (SRW)	Water-Based sealer for CONCRETE PAVERS that enhances the color of brick, protects against stains, and protects pavers from chipping & crumbling. Please read instructions before applying.	Low-Gloss	\$54.99	\$165.99
		Available Sizes..... 1 Gallon & 5 Gallon	High-Gloss	\$62.99	\$214.99
		Coverage per Gallon..... 150 sqft			
	BRICK & STONE SEALER <i>Oil Based</i> (SRW)	Oil-Based sealer for CONCRETE PAVERS & NATURAL STONE that enhances the color of brick, protects against stains, and protects pavers from chipping & crumbling. Please read instructions before applying.	Low-Gloss Xtreme	\$65.99	\$295.99
		Available Sizes..... 1 Gallon & 5 Gallon	High-Gloss Xtreme	\$84.99	\$334.99
		Coverage per Gallon..... 200 sqft			
	PAVER WASH CLEANER <i>All-Purpose Cleaner</i> (SRW)	General-purpose paver wash. It is a MUST-USE product to prepare pavers for sealing. This multi-purpose wash can tackle polyhaze, efflorescence and ground-in dirt		1 Gallon	Case (4)
		Available Sizes..... 1 Gallon...4 per Case		\$28.99	\$107.99
		Coverage per Gallon..... 200 sqft			
	XYLENE SOLVENT <i>Aggressive Cleaner</i> (SRW)	Xylene is used strip previous layers of sealant from almost all hard surfaces. Please read instructions before applying.		1 Gallon	Case (4)
		Available Sizes..... 1 Gallon...4 per Case		\$49.99	\$183.99
		Coverage per Gallon..... 200 sqft			
	CONSTRUCTION ADHESIVE <i>Superior Strength</i> (SRW)	Use this construction adhesive to lock brick and block together in HORIZONTAL applications. This product has amazing strength, is weather-proof, & sets quickly.	Size	Each	Case (12)
			10 Oz	\$6.99	\$79.69
			28 Oz	\$11.99	\$136.69
	CONSTRUCTION ADHESIVE <i>Rapid Set</i> (SRW)	Use this construction adhesive to lock brick and block together in VERTICAL applications. It has the fastest setup time on the market...5 SECONDS!! This product has amazing strength, is weather-proof, & sets quickly.	Size	Each	Case (12)
			10 Oz	\$9.79	\$111.61
			28 Oz	\$17.79	\$202.81
	ONE-SAND Polysand, Heavy (OAKS...50#)	1ONESAND polymeric sand is a specially formulated, high-performance mix of calibrated sands, polymers, and binding agents designed to fill and firmly bind paver joints. 1OneSand's superior performance and durability is ideal for all newly installed pavers or slabs, as well as paver joint replacement on existing walkways, patios or even sloped driveways. 1OneSand remains stable and just flexible enough, maintaining its durability and	Colors	Bag	Pallet (63)
			Canvas Beige	\$37.99	\$2,273.70
			Granite Grey	\$37.99	\$2,273.70
			Absolute Black	\$50.99	\$3,051.75
			Urban White	\$50.99	\$3,051.75
	G2 POLYBIND COMPLETE SAND Polysand (Alliance...50#)	G2 POLYBIND COMPLETE polymeric sand is specially formulated for joints up to 4" in traditional applications and 2" in overlay applications. It is "Rain Safe" in 15 minutes, is low/no dust & haze free.	Colors	Bag	Pallet (56)
			Nevada Tan	\$37.99	\$2,021.07
			Oxford Gray	\$41.99	\$2,233.87
			Jet Black	\$46.99	\$2,499.87
			Ivory White	\$51.99	\$2,765.87
	ASPHALT PATCH Heavy-Commercial (Quikrete...50#)	Commercial Grade...No heating or mixing required...Used to repair potholes		Bag	Pallet (63 Bag)
				\$28.99	\$1,735.05



CAULK GUN
Standard...\$7.99 each
Large...\$14.99 each



SLIT FOAM ROLLER
\$15.99 each

21355 TELEGRAPH ROAD
SOUTHFIELD, MI 48033
P: 248-356-8660
www.mainslandscapesupply.com

1-888-89-MAINS

**STOCKED IN
SOUTHFIELD**

UNILOCK®
PAVERS & WALLS

**- SMOOTH SURFACE
- CONTEMPORARY STYLE
- CLEAN EDGES**

**ENDURACOLOR®
FINISH**

STOCKED COLORS



Birch



Fossil



Granite



Opal



Dark Charcoal
(Small Rect Only)


SPECIAL ORDER COLORS



Grindstone

**AS LOW AS
\$7.39
/sqft**

4/1/2025

Product	Sizes	Packaging	Layer	Full Pallets	5+ Pallets
	Lrg Rect 15" x 22.5"	SqFt/Pallet.....105 sqft (18 Lrg, 27 Sq, 27 Sml)			
	Square 15" x 15"	SqFt/Layer..... 11.66 sqft (2 Lrg, 3 Sq, 3 Sml)	\$95.33 per Layer	\$814.75 per Pallet	\$775.95 per Pallet
	Small Rect 7.5" x 15"	Layers/Pallet... 9 Layers per pallet Pallet Weight... 2879 Pounds	\$8.15 /SqFt	\$7.76 /SqFt	\$7.39 /SqFt
	Small Rect 7.5" x 15" (Charcoal Only)	SqFt/Pallet.....105 sqft (135 Sml Rect) SqFt/Layer..... 11.66 sqft (15 Sml) Layers/Pallet... 9 Layers per pallet Pallet Weight... 2879 Pounds	\$95.33 per Layer \$8.15 /SqFt	\$814.75 per Pallet \$7.76 /SqFt	\$775.95 per Pallet \$7.39 /SqFt
	XL Rectangle 37.5" x 22.5" <i>Special Order</i>	SqFt/Pallet.....81.6 sqft (14 Rect) SqFt/Layer..... 11.66 sqft (2 Rect) Layers/Pallet... 7 Layers per pallet Pallet Weight... 2239 Pounds	N/A per Layer \$8.81 /SqFt	\$684.58 per Pallet \$8.39 /SqFt	\$651.98 per Pallet \$7.99 /SqFt

21355 TELEGRAPH ROAD
SOUTHFIELD, MI 48033
P: 248-356-8660
www.mainslandscapesupply.com

1-888-89-MAINS

**Special order colors: Full pallets only, delivery only, pre-paid only, allow 3-5 business days
**No returns Prices subject to change without notice

**Straps/Layers & Fulls Pallets only
**Measurements are approximate, not actual

**STOCKED IN
SOUTHFIELD**

UNILOCK®
PAVERS & WALLS

**- EMBOSSED SURFACE
- RUSTIC STYLE
- CLEAN EDGES**

**ENDURACOLOR®
FINISH**

STOCKED COLORS



Fossil



Steel Mountain




SPECIAL ORDER COLORS



Bavarian

**AS LOW AS
\$9.89
/sqft**

4/1/2025

Product	Sizes	Packaging	Layer	Full Pallets	5+ Pallets
   60mm Thick	Lrg Rect 15" x 22.5"	SqFt/Pallet..... 117 sqft (20 Lrg, 30 Sq, 30 Sml)			
	Square 15" x 15"	SqFt/Layer..... 11.7 sqft (2 Lrg, 3 Sq, 3 Sml)	\$127.57 per Layer	\$1,214.99 per Pallet	\$1,157.13 per Pallet
	Small Rect 7.5" x 15"	Layers/Pallet... 10 Layers per pallet			
		Pallet Weight... 3241 Pounds	\$10.90 /SqFt	\$10.38 /SqFt	\$9.89 /SqFt

21355 TELEGRAPH ROAD
SOUTHFIELD, MI 48033
P: 248-356-8660
www.mainslandscapesupply.com

1-888-89-MAINS

**Special order colors: Full pallets only, delivery only, pre-paid only, allow 3-5 business days
**No returns Prices subject to change without notice

**Straps/Layers & Fulls Pallets only
**Measurements are approximate, not actual

**STOCKED IN
SOUTHFIELD**

UNILOCK®
PAVERS & WALLS

**- TUMBLED PAVERS
- OLD WORLD CHARM
- RUSTIC STYLE**

**CLASSIC
FINISH**

STOCKED COLORS



Sandstone



Coffee Creek



Limestone



Charcoal (4x6 Only)




SPECIAL ORDER COLORS



Mahogany

**AS LOW AS
\$6.59
/sqft**

4/1/2025

Product	Sizes	Packaging	Layer	Full Pallets	5+ Pallets
   70mm Thick	Half Stone 4.13" x 6.88"	SqFt/Pallet..... 100 sqft (504 Bricks) SqFt/Layer..... 12.5 sqft (63 Bricks) Layers/Pallet... 8 Layers per pallet Pallet Weight... 3195 Pounds	\$90.82 per Layer \$7.27 /SqFt	\$691.95 per Pallet \$6.92 /SqFt	\$659.00 per Pallet \$6.59 /SqFt
	Stndrd Stone 6.88" x 8.25"	SqFt/Pallet..... 96 sqft (240 Bricks) SqFt/Layer..... 12 sqft (30 Bricks) Layers/Pallet... 8 Layers per pallet Pallet Weight... 3072 Pounds	\$87.19 per Layer \$7.27 /SqFt	\$664.27 per Pallet \$6.92 /SqFt	\$632.64 per Pallet \$6.59 /SqFt
	XL Stone 8.25" x 13.75"	SqFt/Pallet..... 96 sqft (120 Bricks) SqFt/Layer..... 9.6 sqft (12 Bricks) Layers/Pallet... 10 Layers per pallet Pallet Weight... 3072 Pounds	\$69.75 per Layer \$7.27 /SqFt	\$664.27 per Pallet \$6.92 /SqFt	\$632.64 per Pallet \$6.59 /SqFt

21355 TELEGRAPH ROAD
SOUTHFIELD, MI 48033

P: 248-356-8660

www.mainslandscapesupply.com


1-888-89-MAINS

**Special order colors: Full pallets only, delivery only, pre-paid only, allow 3-5 business days
**No returns Prices subject to change without notice

**Straps/Layers & Fulls Pallets only
**Measurements are approximate, not actual



STOCKED COLORS



Burgundy Red



Burnt Clay




Old Oak



Arctic Grey




Steel Blue



Basalt



4/1/2025

Product	Sizes	Packaging	Layer	Full Pallets	5+ Pallets
 60mm Thick	Standard 2.63" x 8.88"	SqFt/Pallet.....89.2 sqft (600 Bricks)	\$162.14 per Layer \$14.54 /SqFt	\$1,235.38 per Pallet \$13.85 /SqFt	\$1,176.55 per Pallet \$13.19 /SqFt
		SqFt/Layer..... 11.15 sqft (75 Bricks)			
		Layers/Pallet... 8 Layers per pallet			
		Pallet Weight... 2349 Pounds			

21355 TELEGRAPH ROAD
SOUTHFIELD, MI 48033
P: 248-356-8660
www.mainslandscapesupply.com

1-888-89-MAINS

**Special order colors: Full pallets only, delivery only, pre-paid only, allow 3-5 business days
**No returns Prices subject to change without notice

**Straps/Layers & Fulls Pallets only
**Measurements are approximate, not actual

**STOCKED IN
SOUTHFIELD**

UNILOCK®
PAVERS & WALLS

- TRADITIONAL STYLE
- SIMPLE INSTALLATION
- AFFORDABLE PRICE

ENDURACOLOR™
FINISH

STOCKED COLORS



Ivory



Dark Charcoal

SPECIAL ORDER COLORS



Granite




Charleston



Fossil

AS LOW AS
\$6.39
/sqft

4/1/2025

Product	Sizes	Packaging	Layer	Full Pallets	5+ Pallets
 60mm Thick	Standard 4" x 8"	SqFt/Pallet..... 106.2 sqft (488 Bricks)	\$83.13 per Layer \$7.04 /SqFt	\$712.55 per Pallet \$6.71 /SqFt	\$678.62 per Pallet \$6.39 /SqFt
		SqFt/Layer..... 11.8 sqft (54 Bricks)			
		Layers/Pallet... 9 Layers per pallet			
		Pallet Weight... 2914 Pounds			
		Add \$1.00/sqft for Ivory Color			

21355 TELEGRAPH ROAD
SOUTHFIELD, MI 48033
P: 248-356-8660
www.mainslandscapesupply.com

1-888-89-MAINS

**Special order colors: Full pallets only, delivery only, pre-paid only, allow 3-5 business days
**No returns Prices subject to change without notice

**Straps/Layers & Fulls Pallets only
**Measurements are approximate, not actual

**STOCKED IN
SOUTHFIELD**

UNILOCK®
PAVERS & WALLS

- PERMEABLE
- SMOOTH SURFACE
- CONTEMPORARY STYLE
- CLEAN EDGES

ENDURACOLOR™
FINISH

STOCKED COLORS



Fossil



Granite



Tuscany

AS LOW AS
\$7.39
/sqft

4/1/2025

Product	Sizes	Packaging	Layer	Full Pallets	5+ Pallets
<p>60mm Thick</p>	Lrg Rect 8.88" x 13.38"	SqFt/Pallet.....105.2 sqft (54 Lrg, 63 Sq, 72 Sml)			
	Square 8.88" x 8.88"	SqFt/Layer..... 11.7 sqft (6 Lrg, 7 Sq, 8 Sml)	\$95.33 per Layer	\$816.30 per Pallet	\$777.43 per Pallet
	Small Rect 4.5" x 8.88"	Layers/Pallet... 9 Layers per pallet			
		Pallet Weight...2886 Pounds	\$8.15 /SqFt	\$7.76 /SqFt	\$7.39 /SqFt

21355 TELEGRAPH ROAD
SOUTHFIELD, MI 48033
P: 248-356-8660
www.mainslandscapesupply.com

1-888-89-MAINS

**Special order colors: Full pallets only, delivery only, pre-paid only, allow 3-5 business days
**No returns Prices subject to change without notice

**Straps/Layers & Fulls Pallets only
**Measurements are approximate, not actual

ARTLINE RNDM SMOOTH (7cm)



\$8.19 /sqft 7-Piece 93.25 SqFt/Pallet

BEACON HILL RNDM FLGSTNE (6cm)



\$7.79 /sqft 3-Piece 105 SqFt/Pallet

BEACON HILL RNDM SMOOTH (8cm)



\$10.29 /sqft 3-Piece 74 SqFt/Pallet

COURTSTONE (6cm)



\$13.79 /sqft 5-Piece 98.3 SqFt/Pallet

ECO-PRIORA PREMIER (8cm)



\$10.29 /sqft 1-Piece: 76 SqFt/Pallet

ECO-PRIORA STANDARD (8cm)



\$5.39 /sqft 1-Piece: 76 SqFt/Pallet



UNILOCK
PAVERS & WALLS

**FACTORY DIRECT...
ALLOW 2-4 DAYS**

THESE PAVERS ARE AVAILABLE FOR DELIVERY ONLY.
THEY MUST BE PRE-PAID, ARE NON-REFUNDABLE, COME
IN FULL-PALLETS ONLY, AND ARE GENERALLY
DELIVERED IN 2-4 BUSINESS DAYS.

21355 TELEGRAPH ROAD
SOUTHFIELD, MI 48033
P: 248-356-8660
www.mainslandscapesupply.co

1-888-89-MAINS

*Special order colors: Full pallets only, delivery only, pre-paid only, allow 3-5 business days
**No returns Prices subject to change without notice

**Straps/Layers & Fulls Pallets only
**Measurements are approximate, not actual 4/1/2025

HEX (7cm)



\$8.19 /sqft 1-Piece 74 SqFt/Pallet

HOLLANDSTONE 4X8 (6cm)



\$3.79 /sqft 1-Piece 106.2 SqFt/Pallet

IL CAMPO 4X8 (7cm)



\$10.49 /sqft 1-Piece 95 SqFt/Pallet

MATTONI (7cm)



\$9.89 /sqft 1-Piece 111.6 SqFt/Pallet

RICHCLIFF RANDOM (6cm)



\$14.69 /sqft 3-Piece: 90.3 SqFt/Pallet

SERIES 4X8 (6cm)



\$13.39 /sqft 1-Piece: 118 SqFt/Pallet



UNILOCK
PAVERS & WALLS

**FACTORY DIRECT...
ALLOW 2-4 DAYS**

THESE PAVERS ARE AVAILABLE FOR DELIVERY ONLY.
THEY MUST BE PRE-PAID, ARE NON-REFUNDABLE, COME
IN FULL-PALLETS ONLY, AND ARE GENERALLY
DELIVERED IN 2-4 BUSINESS DAYS.

21355 TELEGRAPH ROAD
SOUTHFIELD, MI 48033
P: 248-356-8660
www.mainslandscapesupply.co

1-888-89-MAINS

*Special order colors: Full pallets only, delivery only, pre-paid only, allow 3-5 business days
**No returns Prices subject to change without notice

**Straps/Layers & Fulls Pallets only
**Measurements are approximate, not actual 4/1/2025

THORNBURY (7cm)



\$8.19 /sqft 3-Piece 89 SqFt/Pallet

TOWN HALL (7cm)



\$14.89 /sqft 1-Piece 89 SqFt/Pallet

TURFSTONE (8cm)




\$4.29 /sqft 1-Piece 80 SqFt/Pallet

UMBRIANO RANDOM (6cm)



\$13.99 /sqft 3-Piece: 94.14 SqFt/Pallet

URBAN (6cm)



\$8.09 /sqft 18x24: 93 SqFt/Pallet
18x36: 53 SqFt/Pallet

WESTPORT RANDOM (7cm)



\$5.39 /sqft 3-Piece: 94.20 SqFt/Pallet



UNILOCK
PAVERS & WALLS

**FACTORY DIRECT...
ALLOW 2-4 DAYS**


THESE PAVERS ARE AVAILABLE FOR DELIVERY ONLY.
THEY MUST BE PRE-PAID, ARE NON-REFUNDABLE, COME
IN FULL-PALLETS ONLY, AND ARE GENERALLY
DELIVERED IN 2-4 BUSINESS DAYS.

21355 TELEGRAPH ROAD
SOUTHFIELD, MI 48033
P: 248-356-8660
www.mainslandscapesupply.co

1-888-89-MAINS

*Special order colors: Full pallets only, delivery only, pre-paid only, allow 3-5 business days
**No returns Prices subject to change without notice

**Straps/Layers & Fulls Pallets only
**Measurements are approximate, not actual 4/1/2025



STOCKED COLORS



Limestone



Coffee Creek



Sandstone




Charcoal

SPECIAL ORDER COLORS



Mahogany Ash

Product	Size	Packaging	Each	Full Pallet	5+ Pallet
	4" x 12" x 8" <i>Nominal</i>	Units/ Pallet..... 96 pieces per pallet Weight/ Piece..... Approx 32 pounds each Pallet Weight..... 3020 Pounds Exposed Face Area.... Modular (Varies)	\$7.29 per piece	\$6.93 per piece \$664.85 /pallet	\$6.58 per piece \$631.61 /pallet

Prices subject to change without notice

4/1/2025

21355 TELEGRAPH ROAD
SOUTHFIELD, MI 48033
P: 248-356-8660
www.mainslandscapesupply.com

1-888-89-MAINS

**Special order colors: Full pallets only, delivery only, pre-paid only, allow 3-5 business days

**Measurements are approximate, not actual

**STOCKED IN
SOUTHFIELD**

UNILOCK®
PAVERS & WALLS



**CLASSIC
FINISH**

STOCKED COLORS



Fieldstone



Granite



Charcoal

Product	Size	Packaging	Each	Full Pallet	5+ Pallets
	<i>XL Tapered</i> 15.75"W x 5.88"T x 11.88"D	Units/ Pallet..... 32 pieces/pallet Weight/ Piece..... Approx 78 pounds each Pallet Weight..... 2508 Pounds Exposed Face Area.... 2/3 Sq Face Ft	\$11.79 per piece	\$11.20 per piece \$358.42 /pallet	\$10.64 per piece \$340.50 /pallet
	<i>90° Corner</i> 15.75"W x 5.88"T x 11.88"D	Units/ Pallet..... 48 pieces/pallet Weight/ Piece..... Approx 58 pounds each Pallet Weight..... 2780 Pounds Exposed Face Area.... Varies	\$9.49 per piece	\$9.02 per piece \$432.74 /pallet	\$8.56 per piece \$411.11 /pallet
	<i>Coping</i> 15.75"W x 3"T x 12.75"D	Units/ Pallet..... 48 pieces per pallet Weight/ Piece..... Approx 47 pounds each Pallet Weight..... 2256 Pounds Exposed Face Area.... 1 1/2 Linear Ft	\$9.39 per piece	\$8.92 per piece \$428.18 /pallet	\$8.47 per piece \$406.77 /pallet

4/1/2025

21355 TELEGRAPH ROAD
SOUTHFIELD, MI 48033
P: 248-356-8660
www.mainslandscapesupply.com


1-888-89-MAINS

**Special order colors: Full pallets only, delivery only, pre-paid only, allow 3-5 business days

**Measurements are approximate, not actual

**No returns

Prices subject to change without notice


SPECIAL ORDER COLORS

Granite

Charcoal

Beechwood

Sandstone

Product	Size	Packaging	Each	Full Pallet	5+ Pallets
  	Tapered Unit 7.88"W x 5.88"T x 11.88"D	Units/ Pallet..... 60 pieces/pallet (30 Pairs) Weight/ Piece..... Approx 43 pounds each Pallet Weight..... 2580 Pounds Exposed Face Area.... 1/3 Sq Face Ft	\$7.49 per piece	\$7.12 per piece \$426.93 /pallet	\$6.76 per piece \$405.58 /pallet
	90° Corner 11.88"W x 5.88"T x 7.88"D	Units/ Pallet..... 12 pairs (12 Lft / 12 Rgt) Weight/ Piece..... Approx 55 pounds each Pallet Weight..... 1320 Pounds Exposed Face Area.... Varies	\$26.49 per pair	\$25.17 per pair \$301.99 /pallet	\$23.91 per pair \$286.89 /pallet
	1ft Coping 11.88"W x 3"T x 11.88"D	Units/ Pallet..... 84 pieces per pallet Weight/ Piece..... Approx 32 pounds each Pallet Weight..... 2750 Pounds Exposed Face Area.... 1 Linear Ft	\$6.39 per piece	\$6.07 per piece \$509.92 /pallet	\$5.77 per piece \$484.43 /pallet

4/1/2025

 21355 TELEGRAPH ROAD
 SOUTHFIELD, MI 48033
 P: 248-356-8660
www.mainslandscapesupply.com
1-888-89-MAINS

**Special order colors: Full pallets only, delivery only, pre-paid only, allow 3-5 business days

**Measurements are approximate, not actual

**No returns

Prices subject to change without notice

BRUSSELS FULLNOSE



Add \$0.50 for Charcoal


\$7.69 /each 6x12x3: 192 Pieces/Pallet

ESTATE WALL



\$12.79	/face ft	3-Piece	31.25 FcFt/Pallet
\$9.99	/each	Coping	72 Pieces/Pallet
\$15.49	/each	Corner	40 Pieces/Pallet

LEDGESTONE COPING (7cm)



\$53.99	/each	12x24	12 Pieces/Pallet
\$69.99	/each	13.5x30	12 Pieces/Pallet
\$53.99	/each	12x24 FN	13 Pieces/Pallet

LEDGESTONE PILLAR CAP (24X24)



\$178.99 /each 100mm: 5 Pieces/Pallet

LINEO DIMENSIONAL WALL



\$8.69	/each	12" Pillar:	Pieces/Pallet
\$20.99	/face ft	4-Piece:	FcFt/Pallet

RIVERCREST WALL



\$43.99	/face ft	6-Piece	24.3 FcFt/Pallet
\$43.99	/face ft	Corner	16.21 FcFt/Pallet



UNILOCK
PAVERS & WALLS

FACTORY DIRECT...
ALLOW 2-4 DAYS

THESE PAVERS ARE AVAILABLE FOR DELIVERY ONLY. THEY MUST BE PRE-PAID, ARE NON-REFUNDABLE, COME IN FULL-PALLETS ONLY, AND ARE GENERALLY DELIVERED IN 2-4 BUSINESS DAYS.

21355 TELEGRAPH ROAD
SOUTHFIELD, MI 48033
P: 248-356-8660
www.mainslandscapesupply.co

1-888-89-MAINS

*Special order colors: Full pallets only, delivery only, pre-paid only, allow 3-5 business days
**No returns Prices subject to change without notice

**Straps/Layers & Fulls Pallets only
**Measurements are approximate, not actual 4/1/2025

SIENA EDGE CORNER & COPING



\$64.99 /each Pieces/Pallet

SIENA STONE SMOOTH



\$139.99	/each	48" Step	Pieces/Pallet
\$69.99	/each	Coping	Pieces/Pallet
\$139.99	/pair	Corner	Pairs/Pallet
\$69.99	/each	Wall 375	Pieces/Pallet

U-CARA 3" PANELS



\$22.99	/fc ft	FcFt/Pallet
\$1.99	/each	Pieces/Pallet

U-CARA BACKERS



\$5.59	/each	Large	Pieces/Pallet
\$3.59	/each	Standard	Pieces/Pallet

U-CARA HALF CORNER PANELS



\$8.79	/pair	Corner	Pairs/Pallet
(Smth, Pitch, Subway, Lavano)			

U-CARA STANDARD PANELS



\$7.49	/each	Standard	Pieces/Pallet
(Smth, Pitch, Subway, Lavano)			



UNILOCK
PAVERS & WALLS

**FACTORY DIRECT...
ALLOW 2-4 DAYS**

THESE PAVERS ARE AVAILABLE FOR DELIVERY ONLY. THEY MUST BE PRE-PAID, ARE NON-REFUNDABLE, COME IN FULL-PALLETS ONLY, AND ARE GENERALLY DELIVERED IN 2-4 BUSINESS DAYS.

21355 TELEGRAPH ROAD
SOUTHFIELD, MI 48033
P: 248-356-8660
www.mainslandscapesupply.co

1-888-89-MAINS

*Special order colors: Full pallets only, delivery only, pre-paid only, allow 3-5 business days
**No returns Prices subject to change without notice

**Straps/Layers & Fulls Pallets only
**Measurements are approximate, not actual 4/1/2025

**STOCKED IN
SOUTHFIELD**



- TRADITIONAL STYLE
- SIMPLE INSTALLATION
- AFFORDABLE PRICE

STOCKED COLORS



Champagne



Marble Grey



Chestnut




Onyx

**AS LOW AS
\$5.19**
/sqft

4/1/2025

****Add 50-cents for Premiere Colors****

Product	Sizes	Packaging	Layer	Full Pallets	5+ Pallets
 60mm Thick	Standard 4" x 8"	SqFt/Pallet..... 106 sqft (477 Full... 18 Halves)			
		SqFt/Layer..... 11.8 sqft (54 Bricks)			
		Layers/Pallet... 9 Layers per pallet	\$67.52 per Layer	\$577.65 per Pallet	\$550.14 per Pallet
		Pallet Weight... 2900 Pounds			
			\$5.72 /SqFt	\$5.45 /SqFt	\$5.19 /SqFt

21355 TELEGRAPH ROAD
SOUTHFIELD, MI 48033
P: 248-356-8660
www.mainslandscapesupply.com

1-888-89-MAINS

****Special order colors: Full pallets only, delivery only, pre-paid only, allow 3-5 business days**

****No returns**

Prices subject to change without notice

****Straps/Layers & Fulls Pallets only**

****Measurements are approximate, not actual**

**STOCKED IN
SOUTHFIELD**



**- TUMBLED PAVERS
- OLD WORLD CHARM
- RUSTIC STYLE**

STOCKED COLORS



Greyfield



Sandalwood



Timberwood



Onyx (6x9 Only)



SPECIAL ORDER COLORS



Silversand

**AS LOW AS
\$5.29
/sqft**

4/1/2025

Product	Sizes	Packaging	Layer	Full Pallets	5+ Pallets
	Square 6" x 6"	SqFt/Pallet..... 104 sqft (360 Sq, 144 Sml) SqFt/Layer..... 11.56 sqft (40 Sq, 16 Sml) Layers/Pallet... 9 Layers per pallet Pallet Weight... 2925 Pounds	\$67.42 per Layer \$5.83 /SqFt	\$577.67 per Pallet \$5.55 /SqFt	\$550.16 per Pallet \$5.29 /SqFt
	Small Rect 3" x 6"				
	Lrg Rect 6" x 9"	SqFt/Pallet..... 105 sqft (288 Bricks) SqFt/Layer..... 11.67 sqft (32 Bricks) Layers/Pallet... 9 Layers per pallet Pallet Weight... 2826 Pounds	\$68.06 per Layer \$5.83 /SqFt	\$583.22 per Pallet \$5.55 /SqFt	\$555.45 per Pallet \$5.29 /SqFt
	Jumbo Sq 9" x 9" <i>(Special Order)</i>	SqFt/Pallet..... 98 sqft (180 Bricks) SqFt/Layer..... 10.9 sqft (20 Bricks) Layers/Pallet... 9 Layers per pallet Pallet Weight... 2750 Pounds	NA	\$544.34 per Pallet \$5.55 /SqFt	\$518.42 per Pallet \$5.29 /SqFt
	Jumbo Rect 9" x 12" <i>(Special Order)</i>	SqFt/Pallet..... 104 sqft (144 Bricks) SqFt/Layer..... 11.56 sqft (16 Bricks) Layers/Pallet... 9 Layers per pallet Pallet Weight... 2936 Pounds	NA	\$577.67 per Pallet \$5.55 /SqFt	\$550.16 per Pallet \$5.29 /SqFt

21355 TELEGRAPH ROAD
SOUTHFIELD, MI 48033

P: 248-356-8660

www.mainslandscapesupply.com

1-888-89-MAINS

**Special order colors: Full pallets only, delivery only, pre-paid only, allow 3-5 business days


**No returns

Prices subject to change without notice

**Straps/Layers & Fulls Pallets only

**Measurements are approximate, not actual

**STOCKED IN
SOUTHFIELD**



- SMOOTH SURFACE
- CONTEMPORARY STYLE
- CLEAN EDGES

STOCKED COLORS



Champagne



Marble Grey



Milano



Onyx
(8x16 & 12x24 Only)



Chestnut
(8x16 Only)

SPECIAL ORDER COLORS



Cloudburst

AS LOW AS
\$6.59
/sqft

4/1/2025

Product	Sizes	Packaging	Layer	Full Pallets	5+ Pallets
    60mm Thick	Lrg Rect 16" x 24" Square 16" x 16" Small Rect 8" x 16"	SqFt/Pallet..... 103.4 sqft (16 Lrg, 24 Sq, 24 Sml) SqFt/Layer..... 12.9 sqft (2 Lrg, 3 Sq, 3 Sml) Layers/Pallet... 8 Layers per pallet Pallet Weight... 2940 Pounds	\$93.72 per Layer \$7.27 /SqFt	\$715.48 per Pallet \$6.92 /SqFt	\$681.41 per Pallet \$6.59 /SqFt
	Small Rect 8" x 16"	SqFt/Pallet..... 103.4 sqft (120 Sml Rect) SqFt/Layer..... 12.9 sqft (15 Sml) Layers/Pallet... 8 Layers per pallet Pallet Weight... 2912 Pounds	\$93.72 per Layer \$7.27 /SqFt	\$715.48 per Pallet \$6.92 /SqFt	\$681.41 per Pallet \$6.59 /SqFt
	Rectangle 12" x 24"	SqFt/Pallet..... 104.6 sqft (54 Rect) SqFt/Layer..... 11.6 sqft (6 Rect) Layers/Pallet... 9 Layers per pallet Pallet Weight... 3017 Pounds	\$84.28 per Layer \$7.27 /SqFt	\$723.78 per Pallet \$6.92 /SqFt	\$689.31 per Pallet \$6.59 /SqFt

21355 TELEGRAPH ROAD
SOUTHFIELD, MI 48033
P: 248-356-8660
www.mainslandscapesupply.com

1-888-89-MAINS

**Special order colors: Full pallets only, delivery only, pre-paid only, allow 3-5 business days
**No returns Prices subject to change without notice

**Straps/Layers & Fulls Pallets only
**Measurements are approximate, not actual

**STOCKED IN
SOUTHFIELD**



STOCKED COLORS



Champagne



Marble Grey



Milano



Onyx
(8x16 Only)



Chestnut
(8x16 Only)





SPECIAL ORDER COLORS



Mackinaw

AS LOW AS
\$6.59
 /sqft

4/1/2025

Product	Sizes	Packaging	Layer	Full Pallets	5+ Pallets
    60mm Thick	Lrg Rect 16" x 24" Square 16" x 16" Small Rect 8" x 16"	SqFt/Pallet.....103.4 sqft (16 Lrg, 24 Sq, 24 Sml) SqFt/Layer..... 12.9 sqft (2 Lrg, 3 Sq, 3 Sml) Layers/Pallet... 8 Layers per pallet Pallet Weight...2940 Pounds	\$93.72 per Layer \$7.27 /SqFt	\$715.48 per Pallet \$6.92 /SqFt	\$681.41 per Pallet \$6.59 /SqFt
	Small Rect 8" x 16"	SqFt/Pallet.....103.4 sqft (120 Sml Rect) SqFt/Layer..... 12.9 sqft (15 Sml) Layers/Pallet... 8 Layers per pallet Pallet Weight...2912 Pounds	\$93.72 per Layer \$7.27 /SqFt	\$715.48 per Pallet \$6.92 /SqFt	\$681.41 per Pallet \$6.59 /SqFt
	Rectangle 16" x 24"	SqFt/Pallet.....103.4 sqft (40 Pieces) SqFt/Layer..... 12.9 sqft (5 Pieces) Layers/Pallet... 8 Layers per pallet Pallet Weight...2952 Pounds	\$93.72 per Layer \$7.27 /SqFt	\$715.48 per Pallet \$6.92 /SqFt	\$681.41 per Pallet \$6.59 /SqFt

21355 TELEGRAPH ROAD
 SOUTHFIELD, MI 48033
 P: 248-356-8660
www.mainslandscapesupply.com

1-888-89-MAINS

**Special order colors: Full pallets only, delivery only, pre-paid only, allow 3-5 business days
 **No returns Prices subject to change without notice

**Straps/Layers & Fulls Pallets only
 **Measurements are approximate, not actual



STOCKED COLORS



Chartan



Greystone



Sandalwood





Onyx

SPECIAL ORDER COLORS



Champagne

Product	Size	Packaging	Each	Full Pallet	5+ Pallet
 Standard	4" x 8" x 12" <i>Nominal</i>	Units/ Pallet..... 100 pieces per pallet Weight/ Piece..... Approx 28 pounds each Pallet Weight..... 2800 Pounds Exposed Face Area.... Modular (Varies)	\$5.19 per piece	\$4.93 per piece \$493.05 /pallet	\$4.68 per piece \$468.40 /pallet
 Tapered	4"x8"x6" or 8" <i>Nominal</i>	Units/ Pallet..... 150 pieces per pallet Weight/ Piece..... Approx 18 pounds each Pallet Weight..... 2700 Pounds Exposed Face Area.... Modular (Varies)	\$4.09 per piece	\$3.89 per piece \$582.83 /pallet	\$3.69 per piece \$553.68 /pallet

Prices subject to change without notice

4/1/2025

21355 TELEGRAPH ROAD
SOUTHFIELD, MI 48033
P: 248-356-8660
www.mainslandscapesupply.com

1-888-89-MAINS

**Special order colors: Full pallets only, delivery only, pre-paid only, allow 3-5 business days

**Measurements are approximate, not actual

**STOCKED IN
SOUTHFIELD**




NEW!




STOCKED COLORS




Champagne



Marble Grey



Onyx

Product	Size	Packaging	Each	Full Pallet	5+ Pallet
	4" x 12" x 8" <i>Nominal</i>	Units/ Pallet..... 84 pieces per pallet Weight/ Piece..... Approx 28 pounds each Pallet Weight..... 2350 Pounds Exposed Face Area.... Modular (Varies)	\$5.19 per piece	\$4.93 per piece \$414.16 /pallet	\$4.68 per piece \$393.45 /pallet

Prices subject to change without notice

4/1/2025

21355 TELEGRAPH ROAD
SOUTHFIELD, MI 48033
P: 248-356-8660
www.mainslandscapesupply.com

1-888-89-MAINS

**Special order colors: Full pallets only, delivery only, pre-paid only, allow 3-5 business days

**Measurements are approximate, not actual

**STOCKED IN
SOUTHFIELD**



STOCKED COLORS



Champagne



Marble Grey



Sandalwood

SPECIAL ORDER COLORS



Desert



Timberwood



Mountain



Onyx

Product	Size	Packaging	Each	Full Pallet	5+ Pallets
	Tapered Unit 8"Wx6"Tx12"D <i>Special Order</i>	Units/ Pallet..... 60 pieces per pallet Weight/ Piece..... Approx 40 pounds each Pallet Weight..... 2400 Pounds Exposed Face Area.... 1/3 Sq Face Ft	\$7.19 per piece	\$6.83 per piece \$409.83 /pallet	\$6.49 \$389.34 /pallet
	Standard Unit 8"Wx6"Tx12"D	Units/ Pallet..... 60 pieces per pallet Weight/ Piece..... Approx 46 pounds each Pallet Weight..... 2760 Pounds Exposed Face Area.... 1/3 Sq Face Ft	\$7.19 per piece	\$6.83 per piece \$409.83 /pallet	\$6.49 \$389.34 /pallet
	90° Corner 12"Wx6"Tx8"D	Units/ Pallet..... 48 pieces (24 Lft / 24 Rgt) Weight/ Piece..... Approx 47 pounds each Pallet Weight..... 2256 Pounds Exposed Face Area.... Varies	\$19.99 per pair	\$18.99 per pair \$455.77 /pallet	\$18.04 \$432.98 /pallet
	2ft Coping 24"Wx3"Tx12"D <i>Special Order</i>	Units/ Pallet..... 24 pieces per pallet Weight/ Piece..... Approx 70 pounds each Pallet Weight..... 1680 Pounds Exposed Face Area.... 2 Linear Ft	\$12.69 per piece	\$12.06 per piece \$289.33 /pallet	\$11.96 \$286.93 /pallet
	1ft Coping 12"Wx3"Tx12"D	Units/ Pallet..... 72 pieces per pallet Weight/ Piece..... Approx 35 pounds each Pallet Weight..... 2520 Pounds Exposed Face Area.... 1 Linear Ft	\$6.69 per piece	\$6.36 per piece \$457.60 /pallet	\$6.04 \$434.72 /pallet

4/1/2025

21355 TELEGRAPH ROAD
 SOUTHFIELD, MI 48033
 P: 248-356-8660
www.mainslandscapesupply.com

1-888-89-MAINS

**Special order colors: Full pallets only, delivery only, pre-paid only, allow 3-5 business days

**Measurements are approximate, not actual

**No returns

Prices subject to change without notice

**STOCKED IN
SOUTHFIELD**



STOCKED COLORS



Champagne




Marble Grey



Onyx (Coping Only)






SPECIAL ORDER COLORS



Cloudburst



Milano

Product	Size	Packaging	Full Pallet	5+ Pallets
 16" Unit	15.75"Wx5.91"Tx11.8"D 72 Pounds	Layer Packaging SqFt per Layer..... 6.5 SqFt Linear Ft per Layer... 13.1 LinFt Pieces per Layer..... 2 of Each Size Weight per Layer..... 700 Pounds Layers per Pallet..... 4 Layers	Pallet Packaging SqFt per Pallet..... 26 SqFt Linear Ft per Pallet... 52.5 LinFt Pieces per Pallet..... 8 of Each Size Weight per Pallet..... 2832 Pounds	\$18.19 per SqFt \$472.94 /pallet
 20" Unit	19.7"Wx5.91"Tx11.8"D 85 Pounds			
 20" End Unit	19.7"Wx5.91"Tx11.8"D 97 Pounds			
 24" Unit	23.6"Wx5.91"Tx11.8"D 100 Pounds			
 Coping Unit	23.6"Wx3"Tx13.4"D 78 Pounds	Layer Packaging SqFt per Layer..... 1.5 SqFt Linear Ft per Layer... 5.9 LinFt Pieces per Layer..... 2 Unit / 1 End Weight per Layer..... 234 Pounds Layers per Pallet..... 8 Layers	Pallet Packaging SqFt per Pallet..... 12 SqFt Linear Ft per Pallet... 47.2 LinFt Pieces per Pallet..... 16 Unit / 8 End Weight per Pallet..... 1872 Pounds	Each \$11.89 Each \$285.36 /pallet
Coping End				Qty \$11.30 Each \$271.09 /pallet

4/1/2025

21355 TELEGRAPH ROAD
 SOUTHFIELD, MI 48033
 P: 248-356-8660
www.mainslandscapesupply.com

1-888-89-MAINS

**Special order colors: Full pallets only, delivery only, pre-paid only, allow 3-5 business days

**Measurements are approximate, not actual

**No returns

Prices subject to change without notice

**SPECIAL ORDER.
MADE IN USA.
ALLOW 3-7 DAYS.**


SPECIAL ORDER COLORS






Champagne

Marble Grey

Onyx (Coping Only)

Cloudburst

Milano

Product	Size	Packaging	Full Pallet	5+ Pallets
 16" Unit	15.75"Wx2.95"TxD 36 Pounds	Layer Packaging SqFt per Layer..... 3.25 SqFt Linear Ft per Layer... 13 LinFt Pieces per Layer..... 2 of Each Size Weight per Layer..... 700 Pounds Layers per Pallet..... 6 Layers	Pallet Packaging SqFt per Pallet..... 19.5 SqFt Linear Ft per Pallet... 78 LinFt Pieces per Pallet..... 12 of Each Size Weight per Pallet..... 2589 Pounds	\$18.19 per SqFt \$354.71 /pallet
 20" Unit	19.7"Wx2.95"TxD 42.5 Pounds			
 20" End Unit	19.7"Wx2.95"TxD 48.5 Pounds			
 24" Unit	23.6"Wx2.95"TxD 50 Pounds			
 Coping Unit	23.6"Wx3"TxD 78 Pounds	Layer Packaging SqFt per Layer..... 1.5 SqFt Linear Ft per Layer... 5.9 LinFt Pieces per Layer..... 2 Unit / 1 End Weight per Layer..... 234 Pounds Layers per Pallet..... 8 Layers	Pallet Packaging SqFt per Pallet..... 12 SqFt Linear Ft per Pallet... 47.2 LinFt Pieces per Pallet..... 16 Unit / 8 End Weight per Pallet..... 1872 Pounds	\$11.89 Each \$285.36 /pallet
Coping End				
				\$17.28 per SqFt \$336.97 /pallet
				\$11.30 Each \$271.09 /pallet

4/1/2025

21355 TELEGRAPH ROAD
SOUTHFIELD, MI 48033
P: 248-356-8660
www.mainslandscapesupply.com

1-888-89-MAINS

**Special order colors: Full pallets only, delivery only, pre-paid only, allow 3-5 business days

**Measurements are approximate, not actual

**No returns

Prices subject to change without notice



STEP, PILLAR & CURB COLORS



Champagne



Milano



Marble Grey



Cloudburst



Onyx

PILLAR CAP COLORS



Dover



Onyx

Product	Size	Packaging	Each	Full Pallet
STEP 	42.25"Lx5.91" Tx 15.75"D <i>Nominal</i>	Units/ Pallet..... 4 pieces per pallet Weight/ Piece..... Approx 360 pounds each Pallet Weight..... 1440 Pounds Exposed Face Area.... Modular (Varies)	\$99.99 per piece	\$94.99 per piece \$379.96 / pallet
COLUMN CORNER 	7.87"Lx11.81" Tx 5.91"D <i>Nominal</i>	Units/ Pallet..... 60 pieces per pallet Weight/ Piece..... Approx 48 pounds each Pallet Weight..... 2880 Pounds Notes..... Makes a 20"x20" Column	\$12.99 per piece	\$12.34 per piece \$740.43 / pallet
CURB 	23.6"Lx4.9"Tx 3.9"D <i>Nominal</i>	Units/ Pallet..... 64 pieces per pallet Weight/ Piece..... Approx 39 pounds Pallet Weight..... 2486 Pounds Notes..... NA	\$12.99 per piece	\$12.34 per piece \$789.79 / pallet
PILLAR CAP 	24" x 24" x 3" <i>Nominal</i>	Units/ Pallet..... 12 pieces per pallet Weight/ Piece..... Approx 260 pounds each Pallet Weight..... 3120 Pounds Notes..... NA	\$79.99 per piece	\$75.99 per piece \$911.89 / pallet

6/9/2025

21355 TELEGRAPH ROAD
SOUTHFIELD, MI 48033
P: 248-356-8660
www.mainslandscapesupply.com

1-888-89-MAINS

**Special order colors: Full pallets only, delivery only, pre-paid only, allow 3-5 business days
**No returns Prices subject to change without notice


**Measurements are approximate, not actual

EVERTON PAVERS (60mm)




\$5.59 /sqft 3-Piece: 111.6 SqFt/Pallet

NUEVA XL SLAB (60mm)



\$6.99 /sqft 24x36: 116.3 SqFt/Pallet

NUEVA 16x32 SLAB (60mm)




\$6.99 /sqft 16x32: 103.7 SqFt/Pallet

RIDGEFIELD SMOOTH (70mm)



\$5.99 /sqft 3-Piece: 93 SqFt/Pallet
8x12: 104 SqFt/Pallet

GARDENIA LINEAR WALL



\$13.79 /each Linear 32 Pieces/Pallet
\$8.59 /each Corner 64 Pieces/Pallet

5% OFF

ORDERS OF 5+ PALLETS



**FACTORY DIRECT...
ALLOW 3-5 DAYS**

THESE PAVERS ARE AVAILABLE FOR DELIVERY ONLY.
ALL SPECIAL ORDERS MUST BE PRE-PAID, ARE NON-REFUNDABLE, COME IN FULL-PALLETS ONLY, AND ARE GENERALLY DELIVERED IN 3-5 BUSINESS DAYS.

21355 TELEGRAPH ROAD
SOUTHFIELD, MI 48033
P: 248-356-8660
www.mainslandscapesupply.co

1-888-89-MAINS

**Special order colors: Full pallets only, delivery only, pre-paid only, allow 3-5 business days
**No returns Prices subject to change without notice

**Straps/Layers & Fulls Pallets only
**Measurements are approximate, not actual 6/11/2025