



# RETAIL PRICE LIST

SPRING 2026

**\*\*ALL PRICES ARE SUBJECT TO CHANGE WITHOUT NOTICE THROUGHOUT THE SEASON\*\***

## 2 LOCATIONS TO SERVE YOU!

### SOUTHFIELD

OPEN YEAR-ROUND

21355 Telegraph Road

Southfield, MI 48033

Phone: 248-356-8660

Email: [office@mainslandscapesupply.com](mailto:office@mainslandscapesupply.com)

WEST SIDE OF TELEGRAPH, N OF 8 MILE  
(NEXT TO LEAR CORPORATION)

### ROCHESTER HILLS

2025 SEASON: OPEN APRIL 4th THRU JULY 18th

1835 S. Rochester Road

Rochester Hills, MI 48307

Phone: 248-895-6701

Email: [office@mainslandscapesupply.com](mailto:office@mainslandscapesupply.com)

NORTH-EAST CORNER OF ROCHESTER & HAMLIN (IN  
BORDINE NURSERY'S PARKING LOT)

# ORDER ONLINE!!

[www.mainslandscapesupply.com](http://www.mainslandscapesupply.com)

	PAGE	TITLE
TERMS & DEL.	1	COVER PAGE
	2	TABLE OF CONTENTS
	3	TERMS & CONDITIONS
	4	TRUCK SAMPLES & DELIVERY GUIDE
	5	DELIVERY CHARGES (SOUTHFIELD)
	6	ROCHESTER MULCH EXPRESS PRICES
	7	COUPONS
BULK LANDSCAPE PRODUCTS	8	MULCH
	9	SOIL
	10	SAND
	11	GRAVEL
	12	DECORATIVE STONE (1)
	13	DECORATIVE STONE (2)
	14	DECORATIVE STONE (3)
	15	ATHLETIC TURF
	16	BOULDERS & COBBLESTONES
	17	FLAGSTONES & WALLSTONES
	18	LEDGEROCK & OUTCROPPINGS
LAWN, GARDEN, MISC	19	LANDSCAPE EDGING
	20	GRASS SEED & SOD
	21	STRAW & FERTILIZERS
	22	FABRICS, FENCING & STAKES
	23	NUCAST CONCRETE STEPS
	24	FIREWOOD
	25	MOON VALLEY RUSTIC FURNITURE
	26	MATERIAL DISPOSAL

	PAGE	TITLE
	27	PAVER ACCESSORIES
UNILOCK PAVERS	28	UNILOCK BEACON HILL SMOOTH 60mm
	29	UNILOCK BRISTOL VALLEY 60mm
	30	UNILOCK BRUSSELS PAVERS
	31	UNILOCK COPTHORNE PAVERS
	32	UNILOCK HOLLAND PREMIER PAVERS
	33	UNILOCK TREO SMOOTH 60mm
	34	UNILOCK PAVERS - FACTORY DIRECT (1)
	35	UNILOCK PAVERS - FACTORY DIRECT (2)
	36	UNILOCK PAVERS - FACTORY DIRECT (3)
UNILOCK WALLS	37	UNILOCK BRUSSELS DIMENSIONAL WALL
	38	UNILOCK PISA SMOOTH XL WALL
	39	UNILOCK PISA WALL
	40	UNILOCK WALLS - FACTORY DIRECT (1)
	41	UNILOCK WALLS - FACTORY DIRECT (2)
OAKS PAVERS	42	OAKS CLASSIC PAVERS
	43	OAKS COLONNADE PAVERS
	44	OAKS NUEVA SLAB 60mm
	45	OAKS RIALTO SLAB 60mm
OAKS RETAINING WALLS	46	OAKS LAREDO TUMBLED WALL
	47	OAKS LAREDO SMOOTH WALL
	48	OAKS ORTANA WALL
	49	OAKS NUEVA 150 WALL
	50	OAKS NUEVA 75 WALL - FACTORY DIRECT
	51	OAKS NUEVA STEPS & PILLARS
	52	OAKS PAVERS & WALLS-FACTORY DIRECT
MSI PAVERS	53	MSI EVEROPASS PERPETUAL SLAB
	54	MSI EVEROPASS PERPETUAL SLAB
	55	MSI EVEROPASS PERPETUAL SLAB
	56	MSI EVEROPASS PERPETUAL SLAB
	57	MSI EVEROPASS PERPETUAL SLAB

**RETURN POLICY**

- A SALES RECEIPT MUST ACCOMPANY ALL RETURNED ITEMS
- ALL RETURNS MUST BE MADE WITHIN 30 DAYS OF PURCHASE
- THERE IS A 25% RESTOCKING FEE ON ALL RETURNED ITEMS...MANAGER APPROVAL
- ALL RETURNS MUST BE APPROVED BY A MANAGER
- ABSOLUTELY NO RETURNS ON SPECIAL ORDER ITEMS, CLEARANCE ITEMS, BULK MATERIALS, SEED, SOD, & ICE MELT
- 3 DAY GRACE PERIOD ON BRICK RETURNS
- ALL PALLET MATERIAL RETURNS MUST BE RETURNED IN ITS ORIGINAL PACKAGING...IF YOU OPEN IT, YOU OWN IT
- ALL BRICK RETURNS MUST BE IN FULL STRAPS ONLY...YOU BREAK THE STRAP, YOU OWN IT
- SOME REFUNDS MAY BE ISSUED WITH STORE CREDIT
- ABSOLUTELY NO REFUNDS ON FACTORY DIRECT OR SPECIAL ORDER ITEMS

**PAYMENT TRANSACTIONS**

- WE ACCEPT CASH, CREDIT & DEBIT. DUE TO FRAUD, WE NO LONGER ACCEPT CHECKS.
- ALL PRICES ARE SUBJECT TO CHANGE WITHOUT NOTICE, AND FUEL SURCHARGES MAY BE APPLIED UNDER CERTAIN CIRCUMSTANCES.
- WE NO LONGER ACCEPT CODs. ALL DELIVERY ORDERS MUST BE PREPAID.
- THERE IS A \$40 PALLET DEPOSIT THAT IS REFUNDABLE BY CASH/CARD WHEN PALLETS ARE RETURNED WITH A RECEIPT WITHIN 60 DAYS OF PURCHASE. IF BETWEEN 60 & 180 DAYS, A STORE CREDIT CAN BE ISSUED. IT IS THE CUSTOMER'S RESPONSIBILITY TO RETURN THE PALLETS. MAIN'S CAN PICKUP PALLETS FROM JOBSITES FOR A DELIVERY FEE.

**SPECIAL ORDERS & NON-STOCKED ITEMS & SOD**

- ALL SPECIAL ORDER AND NON-STOCKED ITEMS MUST BE PRE-PAID IN-FULL.
- ALL SOD ORDERS MUST BE PRE-PAID IN-FULL.
- SPECIAL ORDER ITEM, NON-STOCKED ITEMS & SOD ARE NON REFUNDABLE AND NON-RETURNABLE.

**PICKUP & DELIVERY**

- THERE WILL BE A \$5 CHARGE FOR ALL 1/2 YARD BULK LOADS PICKED UP AT OUR YARDS
- WHEN DELIVERING, MAIN'S IS NOT RESPONSIBLE FOR DAMAGE TO SIDEWALKS, DRIVEWAYS, SEPTICS FIELDS, SPRINKLERS, GUTTERS, OVERHANGS, TREES, ETC. IF THE TRUCK DOES NOT FIT OR MAY CAUSE DAMAGE, THE PRODUCT WILL BE DUMPED IN THE CLOSEST SPOT POSSIBLE.
- WHEN LOADING, MAIN'S IS NOT RESPONSIBLE FOR DAMAGE DONE TO THE INSIDE OF TRUCK/TRAILER BEDS, TAILGATES, OR VEHICLE AXLES. IT IS THE VEHICLE OWNER'S RESPONSIBILITY TO PROTECT THEIR BEDS, REMOVE THEIR TAILGATES, AND KNOW THEIR WEIGHT CAPACITIES.
- ALL LOADS LEAVING MAIN'S YARDS MUST BE TARPED...IT'S THE LAW
- MAIN'S IS NOT RESPONSIBLE FOR OVERAGES OR SHORTAGES OF MATERIAL. THE CUSTOMER IS RESPONSIBLE FOR TAKING CORRECT MEASUREMENTS AND CERTAIN PRODUCT COVERAGES MAY BE IMPACTED BY COMPACTION.
- MAIN'S TRIES VERY HARD TO DELIVER MATERIALS WITHIN A SCHEDULED 2 HOUR WINDOW, HOWEVER WE DO NOT GUARANTEE DELIVERY TIMES...PLEASE PLAN AHEAD & HAVE YOUR ITEMS DELIVERED THE DAY BEFORE YOU NEED THEM
- MAIN'S TRUCKS DO NOT LEAVE PAVED AREAS. ANY REQUESTS TO HAVE A TRUCK LEAVE A PAVED AREA WILL BE DRIVER DISCRETION AND AT THE RISK OF THE PROPERTY OWNER. DAMAGE & TOWING FEES WILL BE THE RESPONSIBILITY OF THE PROPERTY OWNER.
- MANY OF OUR MATERIALS ARE NATURAL PRODUCTS THAT CAN VARY FROM LOAD TO LOAD. MAIN'S IS NOT RESPONSIBLE FOR PRODUCT VARIATIONS. WE RECOMMEND THAT CUSTOMERS BUY THEIR PRODUCTS FROM THE SAME "BATCH" OR VISUALLY INSPECT/TAG ALL LOADS BEFORE DELIVERY.

**CONTRACTOR PRE-PAY DISCOUNT TRANSACTIONS**

- "OPEN CHECKS" & "ORDERS ON ACCOUNT" DO NOT CONSTITUTE PREPAYMENT...THERE IS A 3% CHARGE FOR CARDS
- PRE-PAYING FOR MATERIAL DOES NOT NECESSARILY GUARANTEE AVAILABILITY. TO GUARANTEE AVAILABILITY, CUSTOMER MUST TAKE POSSESSION OF THEIR OWN INVENTORY.

- NO STORE CREDITS OR REFUNDS ARE ALLOWED FOR UN-USED PRE-PAY MATERIAL...FOR INSTANCE, IF YOU PRE-PAY FOR SALT OR MULCH AND DO NOT USE ALL OF IT BY THE END OF THE SEASON, YOU WILL NOT RECEIVE A REFUND OR STORE CREDIT...HOWEVER, YOUR UN-USED MATERIAL BALANCE WILL REMAIN AVAILABLE FOR THE FOLLOWING SEASON.

**OUR FLEET IS DESIGNED TO FIT AT YOUR JOBSITE!! HERE ARE A FEW SAMPLES...**

**SMALL TRUCK (MULCH BODY)**

Wheel Width:	7 1/2 Feet
Mirror/Tarp Width:	10 Feet
Bumper to Bumper Length:	24 Feet
Truck Height:	8 Feet
Dumping Height:	15 1/2 Feet

**MEDIUM TRUCK (GRAVEL BODY)**

Wheel Width:	7 1/2 Feet
Mirror/Tarp Width:	10 1/2 Feet
Bumper to Bumper Length:	20 Feet
Truck Height:	10 Feet
Dumping Height:	14 1/2 Feet

**LARGE TRUCK (LOW-SIDE BODY)**

Wheel Width:	8 Feet
Mirror/Tarp Width:	10 Feet
Bumper to Bumper Length:	25 Feet
Truck Height:	10 Feet
Dumping Height:	18 1/2 Feet

**LARGE TRUCK (MULCH BODY)**

Wheel Width:	8 Feet
Mirror/Tarp Width:	10 1/2 Feet
Bumper to Bumper Length:	25 1/2 Feet
Truck Height:	11 1/2 Feet
Dumping Height:	21 Feet

**EXTRA LARGE TRUCK (GRAVEL TRAIN)**

Wheel Width:	8 1/2 Feet
Mirror/Tarp Width:	10 1/2 Feet
Bumper to Bumper Length:	70-80 Feet
Truck Height:	12-13 Feet
Dumping Height:	25-30 Feet

**DUE TO OUR EXTREMELY HEAVY TRUCKS AND MATERIALS, THERE ARE INHERENT RISKS AND LIMITATIONS WHEN DELIVERING MATERIALS TO YOUR PROPERTY. PLEASE READ THE FOLLOWING TO HELP MAKE YOUR DELIVERY A SUCCESS:**

**DAMAGE & LIABILITY:** MAIN'S IS NOT RESPONSIBLE FOR DAMAGE TO SIDEWALKS, DRIVEWAYS, SEPTICS, SPRINKLERS, GUTTERS, TREES, LAWNS, UNDERGROUND UTILITIES, AWNINGS, ETC.

**DELIVERY TIMELINE:** MAIN'S TRIES VERY HARD TO DELIVER MATERIALS WITHIN A SCHEDULED 2 HOUR WINDOW, HOWEVER WE DO NOT GUARANTEE DELIVERY TIMES. SAME DAY DELIVERY IS AVAILABLE IN MANY CASES, HOWEVER, WE HIGHLY RECOMMEND THAT YOU PLAN AHEAD AND HAVE YOUR ITEMS DELIVERED THE DAY BEFORE YOU PLAN TO INSTALL THEM.

**LEAVING PAVEMENT:** MAIN'S TRUCKS ARE NOT PERMITTED TO LEAVE PAVED AREAS. IN THE EVENT THAT A CUSTOMER REQUESTS THAT A PILE BE DUMPED OFF PAVEMENT, IT WILL BE AT THE DRIVER'S DISCRETION. IF THE DRIVER IS NOT ABLE TO MEET THE REQUEST, THE PRODUCT WILL BE DUMPED AS CLOSE TO THE REQUESTED AREA AS POSSIBLE OR RETURNED WITHOUT REFUND.

**TRUCK LIMITATIONS, MULTIPLE PRODUCTS AND MULTIPLE DELIVERIES:** MAIN'S CHARGES A DELIVERY FEE EVERY TIME THE TRUCK LEAVES OUR YARD. DUMP TRUCKS HAVE LIMITS ON HOW MUCH WEIGHT & VOLUME THEY CAN CARRY AND HOW MANY PRODUCTS THEY CAN CARRY WITHOUT EVERYTHING MIXING TOGETHER. MAIN'S EMPLOYEES HAVE DECADES OF EXPERTISE IN THIS INDUSTRY AND WILL DO EVERYTHING IN THEIR POWER TO KEEP YOUR DELIVERY COSTS TO A MINIMUM. WE UNDERSTAND THAT NOBODY LIKES PAYING DELIVERY CHARGES, HOWEVER, WE RECOMMEND BUDGETING FOR MULTIPLE DELIVERIES IF YOU HAVE SPACE CONSTRAINTS AT THE JOBSITE OR IF YOU ARE ORDERING LARGE VOLUMES AND/OR MULTIPLE PRODUCTS. WE WILL DO OUR BEST TO CONSOLIDATE YOUR ORDER INTO THE FEWEST AMOUNT OF LOADS AS POSSIBLE.

## SOUTHFIELD LOCATION

STANDARD DUMP		FORKLIFT		DECO STONE DUMP	
LOCAL	\$69.99	LOCAL	\$149.99	LOCAL	\$149.99
ZONE 1	\$79.99	ZONE 1	\$159.99	ZONE 1	\$149.99
ZONE 2	\$89.99	ZONE 2	\$169.99	ZONE 2	\$149.99
ZONE 3	\$109.99	ZONE 3	\$189.99	ZONE 3	\$149.99
ZONE 4	\$129.99	ZONE 4	\$209.99	ZONE 4	\$169.99
ZONE 5	\$199.99	ZONE 5	\$239.99	ZONE 5	\$169.99
3 YD MIN FOR L-3...5 YD MIN FOR 4-5		2 SKID MIN FOR L-3...4 SKID MIN FOR 4-5		2 TON MIN FOR L-3...5 TON MIN FOR 4-5	

<b>DELIVERY SURCHARGES:</b>	MIN CHRG VARIES...\$40-\$100	<b>**SAME DAY DUMP DELIVERY AVAILABLE FOR MANY BULK PRODUCTS DELIVERED TO ZONES L &amp; 1...ORDER BY 9AM...DISPATCHER DISCRETION. PLEASE READ "TRUCK SAMPLES &amp; DELIVERY GUIDELINES" FOR FURTHER POLICIES REGARDING DELIVERIES**</b>
	HAND UNLOAD CHARGE...\$30	
	SPLIT CHARGE...\$30	

ALLEN PARK	Zone 3	FRASER	Zone 4	REDFORD	Zone L
ANN ARBOR	Zone 5	GARDEN CITY	Zone 1	RIVER ROUGE	Zone 4
AUBURN HILLS	Zone 3	GIBRALTER	Zone 5	RIVERVIEW	Zone 5
BELLEVILLE	Zone 4	GREEN OAK TWP	Zone 4	ROCHESTER	Zone 3
BERKLEY	Zone 1	GROSSE POINTES	Zone 4	ROCHESTER HILLS	Zone 3
BEVERLY HILLS	Zone L	HAMBURG	Zone 5	ROCKWOOD	Zone 5
BINGHAM FARMS	Zone L	HAMTRAMCK	Zone 3	ROMULUS	Zone 3
BIRMINGHAM	Zone 1	HARPER WOODS	Zone 4	ROSEVILLE	Zone 4
BLOOMFIELD TWP & HILLS	Zone 1	HARTLAND	Zone 5	ROYAL OAK	Zone 1
BRIGHTON	Zone 4	HAZEL PARK	Zone 2	SALEM TOWNSHIP	Zone 3
BROWNSTOWN	Zone 4	HIGHLAND	Zone 5	SHELBY TWP	Zone 4
CANTON		HIGHLAND PARK	Zone 2	SOUTH LYON	Zone 4
	E of Canton Center Zone 3	HOWELL	Zone 5	SOUTHFIELD	Zone L
	W of Canton Center Zone 4	HUNTINGTON WOODS	Zone 1	SOUTHGATE	Zone 4
CENTERLINE	Zone 3	INKSTER	Zone 2	ST CLAIR SHORES	Zone 4
CLARKSTON	Zone 5	KEEGO HARBOR	Zone 2	STERLING HEIGHTS	Zone 4
CLAWSON	Zone 2	LAKE ANGELUS	Zone 4	SYLVAN LAKE	Zone 2
CLINTON TWP	Zone 5	LAKE ORION	Zone 5	TAYLOR	Zone 3
COMMERCE		LATHRUP VILLAGE	Zone L	TRENTON	Zone 5
	SE Oakley Prk & Sth Commerce Zone 2	LINCOLN PARK	Zone 3	TROY	
	NW Oakley Prk & Sth Commerce Zone 3	LIVONIA	Zone 1		W of Rochester Rd Zone 2
DEARBORN	Zone 1	MADISON HEIGHTS	Zone 2		E of Rochester Rd Zone 3
DEARBORN HEIGHTS		MELVINDALE	Zone 3	UTICA	Zone 4
	NW Southfield & Mich Ave Zone 1	MILFORD	Zone 4	WALLED LAKE	Zone 2
	SE Southfield & Mich Ave Zone 2	MT CLEMENS	Zone 4	WARREN	Zone 3
DETROIT		NEW HUDSON	Zone 3	WATERFORD	Zone 3
	NW Evergreen & 6 Mile Zone L	NORTHVILLE		WAYNE	Zone 2
	NW Woodward & Davison / I-96 Zone 1		E of Novi Rd Zone 1	WEST BLOOMFIELD	
	SW I-75 & Davison / I-96 Zone 2		W of Novi Rd Zone 2		S of Pontiac Trl/Long Lk Zone 1
	E of I-75 Zone 3	NOVI			N of Pontiac Trl/Long Lk Zone 2
EASTPOINTE	Zone 4		E of Novi Rd Zone 1	WESTLAND	Zone 2
ECORSE	Zone 4		W of Novi Rd Zone 2	WHITE LAKE	Zone 5
FARMINGTON (CITY)	Zone L	OAK PARK	Zone 1	WHITMORE LAKE	Zone 5
FARMINGTON HILLS		OAKLAND TWP	Zone 4	WIXOM	Zone 3
	SE Orchard Lake & 12 Mile Zone L	ORCHARD LAKE	Zone 2	WOLVERINE LAKE	Zone 3
	NW Orchard Lake & 12 Mile Zone 1	OXFORD	Zone 5	WOODHAVEN	Zone 5
FERNDALE	Zone 1	PLEASANT RIDGE	Zone 1	WYANDOTTE	Zone 5
FLATROCK	Zone 5	PLYMOUTH	Zone 2	YPSILANTI	Zone 5
FRANKLIN	Zone L	PONTIAC	Zone 2		

## OUR FLEET IS DESIGNED TO FIT AT YOUR JOBSITE!



Small Truck



Medium Truck









Large Truck



Extra Large Truck

## ROCHESTER MULCH & SOIL PRICES

**ALL OF OUR PREMIUM MULCHES ARE TRIPLE-SHREDDED FOR A BEAUTIFUL TEXTURE. WE SOURCE OUR MULCHES FROM NORTHERN MICHIGAN LUMBER MILLS, SO THEY HAVE THE HIGHEST BARK CONTENT IN THE INDUSTRY, THE RICHEST COLORS AVAILABLE, AND DO NOT CONTAIN ANY CONSTRUCTION DEBRIS!**

Picture	Product	Description	Half-Yard	Sold by the Cubic Yard
	<b>PREMIUM HARDWOOD BARK</b> <i>(Dark Nat. Brown)</i>	DETROIT'S BEST SELLING MULCH! This medium brown mulch is 95% hardwood bark (not pulp) and is triple shredded & composted. It is the darkest, non-dyed mulch on the market. It's rich texture will be great for your flowerbeds!	\$24.49	<b>\$38.99</b>
	<b>PURE CEDAR MULCH</b> <i>(Golden Blonde)</i>	This golden-blonde 100% cedar has a pleasant aroma and is used for decorative landscape applications. Cedar bark contains oils that help repel insects.	\$27.99	<b>\$45.99</b>
	<b>NORTHERN PINE MULCH</b> <i>(Peachy-Brown)</i>	This beautifully blended Pine Mulch will enhance your gardens and do wonders for your acid-loving plants like Rhodies & Azaleas. It is a finely shredded flake & has a peachy-brown color. It will decompose quickly into the soil which will help add nutrients, prevent weeds, and retain moisture for your beds.	\$29.49	<b>\$48.99</b>
	<b>BROWN DECORATIVE MULCH</b> <i>(Dark Walnut)</i>	<b>TOP SELLER!!</b> This WALNUT BROWN mulch is sourced from Northern Michigan Lumber Mills, so it doesn't contain any waste or construction debris. It is color-enhanced with a vibrant, long-lasting, eco-friendly dye.	\$25.99	<b>\$41.99</b>
	<b>BLACK DECORATIVE MULCH</b> <i>(Dark Black)</i>	This DARK BLACK mulch is sourced from Northern Michigan Lumber Mills, so it doesn't contain any waste or construction debris. It is color-enhanced with a vibrant, long-lasting, eco-friendly dye.	\$25.99	<b>\$41.99</b>
	<b>GARDEN MIX SOIL</b> <i>(Black)</i>	<b>BEST SELLER!!</b> This black, rich soil contains Peat, Compost & Topsoil and is best for flower beds, decorative planting beds, and vegetable gardens. Don't be fooled by imitators...our Garden Mix is the Richest soil in Detroit!	\$36.99	<b>\$63.99</b>

### DELIVERY CHARGES

Prices	Delivery Zones			
<b>LOCAL \$54.99</b>	AUBURN HILLS		ROCHESTER HILLS	
<b>ZONE 1 \$59.99</b>	S of Walton	Zone 1	Within 3 Miles	Zone L
<b>ZONE 2 \$69.99</b>	N of Walton	Zone 2	Everywhere Else	Zone 1
<b>ZONE 3 \$79.99</b>	BLOOMFIELD HILLS	Zone 3	SHELBY TOWNSHIP	
<b>ZONE 4 \$84.99</b>	CLINTON TOWNSHIP	Zone 4	W of Van Dyke	Zone 1
(3 Yd Min for Zones L-3 )	LAKE ORION	Zone 4	E of Van Dyke	Zone 2
(5 Yd Min for Zones 4 )	MACOMB TOWNSHIP	Zone 4	STERLING HEIGHTS	
	OAKLAND TOWNSHIP		North of 18	Zone 2
	S of Silver Bell	Zone 1	South of 18	Zone 3
	N of Silver Bell	Zone 2	TROY	
	ROCHESTER (CITY LIMITS)	Zone L	N of Long Lake	Zone 1
			S of Long Lake	Zone 2
			UTICA	
				Zone 2

**COUPON FOR ROCHESTER YARD**



**\$5 OFF** Order of 10-14 yds  
**\$10 OFF** Order of 15+ yds

**\$5 OFF DELIVERY** (tue/wed/thur)  
retail customers only...cannot be combined with other offers or quantity discounts

**Main's delivers throughout all of South-East Michigan. Please ask for delivery pricing for other areas!!**

Prices subject to change without notice 4/1/2026

NE CORNER OF ROCHESTER & HAMLIN  
1835 S. ROCHESTER RD, ROCHESTER HILLS, MI 483  
TOLL FREE: 1-888-89-MAINS TEL: 248-895-6701

# 248-895-6701

www.mainslandscapesupply.com

All Coupons are for Retail Transactions Only. Coupons may not be combined with other offers, quantity discounts, or clearance pricing.

**SOUTHFIELD COUPONS**

**COUPON ON BULK MULCH** 

**\$5 OFF** Order of 10-14 yds  
**\$10 OFF** Order of 15-24 yds  
**\$15 OFF** Order of 25+ yds

retail customers only...cannot be combined with other offers or quantity discounts

**COUPON ON BULK TOPSOIL** 

**ORDER A FULL-TRUCKLOAD OF SOIL & GET \$5 OFF YOUR ORDER!**

7yds Sandy Loam...8yds Lawn Mix...10yds Compost...10yds Plant Mix

retail customers only...cannot be combined with other offers or quantity discounts

**COUPON ON DELIVERY** 

**\$10 OFF** Second "Consecutive" Delivery  
**\$5 OFF** Tues, Wed, Thurs Deliveries

retail customers only...cannot be combined with other offers or quantity discounts

**COUPON ON GRAVEL** 

**FREE** when we deliver driveway gravel  
**TAILGATE SPREAD** \*Tailgate Spread is not "driveway gravel"

retail customers only...cannot be combined with other offers or quantity discounts

**COUPON ON DECO STONE** 

**5% OFF** When you order 5 Tons or more of Decorative Stones  
\*Materials Only

retail customers only...cannot be combined with other offers or quantity discounts

**COUPON ON BAGGED ITEMS** 

**BUY 10 BAGS & SAVE!!**

**\$0.25 OFF...** Topsoil, Sand, Gravel  
**\$0.50 OFF...** Decorative Stone  
**\$1.00 OFF...** Rubber Mulch, Log Peat Moss

retail customers only...cannot be combined with other offers or quantity discounts

**COUPON ON MOON VALLEY** 

**FREE DELIVERY** When you order 2 or More pieces of Moon Valley Furniture  
\*local or zone 1\*

retail customers only...cannot be combined with other offers or quantity discounts

**COUPON ON LAWN & GARDEN** 

**\$2 OFF** Preen, 31# Milorganite, 36#

retail customers only...cannot be combined with other offers or quantity discounts

**ROCHESTER COUPONS**




**COUPON FOR ROCHESTER YARD** 

**\$5 OFF** Order of 10-14 yds  
**\$10 OFF** Order of 15+ yds

**\$5 OFF DELIVERY** (tue/wed/thur)

retail customers only...cannot be combined with other offers or quantity discounts

**ALL OF OUR PREMIUM MULCHES ARE TRIPLE-SHREDDED FOR A BEAUTIFUL TEXTURE. WE SOURCE OUR MULCHES FROM NORTHERN MICHIGAN LUMBER MILLS, SO THEY HAVE THE HIGHEST BARK CONTENT IN THE INDUSTRY, THE RICHEST COLORS AVAILABLE, AND DO NOT CONTAIN ANY CONSTRUCTION DEBRIS!**

Picture	Product	Description	Half-Yard	Sold by the Cubic Yard	Direct				
	<b>PREMIUM HARDWOOD BARK</b>	<b>DETROIT'S BEST SELLING MULCH!</b> This medium- brown mulch is 95% hardwood bark (not pulp)and is triple shredded & composted. It is one of the darkest, non-dyed mulch on the market. It's rich texture will be great for your flowerbeds!	\$24.49	<b>\$38.99</b>	<table border="1"> <tr><td>135-160yd Train</td></tr> <tr><td>\$24.99</td></tr> <tr><td>65-80yd Semi</td></tr> <tr><td>\$26.99</td></tr> </table>	135-160yd Train	\$24.99	65-80yd Semi	\$26.99
135-160yd Train									
\$24.99									
65-80yd Semi									
\$26.99									
2 Cubic Ft Bags...\$3.99 Each...\$3.79 for 10+...\$3.49 for 75 (Pallet)									
	<b>PURE CEDAR MULCH</b>	This golden-blond 100% cedar has a pleasant aroma and is used for decorative landscape applications. Cedar bark contains natural oils that help repel insects.	\$27.99	<b>\$45.99</b>	<table border="1"> <tr><td>135-160yd Train</td></tr> <tr><td>\$30.99</td></tr> <tr><td>65-80yd Semi</td></tr> <tr><td>\$32.99</td></tr> </table>	135-160yd Train	\$30.99	65-80yd Semi	\$32.99
135-160yd Train									
\$30.99									
65-80yd Semi									
\$32.99									
2 Cubic Ft Bags...\$4.99 Each...\$4.79 for 10+...\$4.49 for 75 (Pallet)									
	<b>NORTHERN PINE MULCH</b>	This beautifully blended Pine Mulch will enhance your gardens and do wonders for your acid-loving plants like Rhodies & Azaleas. It is a finely shredded flake & has a peachy-brown color. It will decompose quickly into the soil which will help add nutrients, prevent weeds, and retain moisture for your landscape beds.	\$29.49	<b>\$48.99</b>	<table border="1"> <tr><td>135-160yd Train</td></tr> <tr><td>\$33.99</td></tr> <tr><td>65-80yd Semi</td></tr> <tr><td>\$35.99</td></tr> </table>	135-160yd Train	\$33.99	65-80yd Semi	\$35.99
135-160yd Train									
\$33.99									
65-80yd Semi									
\$35.99									
2 Cubic Ft Bags...\$4.99 Each...\$4.79 for 10+...\$4.49 for 75 (Pallet)									
	<b>BARK FINES MULCH</b>	<b>NEW PRODUCT!!</b> This dark-brown natural mulch is 100% hardwood bark sourced from Northern Michigan milles. It is very finely shredded and will break-down quickly...adding nutrients and textrue to the soil below.	\$20.99	<b>\$31.99</b>	<table border="1"> <tr><td>135-160yd Train</td></tr> <tr><td>\$20.99</td></tr> <tr><td>65-80yd Semi</td></tr> <tr><td>\$22.99</td></tr> </table>	135-160yd Train	\$20.99	65-80yd Semi	\$22.99
135-160yd Train									
\$20.99									
65-80yd Semi									
\$22.99									
You-Bag...30 Gallon Bag (4 Cubic Ft)...\$7.99 Each...\$7.49 for 10+									
	<b>DECO COLORED MULCH</b> <i>Walnut Brown, Bright Red, Black</i>	Our Deco Mulches are 100% hardwood pulp & bark that is sourced directly from Northern Michigan Lumber Mills, so it will not contain any waste or construction debris. It is colored with an eco-friendly dye to give it a vibrant, long-lasting color.	\$25.99	<b>\$41.99</b>	<table border="1"> <tr><td>135-160yd Train</td></tr> <tr><td>\$27.99</td></tr> <tr><td>65-80yd Semi</td></tr> <tr><td>\$29.99</td></tr> </table>	135-160yd Train	\$27.99	65-80yd Semi	\$29.99
135-160yd Train									
\$27.99									
65-80yd Semi									
\$29.99									
2 Cubic Ft Bags...\$4.49 Each...\$4.29 for 10+...\$3.99 for 75 (Pallet)									
	<b>CERTIFIED PLAYGROUND MULCH</b>	This tan-color mulch has been shredded to provide a "spongy" base for under playground structures & wheelchair paths. This mulch is certified by the State of Michigan and the ADA.	\$24.99	<b>\$39.99</b>	<table border="1"> <tr><td>135-160yd Train</td></tr> <tr><td>\$25.99</td></tr> <tr><td>65-80yd Semi</td></tr> <tr><td>\$27.99</td></tr> </table>	135-160yd Train	\$25.99	65-80yd Semi	\$27.99
135-160yd Train									
\$25.99									
65-80yd Semi									
\$27.99									
2 Cubic Ft Bags...\$3.99 Each...\$3.79 for 10+...\$3.49 for 75 (Pallet)									
	<b>PINE NEEDLE STRAW (SLASH)</b> <i>2.5 CuFt Compressed Bales</i>	This long-lasting mulch brings an elegant touch of the South (think Augusta National Golf Club). Pine Straw does wonders for acid-loving plants like Rhodies & Azaleas!	<b>COVERAGE PER BALE (approx)</b> 60 sqft @ 2" 45 sqft @ 3" 30 sqft @ 4"	<b>Sold in 2.5 CuFt Bale...48 Bales/Pallet</b> <b>Compressed Bales!</b> <b>\$23.99</b>   <b>\$21.99</b> <i>Per 2.5 CuFt Bale</i>   <i>Per Pallet (48 Bales)</i>					
	<b>GROUNDSMART RUBBER NUGGET MULCH</b> <i>Black, Earthtone, Redwood, Blue</i>	This recycled-tire mulch is 99.9% wire free and has a 10 year color-loss guarantee. It comes in 3/4" Nuggets and complies with ASTM & ADA standards for safety & wheelchair accessibility	<b>Sold in 1.5 CuFt Bags...50 Bags/Pallet</b> was... <b>\$24.99</b> <b>NOW!! \$16.99</b> <i>Per 1.5 CuFt Bag</i>	<b>Super Sack</b> was... <b>\$22.99</b> <b>NOW!! \$14.99</b> <i>Per Pallet (50 Bags)</i>	<b>was... \$1,099.99</b> <b>NOW! \$739.99</b> <i>Per 75 CuFt Sack</i>				

21355 TELEGRAPH ROAD  
SOUTHFIELD, MI 48033  
P: 248-356-8660  
www.mainslandscapesupply.com

**1-888-89-MAINS**

Prices subject to change without notice

All measurements are approximate


Direct Ship pricing may vary depending on delivery location and accessibility for large trucks...Please call for a specific quote

4/1/2026

**IMPORTANT: \*\*TEXTURE, CLUMPING, MOISTURE CONTENT & SOIL AVAILABILITY MAY BE IMPACTED BY WEATHER CONDITIONS. ALL SOILS ARE PROCESSED THROUGH 1/2" SCREENS TO MINIMIZE DEBRIS & PROVIDE SUPERIOR TEXTURE. THE SCREENING PROCESS, HOWEVER, DOES NOT ELIMINATE WEED SEEDS. WE HAVE NO CONTROL OVER WEEDS THAT MAY GROW FROM THE SOILS.\*\***

Picture	Product	Description	Half-Yard	Sold by the Cubic Yard	Direct
	<b>COMMERCIAL TOPSOIL</b> (Brown)	This brown construction-grade soil is best for building up foundations, filling in holes, grading slopes, building berms & general construction projects. It is sand-clay based.	\$23.99	<b>\$37.99</b> GREAT FOR CONSTRUCTION PROJECTS & FILL!!	<i>Non-Residential</i> 45yd Train \$28.99 25yd Semi \$32.29
	<b>LAWN MIX SOIL</b> (Medium Brown)	This medium-brown soil is a popular "Golf Course Blend" of Topsoil, Compost & Sand. It's perfect for grading & seeding lawns...firm enough to hold up to erosion and rich enough to add nutrients to new grass seed.	\$31.49	<b>\$52.99</b> DON'T FORGET YOUR GRASS SEED, STRAW & FERTILIZER!	<i>Non-Residential</i> 50yd Train \$41.99 28yd Semi \$45.04
	<b>COMPOST SOIL</b> (Dark Brown)	This dark-brown soil is a nutrient-rich amendment for planting beds. It contains recycled organic materials that have been composted for 1-2 years. <b>ATTN:</b> Compost <b>WILL</b> contain small pieces of plastic, glass, paper & organics.	\$26.99	<b>\$43.99</b> ORGANIC GARDNERS LOVE OUR COMPOST!!	<i>Non-Residential</i> 60yd Train \$33.99 32yd Semi \$37.39
	<b>GARDEN MIX SOIL</b> (Black)	<b>BEST SELLER!!</b> This black, rich soil contains Peat, Compost & Topsoil and is best for flower beds, decorative planting beds, and vegetable gardens. Don't be fooled by imitators...our Garden Mix is the Richest soil in Detroit!	\$36.99	<b>\$63.99</b> THIS IS DETROIT'S RICHEST GARDEN SOIL!!	<i>Non-Residential</i> 60yd Train \$48.99 32yd Semi \$54.39
	<b>UNSCREENED FILL DIRT (DEEP FILL)</b> <i>*Unscreened*</i>	This is an unscreened blend of scraps from our yard. This product contains sticks, stones, mulch, etc., and should only be used for filling deep holes. <b>CUSTOMER MUST INSPECT</b> before purchase.	NA	<b>PRICE VARIES</b> DEEP-FILL FOR POOLS & BASEMENTS...5YD MINIMUM	<i>Non-Residential</i> 50yd Train PRICE VARIES 28yd Semi PRICE VARIES

**CALL FOR DISCOUNTS ON GRAVEL TRAINS LOADS THROUGHOUT METRO-DETROIT!**

<b>"MAIN'S" BAGGED SOILS</b>	
<b>.5 CuFt (54 Bags = 1Yd)</b>	
	Commercial Soil      \$3.49/Bag Lawn Mix                \$3.99/Bag Compost Soil          \$3.99/Bag Garden Mix             \$4.99/Bag
<b>\$0.20/Bag Off Full Pallets (60 Bags)</b>	

<b>"CANADIEN PREMIER" SPHAGNUM PEAT MOSS</b>	
<b>3.8 cubic ft...30/Pallet</b>	
	\$37.99/Bale <i>"Compressed"</i>
<b>\$3.00/Bale Off Full Pallets (30 Bales)</b>	

21355 TELEGRAPH ROAD  
SOUTHFIELD, MI 48033  
P: 248-356-8660  
www.mainslandscapesupply.com





# 1-888-89-MAINS

Prices subject to change without notice

All measurements are approximate



\*Direct Ship pricing may vary depending on delivery location and accessibility for large trucks...Please call for a specific quote

4/10/2026

Picture	Product	Description	Half-Yard	Per Cubic Yard	Direct/Ton
	<b>MASON SAND</b>	Description: Dry Screened Weight: 2600# Coverage @ 3": 100 sqft Color: Tan Popular Usage: Grout / Sand Boxes/ Beaches	\$26.49	<b>\$42.99</b> \$33.07 /ton	<i>Non-Residential</i> 50 Ton Train: \$27.12 28 Ton Semi: \$28.11
	<b>SLAG SAND (30A)</b>	Description: Gritty / Compactable Weight: 2600# Coverage @ 3": 100 sqft Color: Grey Popular Usage: Paver Base / Walkways	\$49.99	<b>\$89.99</b> \$69.22 /ton	<i>Non-Residential</i> 50 Ton Train: \$53.30 28 Ton Semi: \$58.84
	<b>SHARP SAND (2NS)</b>	Description: Heavy Grit Weight: 2600# Coverage @ 3": 100 sqft Color: Tan w/ Pebbles Popular Usage: Paver Base /Grout / Beach / Drains	\$33.49	<b>\$56.99</b> \$43.84 /ton	<i>Non-Residential</i> 50 Ton Train: \$33.76 28 Ton Semi: \$37.26
	<b>FILL SAND (CLASS II)</b>	Description: Sand w/ some Stone Weight: 2600# Coverage @ 3": 100 sqft Color: Tan Popular Usage: Under Concrete/ Filling Holes	\$22.49	<b>\$34.99</b> \$26.92 /ton	<i>Non-Residential</i> 50 Ton Train: \$22.07 28 Ton Semi: \$22.88

**CONSTRUCTION SAND BAG (.5 CubicFt): \$8.49 per Bag...\$7.49 for Full Pallet (60 Bags)**

**SPECIALTY SAND**

Picture	Product	Description	5-10 Tons...Single Axle	Direct/Ton
	<b>SIGNATURE BUNKER SAND (#500)</b>	Description: Fine / Soft / Round Grains Weight: 2600# Coverage @ 3": 100 sqft Color: Off-White Popular Usage: Golf Courses/ Sand Boxes/ Beaches	<b>\$180.99</b> <i>SPECIAL ORDER...5 TON MINIMUM</i>	<i>Non-Residential</i> 50 Ton Train: \$139.36 28 Ton Semi: \$153.84
	<b>SIGNATURE BUNKER SAND (#900)</b>	Description: Fine / Soft / Angular Grains Weight: 2600# Coverage @ 3": 100 sqft Color: Off-White Popular Usage: Golf Courses/ Sand Boxes/ Beaches	<b>\$214.99</b> <i>SPECIAL ORDER...5 TON MINIMUM</i>	<i>Non-Residential</i> 50 Ton Train: \$165.54 28 Ton Semi: \$182.74

**CALL FOR DISCOUNTS ON 50 TON GRAVEL TRAIN LOADS THROUGHOUT METRO-DETROIT!**

21355 TELEGRAPH ROAD  
SOUTHFIELD, MI 48033

P: 248-356-8660

www.mainslandscapesupply.com

**1-888-89-MAINS**

Prices subject to change without notice

Direct Ship pricing may vary depending on delivery location and accessibility for large trucks...Please call for a specific quote

All measurements are approximate

4/10/2026

Round Stones		Description	Half-Yard	Sold by the Cubic Yard	Direct
	<b>PEA PEBBLE</b>	Description: 1/8" - 1/4" ...Round Weight: 2800# Coverage @ 3": 100 sqft Color: Gray/Blue/Tan Popular Usage: Drainage / Paths	\$47.49	<b>\$84.99</b> \$60.71 /ton	<i>Non-Residential</i> 50 Ton Train: \$46.74 28 Ton Semi: \$51.60
	<b>ROUND STONE (6A)</b>	Description: 1/4" - 3/4" ...Round Weight: 2800# Coverage @ 3": 100 sqft Color: Gray/Blue/Tan Popular Usage: Drainage / Septics	\$50.49	<b>\$90.99</b> \$64.99 /ton	<i>Non-Residential</i> 50 Ton Train: \$50.04 28 Ton Semi: \$55.24
	<b>EGGROCK</b>	Description: 1" - 3" ...Round Weight: 2700# Coverage @ 3": 70 sqft Color: Gray/Blue/Tan Popular Usage: Decorative	\$51.99	<b>\$93.99</b> \$69.62 /ton	<i>Non-Residential</i> 50 Ton Train: \$53.61 28 Ton Semi: \$59.18
Crushed Granites		Description	Half-Yard	Sold by the Cubic Yard	Direct
	<b>DECOMPOSED GRANITE (#DS1, Mfg Sand)</b>	Description: 0"-1/4" ...Crushed Weight: 2800# Coverage @ 3": 100 sqft Color: Gray/Blue/Tan Popular Usage: Walkways	\$53.99	<b>\$97.99</b> \$69.99 /ton	<i>Non-Residential</i> 50 Ton Train: \$53.89 28 Ton Semi: \$59.49
	<b>CRUSHED GRANITE (#4, Walkway)</b>	Description: 1/4"-3/8" ...Crushed Weight: 2800# Coverage @ 3": 100 sqft Color: Gray/Blue/Tan Popular Usage: Walkways	\$53.99	<b>\$97.99</b> \$69.99 /ton	<i>Non-Residential</i> 50 Ton Train: \$53.89 28 Ton Semi: \$59.49
	<b>CRUSHED GRANITE (#3, Driveway)</b>	Description: 1/2"-3/4" ...Crushed Weight: 2800# Coverage @ 3": 100 sqft Color: Gray/Blue/Tan Popular Usage: Driveways	\$53.99	<b>\$97.99</b> \$69.99 /ton	<i>Non-Residential</i> 50 Ton Train: \$53.89 28 Ton Semi: \$59.49
Crushed Limestones		Description	Half-Yard	Sold by the Cubic Yard	Direct
	<b>CRUSHED LIMESTONE (6A/AG)</b>	Description: 3/4" Crushed...Clean Weight: 2600# Coverage @ 3": 100 sqft Color: Gray Popular Usage: Driveways / Paths	\$40.99	<b>\$71.99</b> \$55.38 /ton	<i>Non-Residential</i> 50 Ton Train: \$42.64 28 Ton Semi: \$47.07
	<b>LIMESTONE W/ FINES (21AA-Com)</b>	Description: 0" - 3/4" Crushed Weight: 2600# Coverage @ 3": 100 sqft Color: Gray Popular Usage: Driveways/Paver Base	\$37.99	<b>\$65.99</b> \$50.76 /ton	<i>Non-Residential</i> 50 Ton Train: \$39.09 28 Ton Semi: \$43.15
	<b>OHIO #9 WASHED LIMESTONE (#9)</b>	Description: 3/8" Crushed Weight: 2600# Coverage @ 3": 100 sqft Color: Gray Popular Usage: Drives/Walkways/Paver Base	\$46.49	<b>\$82.99</b> \$63.84 /ton	<i>Non-Residential</i> 50 Ton Train: \$49.16 28 Ton Semi: \$54.26
Crushed Concretes		Description	Half-Yard	Sold by the Cubic Yard	Direct
	<b>CRUSHED CONCRETE W/ FINES (21AA-CC)</b>	Description: 0" - 1 1/2" Crushed Weight: 2600# Coverage @ 3": 100 sqft Color: Gray/Multi Popular Usage: Driveways/Paver Base	\$26.49	<b>\$42.99</b> \$33.07 /ton	<i>Non-Residential</i> 50 Ton Train: \$27.12 28 Ton Semi: \$28.11
	<b>CRUSHED CONCRETE (1" - 3")</b>	Description: 1" - 3" Clean Weight: 2200# Coverage @ 3": 70 sqft Color: Gray/Multi Popular Usage: Construction Drives	<b>DELIVERY ONLY...5 YARD MINIMUM</b>	<b>\$47.99</b> \$43.63 /ton	<i>Non-Residential</i> 50 Ton Train: \$33.59 28 Ton Semi: \$37.08

**CONSTRUCTION GRAVEL BAG (.5 CubicFt): \$8.49 per Bag...\$7.49 for Full Pallet (60 Bags)**

21355 TELEGRAPH ROAD  
SOUTHFIELD, MI 48033  
P: 248-356-8660  
www.mainslandscapesupply.com


# 1-888-89-MAINS

Prices subject to change without notice





All measurements are approximate

Direct Ship pricing may vary depending on delivery location and accessibility for large trucks...Please call for a specific quote

4/1/2026

Picture	Product	Description	Bag	Full Pallet
	<b>MEXICAN PEBBLES</b>  (1-2" or 2-3")	Hand-picked from the beaches of the Baja Region, these Charcoal color stones have been naturally tumbled by the ocean	<b>\$27.99</b>	<b>\$25.99</b>
		Bag Details..... 50#...60/Pallet Weight per Pallet..... 3000 Pounds Coverage per Bag @ 2"... 1.5 SqFt		
			<i>60 Bags equals approximately 1 CuYd</i>	

Picture	Product	Description	Sold by the Cubic Yard	Direct/Ton
	<b>EGGROCK</b>	Round Natural Stone (1" - 3")...Blend of Blue, Grey, Tan & Pink...naturally rounded by glaciers	<b>\$93.99</b>  \$69.62 /ton Bags: \$8.49 Each...\$7.49 for 60+	<i>Non-Residential</i>
		Bag Details..... .5cuft (50#)...60/Pallet Weight per Yard..... 2700 Pounds Coverage per Ton @ 2"... 100 SqFt		50 Ton Train <b>\$53.61</b> 28 Ton Semi <b>\$59.18</b>
	<b>CRUSHED GRANITE</b>  (Sml/Med/Lrg)	Crushed Gravel (Available in 3 sizes)...Blend of Blue, Grey, Tan & Pink...Popular for Driveways and Walkways	<b>\$97.99</b>  \$69.99 /ton Bags: \$8.49 Each...\$7.49 for 60+	<i>Non-Residential</i>
		Small (Decomposed)..... 0" - 1/4"... (MfgSand) Medium (Walkway)..... 1/4" - 1/2"... (#4) Large (Driveway)..... 1/2" - 3/4"... (#3) Bag Details..... .5cuft (50#)...60/Pallet Weight per Yard..... 2800 Pounds Coverage per Ton @ 2"... 100 sqft		50 Ton Train <b>\$69.99</b> 28 Ton Semi <b>\$59.49</b>








Picture	Product	Description	1-2 Tons	3-9 Tons	Direct/Ton
	<b>ARCTIC RAINBOW</b>	Crushed Stone (1" - 2")...Blend of White and Purple stones...Creamy texture with Matte finish	<b>\$349.00</b>  \$418.80 /yard Bags: \$13.29 Each...\$12.29 for 60+	<b>\$329.00</b>  \$394.80 /yard	<i>Non-Residential</i>
		Bag Details..... .5cuft (50#)...60/Pallet Weight per Yard..... 2400 Pounds Coverage per Ton @ 2"... 105 SqFt			50 Ton Train <b>\$273.07</b> 28 Ton Semi <b>\$279.65</b>
	<b>ARCTIC WHITE DOLOMITE</b>	Crushed Stone (3/4-1")...Whitish/Grey color with a hint of Icy-Blue...Matte finish with tiny speckles	<b>\$115.00</b>  \$138.00 /yard Bags: \$8.29 Each...\$7.29 for 60+	<b>\$95.00</b>  \$114.00 /yard	<i>Non-Residential</i>
		Bag Details..... .5cuft (50#)...60/Pallet Weight per Yard..... 2400 Pounds Coverage per Ton @ 2"... 100 SqFt			50 Ton Train <b>\$75.05</b> 28 Ton Semi <b>\$80.75</b>
	<b>BEECHWOOD PEBBLE</b>  (Stone Bark)	Porous Crushed Stone (3/4" - 1")...Blend of Tan, Brown & Rusty earthtones...Lightweight with a Matte finish	<b>\$309.00</b>  \$185.40 /yard Bags...\$8.19 Each...\$7.19 for 60+	<b>\$289.00</b>  \$173.40 /yard	<i>Non-Residential</i>
		Bag Details..... .5cuft (20#)...60/Pallet Weight per Yard..... 1200 Pounds Coverage per Ton @ 2"... 250 SqFt			50 Ton Train <b>\$236.98</b> 28 Ton Semi <b>\$245.65</b>
	<b>BLACK CHESTNUT</b>	Crushed Stone (3/4" - 2")...the Blackest stone on the market...wet or dry...has a nice shine and is lightweight	<b>\$639.00</b>  \$447.30 /yard Bags: \$13.69 Each...\$12.69 for 60+	<b>\$619.00</b>  \$433.30 /yard	<i>Non-Residential</i>
		Bag Details..... .5cuft (25#)...60/Pallet Weight per Yard..... 1400 Pounds Coverage per Ton @ 2"... 200 SqFt			50 Ton Train <b>\$513.77</b> 28 Ton Semi <b>\$526.15</b>

Prices subject to change without notice

4/1/2026

21355 TELEGRAPH ROAD  
SOUTHFIELD, MI 48033  
P: 248-356-8660  
www.mainslandscapesupply.com

# 1-888-89-MAINS

Picture	Product	Description	1-2 Tons	3-9 Tons	Direct/Ton
	<b>BLACK LAVA</b>  (Black Mesita)	Crushed Lava Rock (1 - 3")...Uniform Charcoal color (Black when wet)...Lightweight porous stone with a Matte finish	<b>\$489.00</b>  \$293.40 /yard	<b>\$469.00</b>  \$281.40 /yard	<i>Non-Residential</i>
		Bag Details..... .5cuft (22#)...60/Pallet			50 Ton Train
		Weight per Yard..... 1200 Pounds			<b>\$384.58</b>
		Coverage per Ton @ 2".... 250 SqFt			28 Ton Semi
Bags: \$10.99 Each...\$9.99 for 60+			<b>\$398.65</b>		
	<b>CANADIEN MARBLE</b>	Crushed Marble Chips (1" - 2")...Uniform White color with a Shiny texture	<b>\$264.00</b>  \$316.80 /yard	<b>\$244.00</b>  \$292.80 /yard	<i>Non-Residential</i>
		Bag Details..... .5cuft (50#)...60/Pallet			50 Ton Train
		Weight per Yard..... 2400 Pounds			<b>\$200.08</b>
		Coverage per Ton @ 2".... 100 SqFt			28 Ton Semi
Bags: \$9.79 Each...\$8.79 for 60+			<b>\$207.40</b>		
	<b>FIREFIELD</b>	Crushed Stone (1" - 2")...Blend of Pink, Purple & Grey...Matte finish	<b>\$319.00</b>  \$398.75 /yard	<b>\$299.00</b>  \$373.75 /yard	<i>Non-Residential</i>
		Bag Details..... .5cuft (50#)...60/Pallet			50 Ton Train
		Weight per Yard..... 2500 Pounds			<b>\$245.18</b>
		Coverage per Ton @ 2".... 100 SqFt			28 Ton Semi
Bags: \$11.69 Each...\$10.69 for 60+			<b>\$254.15</b>		
	<b>MIDNIGHT GRANITE</b>	Crushed Granite (3/4"- 2 1/2")...Dark Gray color (Black when wet) with glittery speckles...contains some Pink & White wavy stripes	<b>\$214.00</b>  \$288.90 /yard	<b>\$194.00</b>  \$261.90 /yard	<i>Non-Residential</i>
		Bag Details..... .5cuft (50#)...60/Pallet			50 Ton Train
		Weight per Yard..... 2700 Pounds			<b>\$159.08</b>
		Coverage per Ton @ 2".... 100 SqFt			28 Ton Semi
Bags: \$10.89 Each...\$9.89 for 60+			<b>\$164.90</b>		
	<b>ONTARIO TRAP ROCK</b>	Crushed Gravel...Charcoal Grey (Black when wet) with tiny white speckles...3-Sizes...Popular for Landscapes, Driveways & Paths	<b>\$149.00</b>  \$178.80 /yard	<b>\$129.00</b>  \$154.80 /yard	<i>Non-Residential</i>
		Small (Decomposed)..... 0" - 1/4"...(MfgSand)			50 Ton Train
		Medium (Walk/Driveway).. 1/4" - 3/4"...(HL1)			<b>\$104.49</b>
		Large (Landscape)..... 2" - 4"...(Rail Ballast)			28 Ton Semi
		Bag Details..... NA			<b>\$104.49</b>
		Weight per Yard..... 2400 Pounds			
Coverage per Ton @ 2".... 100 SqFt					
Bags: \$9.49 Each...\$8.49 for 60+					
	<b>PINK QUARTZ</b>	Crushed Quartz (3/4" - 1 1/2")...Glossy Pink color with a nice shine	<b>\$249.00</b>  \$298.80 /yard	<b>\$229.00</b>  \$274.80 /yard	<i>Non-Residential</i>
		Bag Details..... .5cuft (50#)...60/Pallet			50 Ton Train
		Weight per Yard..... 2400 Pounds			<b>\$187.78</b>
		Coverage per Ton @ 2".... 100 SqFt			28 Ton Semi
Bags: \$9.79 Each...\$8.79 for 60+			<b>\$194.65</b>		
	<b>RED LAVA</b>  (Red Mesita)	Crushed Lava Rock (1 - 3")...Uniform Red color...Lightweight porous stone with a Matte finish	<b>\$414.00</b>  \$194.58 /yard	<b>\$394.00</b>  \$185.18 /yard	<i>Non-Residential</i>
		Bag Details..... .5cuft (17#)...60/Pallet			50 Ton Train
		Weight per Yard..... 940 Pounds			<b>\$327.02</b>
		Coverage per Ton @ 2".... 300 SqFt			28 Ton Semi
Bags: \$9.99 Each...\$8.99 for 60+			<b>\$334.90</b>		

Prices subject to change without notice

4/1/2026

21355 TELEGRAPH ROAD  
SOUTHFIELD, MI 48033  
P: 248-356-8660  
www.mainslandscapesupply.com

# 1-888-89-MAINS

Picture	Product	Description	1-2 Tons	3-9 Tons	Direct/Ton
	<b>ROSE GRANITE</b> <i>(While Supplies Last)</i>	Crush Granite (1/2" - 1")...Pink color with Black speckles and a small shimmer	<b>Super Sacks</b>	<b>Single-Axle</b>	<i>Non-Residential</i>
		Bag Details..... .5cuft (50#)...60/Pallet Weight per Yard..... 2400 Pounds Coverage per Ton @ 2".... 100 SqFt	<b>\$239.00</b> \$286.80 /yard	<b>\$219.00</b> \$262.80 /yard	50 Ton Train <b>\$177.39</b> 28 Ton Semi <b>\$186.15</b>
	<b>ROYAL GORGE</b>	Crushed Stone (3/4" - 1 1/2")...Blend of Pink & Peach stones with a Flaky texture	<b>\$414.00</b> \$529.92 /yard	<b>\$394.00</b> \$504.32 /yard	<i>Non-Residential</i>
		Bag Details..... .5cuft (50#)...60/Pallet Weight per Yard..... 2560 Pounds Coverage per Ton @ 2".... 100 SqFt	Bags: \$14.69 Each...\$13.69 for 60+		50 Ton Train <b>\$327.02</b> 28 Ton Semi <b>\$334.90</b>
	<b>SILICA PEBBLES</b>	Round Pebbles (1")...Blend of Cream/Tan/White coloring with a slight shine	<b>\$369.00</b> \$472.32 /yard	<b>\$349.00</b> \$446.72 /yard	<i>Non-Residential</i>
		Bag Details..... .5cuft (50#)...60/Pallet Weight per Yard..... 2560 Pounds Coverage per Ton @ 2".... 100 SqFt	Bags: \$12.49 Each...\$11.49 for 60+		50 Ton Train <b>\$286.18</b> 28 Ton Semi <b>\$296.65</b>
	<b>SLATE RED</b> <i>(Barn Red)</i>	Crushed Stone (3/4" - 1")...Uniform Maroon color with a waxy texture	<b>\$259.00</b> \$284.90 /yard	<b>\$239.00</b> \$262.90 /yard	<i>Non-Residential</i>
		Bag Details..... .5cuft (50#)...60/Pallet Weight per Yard..... 2200 Pounds Coverage per Ton @ 2".... 100 SqFt	Bags: \$10.19 Each...\$9.19 for 60+		50 Ton Train <b>\$193.59</b> 28 Ton Semi <b>\$203.15</b>
	<b>SLATE SCAPE</b>	Crushed Slate (1/2" - 2 1/2")...Silvery-Gray color...Flat pieces with a smooth, shiny texture	<b>\$314.00</b> \$376.80 /yard	<b>\$294.00</b> \$352.80 /yard	<i>Non-Residential</i>
		Bag Details..... .5cuft (50#)...60/Pallet Weight per Yard..... 2400 Pounds Coverage per Ton @ 2".... 100 SqFt	Bags: \$12.79 Each...\$11.79 for 60+		50 Ton Train <b>\$241.08</b> 28 Ton Semi <b>\$249.90</b>
	<b>SPANISH TILE</b>	Crushed Baked Clay (1/2-2")...Terra Cotta Orange color with a Matte Finish	<b>\$219.00</b> \$197.10 /yard	<b>\$199.00</b> \$179.10 /yard	<i>Non-Residential</i>
		Bag Details..... .5cuft (50#)...60/Pallet Weight per Yard..... 1800 Pounds Coverage per Ton @ 2".... 150 SqFt	Bags: \$9.79 Each...\$8.79 for 60+		50 Ton Train <b>\$161.19</b> 28 Ton Semi <b>\$169.15</b>
	<b>STAR BLACK</b>	Crushed Gravel (3/4" - 1")...Uniform Charcoal color (Black when wet) with a slight shimmer	<b>\$264.00</b> \$330.00 /yard	<b>\$244.00</b> \$305.00 /yard	<i>Non-Residential</i>
		Bag Details..... .5cuft (50#)...60/Pallet Weight per Yard..... 2500 Pounds Coverage per Ton @ 2".... 100 SqFt	Bags: \$10.29 Each...\$9.29 for 60+		50 Ton Train <b>\$200.08</b> 28 Ton Semi <b>\$207.40</b>
	<b>WALNUT PEBBLE</b> <i>(Merimac)</i>	Soft-Edged Crushed Stone (1-2")...Earthy blend of Tans & Yellows...Waxy texture with some small fossils & shells	<b>\$279.00</b> \$315.27 /yard	<b>\$259.00</b> \$292.67 /yard	<i>Non-Residential</i>
		Bag Details..... .5cuft (50#)...60/Pallet Weight per Yard..... 2250 Pounds Coverage per Ton @ 2".... 100 SqFt	Bags: \$11.79 Each...\$10.79 for 60+		50 Ton Train <b>\$212.38</b> 28 Ton Semi <b>\$220.15</b>
	<b>WESTERN SUNRISE</b>	Crush Stone (3/4"-1 1/2")...Blend of Pink, Purple & Peach...Matte finish	<b>\$424.00</b> \$381.60 /yard	<b>\$404.00</b> \$363.60 /yard	<i>Non-Residential</i>
		Bag Details..... .5cuft (50#)...60/Pallet Weight per Yard..... 1800 Pounds Coverage per Ton @ 2".... 140 SqFt	Bags: \$13.69 Each...\$12.69 for 60+		50 Ton Train <b>\$335.32</b> 28 Ton Semi <b>\$343.40</b>





Prices subject to change without notice

4/1/2026

21355 TELEGRAPH ROAD  
SOUTHFIELD, MI 48033  
P: 248-356-8660  
www.mainslandscapesupply.com

# 1-888-89-MAINS

Picture	Product	Description	1-2 Tons	3-9 Tons	Direct/Ton
	SPORT CLAY	<b>Baked Red Clay best for "Non-Slide" Baseball Fields</b>	<b>Super Sacks</b>	<b>Single-Axle</b>	<i>Non-Residential</i>
		Bag Details.....5cuft (50#)...60/Pallet	<b>\$235.00</b>	<b>\$215.00</b>	50 Ton Train
		Weight per Yard..... 2200 Pounds	\$258.50 /yard	\$236.50 /yard	\$176.30
		Coverage per Ton @ 1". 225 sqft	Bags: \$13.99 Each...\$12.99 for 10+		28 Ton Semi
	WARNING TRACK CLAY	<b>Coarse (3/8") Baked Red Clay used along warning tracks</b>	<b>\$235.00</b>	<b>\$215.00</b>	<i>Non-Residential</i>
		Bag Details.....5cuft (50#)...60/Pallet	\$258.50 /yard	\$236.50 /yard	50 Ton Train
		Weight per Yard..... 2200 Pounds	Bags: \$13.99 Each...\$12.99 for 10+		\$176.30
		Coverage per Ton @ 1". 225 sqft			28 Ton Semi
	WASHINGTON FIELD MIX	<b>Mix of Baked Clay, Raw Clay, &amp; Sand...Best for "Slide" Fields</b>	<b>\$225.00</b>	<b>\$205.00</b>	<i>Non-Residential</i>
		Bag Details.....5cuft (50#)...60/Pallet	\$292.50 /yard	\$266.50 /yard	50 Ton Train
		Weight per Yard..... 2600 Pounds	Bags: \$13.99 Each...\$12.99 for 10+		\$168.10
		Coverage per Ton @ 1". 210 sqft			28 Ton Semi
	DIAMOND DUST ATHLETIC MEAL	<b>Grey/Tan Limestone Slurry used for Baseball Fields</b>	<b>\$125.00</b>	<b>\$105.00</b>	<i>Non-Residential</i>
		Bag Details.....5cuft (50#)...60/Pallet	\$162.50 /yard	\$136.50 /yard	50 Ton Train
		Weight per Yard..... 2600 Pounds	Bags: \$12.99 Each...\$11.99 for 10+		\$86.10
		Coverage per Ton @ 1". 210 sqft			28 Ton Semi

Picture	Product	Description	Bag	10+ Bags	Full Pallet
	RAPID DRY	<b>Orange Clay conditioner used to absorb moisture around wet areas</b>	<b>\$34.99</b>	<b>\$32.99</b>	<b>\$31.99</b>
		Bag Details.....50#...40/Skid			\$1,279.60 /skid
	FIELD MARKER	<b>#1 White Marking Chalk used for striping baseball, soccer &amp; football fields</b>	<b>\$12.99</b>	<b>\$10.99</b>	<b>\$9.99</b>
		Bag Details.....50#...60/Skid			\$599.40 /skid
	MOUND CLAY	<b>Finishing Clay applied over Field Bricks</b>	<b>\$21.99</b>	<b>\$19.99</b>	<b>\$18.99</b>
		Bag Details.....40#...50/Skid			\$949.50 /skid
	FIELD BRICKS	<b>Red Clay Bricks (4"x8"x2") used around the pitcher's mound &amp; batter's box</b>	<b>\$33.99</b>	<b>\$31.99</b>	<b>\$30.99</b>
		Bag Details.....8 Bricks/Bag...38/Skid			\$1,177.62 /skid

**CHECK OUT OUR SELECTION OF TURF SEEDS, PLAYGROUND MULCHES, GOLF SANDS & FERTILIZERS!**

4/1/2026






21355 TELEGRAPH ROAD  
SOUTHFIELD, MI 48033  
P: 248-356-8660  
www.mainslandscapesupply.com

# 1-888-89-MAINS



Prices subject to change without notice

All measurements are approximate

**MICHIGAN BOULDERS:** These rocks are glacially rounded Michigan fieldstones that range from 4 Inches to 4 Feet in Size. Most stones are tans, blues, creams, and greys. Customers can hand-pick specific sizes or buy them by the ton. Please review our boulder policies below.

Picture	Product	Description	Ind. Selected	Bulk Per Ton	Bulk Per Ton	Direct Ship
			1-999 Pounds	1/2 Ton - 10 Tons	10+ Tons	50 Tons
 "Grapefruit to Coconut"	<b>MICHIGAN OVESIZED COBBLESTONE</b> (4 - 8")	Size 4 - 8"	<b>\$0.20</b> <i>U-Pick....Per Visit</i>	<b>\$143.99</b> <i>Scooped</i>	<b>\$133.99</b> <i>Scooped</i>	<b>\$100.49</b>
		Avg Weight per Rock 8 Pounds				
		Avg Rocks per Ton 250 Rocks				
		Avg Rocks per 10 Lineal Ft 20 Rocks				
<b>Popular for lining flowerbeds!!</b>						
 "Bowling Ball to Volleyball"	<b>MICHIGAN FIELDSTONE BOULDERS</b> (8" - 12")	Size 8" - 12"	<b>\$0.20</b> <i>U-Pick....Per Visit</i>	<b>\$154.99</b> <i>Scooped</i>	<b>\$144.99</b> <i>Scooped</i>	<b>\$108.74</b>
		Avg Weight per Rock 30 Lbs				
		Avg Rocks per Ton 65 Rocks				
		Avg Rocks per 10 Lineal Ft 12 Rocks				
<b>Great for low-profile garden walls!!</b>						
 "Basketball to Beach Ball"	<b>MICHIGAN FIELDSTONE BOULDERS</b> (12" - 18")	Size 12" - 18"	<b>\$0.28</b> <i>We Pick....Per Visit</i>	<b>\$158.99</b> <i>Scooped</i>	<b>\$148.99</b> <i>Scooped</i>	<b>\$111.74</b>
		Avg Weight per Rock 160 Lbs				
		Avg Rocks per Ton 12 Rocks				
		12" Weighs Approx. 75# 18" Weighs Approx. 175#				
<b>Great for small retaining walls!!</b>						
 "Beachball to Yoga Ball"	<b>MICHIGAN FIELDSTONE BOULDERS</b> (18" - 24")	Size 18" - 24"	<b>\$0.28</b> <i>We Pick....Per Visit</i>	<b>\$169.99</b> <i>Scooped</i>	<b>\$159.99</b> <i>Scooped</i>	<b>\$119.99</b>
		Avg Weight per Rock 300 Lbs				
		Avg Rocks per Ton 7 Rocks				
		18" Weighs Approx. 200# 24" Weighs Approx. 400#				
<b>Great for protecting your lawn from cars!!</b>						
 "Beachball to Yoga Ball"	<b>MICHIGAN FIELDSTONE BOULDERS</b> (36" - 48")	36" Boulders Weigh Approximately 1500# - 3000#	<b>N/A</b>	<b>\$199.99</b>	<b>\$189.99</b>	<b>\$142.49</b>
		48" Boulders Weigh Approximately 3000# - 5000#				
<b>Great for garden monuments &amp; focal-points!!</b>						

**CANADIEN BOULDERS:** These rocks are glacially rounded boulders from Northern Ontario that are scrubbed clean and sorted by size (9-12" or 5-8"). Most stones are white, pink & black with a slight sparkle. Customers can hand-pick specific stones or buy them by the ton.

Picture	Product	Description	Ind. Selected	Bulk Per Ton	Bulk Per Ton	Direct Ship
			1-999 Pounds	1/2 Ton - 5 Tons	5+ Tons	
 "Grapefruit to Coconut"	<b>CANADIEN BOULDERS</b> (5" - 9")	Size 5 - 8"	<b>\$0.41</b> <i>U-Pick....Per Visit</i>	<b>\$489.00</b> <i>Weighed Baskets</i>	<b>\$469.00</b> <i>Weighed Baskets</i>	<b>N/A</b>
		Avg Stones/Ton 154 Stones				
		Avg Stone/Crate 254 Stones				
		Weight per Basket 3300 Lbs (1.65 Tons)				
<b>Popular for lining flowerbeds!!</b>						
 "Bowling Ball to Volleyball"	<b>CANADIEN BOULDERS</b> (9" - 12")	Size 9 - 12"	<b>\$0.41</b> <i>U-Pick....Per Visit</i>	<b>\$489.00</b> <i>Weighed Baskets</i>	<b>\$469.00</b> <i>Weighed Baskets</i>	<b>N/A</b>
		Avg Stones/Ton 37 Stones				
		Avg Stone/Crate 61 Stones				
		Weight per Basket 3300 Lbs (1.65 Tons)				
<b>Popular for lining flowerbeds!!</b>						
		Avg Weight per Stone 54 Lbs				

**BOULDER POLICIES:**






4/1/2026

- \* Boulders are difficult to estimate. All sizes, weights, and sales quotes are approximate.
- \* Customers may be required to put a credit card on file for billing after boulders are selected and weighed.
- \* Customers buying "You-Pick" boulders are doing so at their own risk. To prevent injuries, please wear appropriate gloves & shoes.
- \* To prevent mistakes, customers may be required to visit our Southfield store to select boulders for your specific project.
- \* Boulders take time to select. Please arrive at our yard AT LEAST 1 HOUR before Closing Time if you'd like to pickup boulders, and please be patient when selecting.
- \* Dumping boulders WILL CAUSE DAMAGE. We recommend dumping in a "soft" area rather than on hard pavement. Larger boulders may REQUIRE a forklift delivery.
- \* For safety & insurance reasons, **WE DO NOT INSTALL BOULDERS.** If we deliver boulders with a Forklift, we will gladly place them as close to the area as our machine can fit without risking property damage, however, we are a delivery service, not an installation service.





Prices subject to change without notice



All measurements are approximate, not actual

**\*\* ALL WALLSTONE & FLAGSTONE ORDERS UNDER 1000# WILL BE CHARGED BY THE POUND \*\***


Wallstone	Description	Pound	Sold by the Ton (2000#)
 <p><b>COLONIAL WALLSTONE</b> (AVAILABLE 1-3" or 3-6")</p>	Weight per Pallet 3000# (1.5 Tons) Thickness 1/2" - 6" Face Ft per Ton 20 Face Feet Color / Description Blue, Green or Lilac	<b>\$0.34</b> \$678 /Ton	<b>\$339.00</b> \$508.50 /Pallet
 <p><b>WESTERN MOUNTAIN WALLSTONE</b></p>	Weight per Pallet 3000# (1.5 Tons) Thickness 1/2" - 6" Face Ft per Ton 20 Face Feet Color / Description Brown/Tan/Rose	<b>\$0.35</b> \$698 /Ton	<b>\$349.00</b> \$523.50 /Pallet
 <p><b>TUMBLED WESTERN MOUNTAIN</b> (SELECT)</p>	Weight per Pallet 3000# (1.5 Tons) Thickness 1 1/2" Face Ft per Ton 20 Face Feet Color / Description Tumbled Brown/Tan	<b>\$0.70</b> \$1,398 /Ton	<b>\$699.00</b> \$1,048.50 /Pallet
 <p><b>TUMBLED BLUE STONE</b> (SELECT, FULL COLOR)</p>	Weight per Pallet 3000# (1.5 Tons) Thickness 1 1/2" Face Ft per Ton 20 Face Feet Color / Description Tumbled Blue/Full	<b>\$0.45</b> \$898 /Ton	<b>\$449.00</b> \$673.50 /Pallet
 <p><b>CANADIEN CARAMEL GUILLOTINED DRYWALL</b></p>	Weight per Pallet 4000# (2 Tons) Thickness 7" Face Ft per Ton 20 Face Feet Color / Description Tan/Cream/Grey	<b>\$0.47</b> \$940 /Ton	<b>\$499.00</b> \$998.00 /Pallet

**\*\* FACE FEET COVERAGE BASED ON 12" THICK WALL...FULL PALLETS WILL HAVE CRUMBS \*\***

Irregular Flagstone	Description	Pound	Sold by the Ton (2000#)
 <p><b>OHIO BLUE FLAGSTONE</b></p>	Weight per Pallet 3000# (1.5 Tons) Thickness 1" - 1.5" Square Ft per Ton 100 SqFt Color / Description Blue/Grey	<b>\$0.55</b> \$1,098 /Ton	<b>\$549.00</b> \$823.50 /Pallet
 <p><b>CANADIEN FLAGSTONE</b> (PREMIUM/SMOOTH)</p>	Weight per Pallet 5000# (2.5 Tons) Thickness 1" - 1 1/2" Square Ft per Ton 100 - 125 SqFt Color / Description Grey/Charcoal/Buff	<b>\$0.60</b> \$1,198 /Ton	<b>\$599.00</b> \$1,497.50 /Pallet
 <p><b>PENNSYLVANIA FLAGSTONE</b> (FULL COLOR)</p>	Weight per Pallet 3000# (1.5 Tons) Thickness 1 1/4" - 2" Square Ft per Ton 75 - 100 SqFt Color / Description Green/Full Color	<b>\$0.56</b> \$1,118 /Ton	<b>\$559.00</b> \$838.50 /Pallet
 <p><b>PENNSYLVANIA FLAGSTONE</b> (LILAC COLOR)</p>	Weight per Pallet 3000# (1.5 Tons) Thickness 1 1/4" - 2" Square Ft per Ton 75 - 100 SqFt Color / Description Lilac	<b>\$0.60</b> \$1,198 /Ton	<b>\$599.00</b> \$898.50 /Pallet

Dimensional Flagstone	Description	Sold by the Square Foot	
 <p><b>PENNSYLVANIA CUT FULL COLOR</b> (NATURAL CLEFT)</p>	Weight per Pallet Varies Thickness 1 1/2" Nominal Available Sizes 1'x1' 1'x2' 2'x2' Color / Description Green/Full Color	<b>\$11.99</b> (Loose)	<b>\$10.99</b> (Full Pallets)
 <p><b>PENNSYLVANIA CUT TRUE BLUE</b> (NATURAL CLEFT)</p>	Weight per Pallet Varies Thickness 1 1/2" Nominal Available Sizes 1'x1' 1'x2' 2'x2' Color / Description Blue	<b>\$12.99</b> (Loose)	<b>\$11.99</b> (Full Pallets)

**\*\* THERMAL FINISH CUT STONE AVAILABLE FOR SPECIAL ORDER...CALL FOR PRICING \*\***

Belgium Blocks	Description	Sold by the Blocks	
 <p><b>BELGIUM BLOCKS</b> (WHITE, PINK, BLACK)</p>	Stones per Pallet Varies Size 4" x 5" x 9" Description Granite Blocks for Curbs Colors White, Pink, Black	<b>\$11.49</b> (Each)	<b>\$10.49</b> (100+ Blocks)

21355 TELEGRAPH ROAD  
SOUTHFIELD, MI 48033

P: 248-356-8660


www.mainslandscapesupply.com

# 1-888-89-MAINS

4/17/2026

**CANADIEN CARAMEL LEDGEROCK**

Product	Description	Specifications	Sold by the Ton	45 Ton Direct Shipment
<b>WALL MATERIAL (9-12" THICK)</b>	These beautiful limestone outcroppings are fantastic for retaining walls, seawalls, steps, and hillside accent pieces. They have a variety of earthtones that include greys, tans, creams & chocolates. We offer this stone for pickup, delivery, or direct-shipment throughout the entire State of Michigan.	<b>Weighs 165 Pounds per Cubic Ft...Most Average-Sized slabs weigh about 1500 Pounds</b>	<b>\$269.99</b>	<b>\$215.99</b>
<b>STEP MATERIAL (6-8" THICK)</b>			<b>\$349.99</b>	<b>\$279.99</b>










- \*\* This is a naturally quarried product...Color & Texture variations will occur in natural stone
- \*\* Direct Shipment prices based on delivery to Macomb, Oakland & Wayne Counties. Call for pricing on delivery to other regions
- \*\* Customer must unload truck within 2 hours...Anything over 2 Hours will be charged at \$200/hour
- \*\* Direct Shipments must be pre-paid before dispatching...please allow 3-5 business days for delivery

4/1/2026








21355 TELEGRAPH ROAD  
SOUTHFIELD, MI 48033  
P: 248-356-8660  
www.mainslandscapesupply.com


**1-888-89-MAINS**

Picture	Description	Colors	Each	Bundle (5)	Skid (500)
 <b>20 Ft Length</b>	Description..... Plastic, Smooth Side, Commercial Length & Thickness..... 20' Long x 5" Tall Available Colors..... Black Stakes & Connectors/Piece..... 4 Stakes.....1 Connector Extra Stakes & Connectors..... \$3.19/Stake.....\$3.19/Connector 60, 90, 120 & Kits (4 Stks+Tube) \$7.99/Stake Kit...\$7.99/Corners <b>MORE DURABLE THAN THE BIG-BOX STORES!!</b>	Black	\$19.99	\$17.99	\$15.99
	<i>Includes 4 Stakes &amp; 1 Connector</i>				
 <b>8 Ft Length</b>	Description..... PVC, L-Shaped, Commercial Grade Length & Thickness..... 8' Long x 1.75" Tall Available Colors..... Black Stakes & Connectors/Piece..... 4 Spikes (10").....Connectors N/A Extra Stakes & Connectors..... \$1.29 per Spike.....Connectors N/A <b>STRONGER THAN THE COMPETITION!!</b>	Black	\$23.99	\$21.99	\$19.99
	<i>Includes 4 Spikes (10")</i>				
 <b>8 Ft Length</b>	Description..... Aluminum, Light Commercial Grade Length & Thickness..... 8' Long x 4" Tall x 1/8" Thick Available Colors..... Silver (mill), Black, Bronze, Green Stakes & Connectors/Piece..... 3 Stakes.....Connectors N/A Extra Stakes & Connectors..... \$2.99 per Stake.....Connectors N/A <b>GREAT FOR CURVED EDGES!!</b>	Colors	Each	Box (15)	Skid (540)
		Silver	\$26.99	\$24.99	\$22.99
		Black, Bronze, Green	\$30.99	\$28.99	\$26.99
<i>Includes 3 Stakes</i>					
 <b>8 Ft Length</b>	Description..... Aluminum, Commercial Grade Length & Thickness..... 8' Long x 4" Tall x 1/8" Thick Available Colors..... Silver (mill), Black, Bronze, Green Stakes & Connectors/Piece..... 3 Stakes.....Connectors N/A Extra Stakes & Connectors..... \$2.99 per Stake.....Connectors N/A <b>GREAT FOR STRAIGHT EDGES!!</b>	Colors	Each	Box (15)	Skid (540)
		Silver	\$28.99	\$26.99	\$24.99
		Black, Bronze, Green	\$33.99	\$31.99	\$29.99
<i>Includes 3 Stakes</i>					
 <b>10 Ft Length</b>	Description..... Steel, Commercial Grade Length & Thickness..... 10' Long...4" Tall Available Colors..... Green, Black, Brown (special order) Stakes & Connectors/Piece..... 4 Stakes.....Connectors N/A Extra Stakes & Connectors..... \$3.99 per Stake.....Connectors N/A <b>BEST STEEL EDGING ON THE MARKET!!</b>	Thickness	Each	Bundle(10)	Skid (50)
		12 Gauge Stocked	\$39.99	\$37.99	\$35.99
		14 Gauge SpecOrder	NA	\$35.99	\$33.99
<i>Includes 4 Stakes</i>					
 <b>16 Ft Length</b>	Description..... Steel, Commercial Grade Length & Thickness..... 16' Long...4" Tall...1/8" or 3/16" Thick Available Colors..... Green, Black, Brown (special order) Stakes & Connectors/Piece..... 6 Stakes.....Connectors N/A Extra Stakes & Connectors..... \$3.99 per Stake.....Connectors N/A <b>BEST STEEL EDGING ON THE MARKET!!</b>	Thickness	Each	Bundle(10)	Skid (50)
		3/16" Thick Stocked	\$107.99	\$102.99	\$97.99
		1/8" Thick SpecOrder	NA	\$71.99	\$66.99
<i>Includes 6 Stakes</i>					
	SPECIAL ORDER...16' Long x 5" Tall x 1/4" Thick (All Colors)	Colors	Each...7 Min	Skid (50)	
		ALL	\$215.99	\$205.99	

21355 TELEGRAPH ROAD  
 SOUTHFIELD, MI 48033  
 P: 248-356-8660  
 www.mainslandscapesupply.com

# 1-888-89-MAINS

Product	Blend	Description	Pound	25# Bag	50# Bag
 <b>SUN &amp; SHADE MIX</b> (MDOT Class A)	30% Kentucky Bluegrass 98/85 40% Creeping Red Fescue 30% Perennial Rye	<b>Blended for Sunny &amp; Shady areas...Grows a dense turf that reduces weeds</b> Germination: 6-30 Days Life Span: Indefinitely Coverage per #: 175 sqft	<b>\$4.79</b>	<b>\$72.99</b> \$2.92 /Lb	<b>\$125.99</b> \$2.52 /Lb
 <b>SHADY MIX</b> (Geo-Pro)	10% Kentucky Blue 85/80 10% Chewings Fescue 20% Perennial Rye 30% Creeping Red Fescue 30% Kent Creeping Red Fescue	<b>Premium blend that offers excellent performance in Shady areas</b> Germination: 6-30 Days Life Span: Indefinitely Coverage per #: 175 sqft	<b>\$5.09</b>	<b>\$81.99</b> \$3.28 /Lb	<b>\$143.99</b> \$2.88 /Lb
 <b>SUNNY MIX</b> (Geo-Pro)	25% Kentucky Bluegrass 85/80 25% Baron Kentucky Bluegrass 25% Perennial Rye 25% Creeping Red Fescue	<b>Fine blade promotes a thick lawn...treated to protect against above-ground bugs</b> Germination: 6-30 Days Life Span: Indefinitely Coverage per #: 175 sqft	<b>\$4.99</b>	<b>\$78.49</b> \$3.14 /Lb	<b>\$136.99</b> \$2.74 /Lb
 <b>CONTRACTOR MIX</b> (GreenPlus)	10% Kentucky Bluegrass 85/80 40% Creeping Red Fescue 40% Annual Rye 10% Perennial Rye	<b>Sun-Shade...Deep-Rooted, Drought-Resistant...Low-maintenance for high-traffic</b> Germination: 6-30 Days Life Span: Indefinitely Coverage per #: 175 sqft	<b>\$4.49</b>	<b>\$64.99</b> \$2.60 /Lb	<b>\$109.99</b> \$2.20 /Lb
 <b>KENTUCKY (85/80)</b>	100% Kentucky Bluegrass 85/80	<b>Full Sun</b> Germination: 30 Days Life Span: Indefinitely Coverage per #: 175 sqft	<b>\$5.09</b>	<b>\$80.99</b> \$3.24 /Lb	<b>\$141.99</b> \$2.84 /Lb
 <b>CREEPING RED FESCUE</b>	100% Creeping Red Fescue	<b>Shade</b> Germination: 30 Days Life Span: Indefinitely Coverage per #: 175 sqft	<b>\$4.89</b>	<b>\$75.99</b> \$3.04 /Lb	<b>\$131.99</b> \$2.64 /Lb
 <b>PERENNIAL RYE</b>	100% Perennial Rye	<b>Partial Sun</b> Germination: 3-7 Days Life Span: 3 Years Coverage per #: 175 sqft	<b>\$4.49</b>	<b>\$64.99</b> \$2.60 /Lb	<b>\$109.99</b> \$2.20 /Lb

Product	Size	Per Piece	Full Pallet (80 Pcs)
 <b>SOD</b> (Ken. Blue Blend for Sunny Areas)	5' x 2' 10 sqft/piece...84/pallet	<b>\$8.99</b>	<b>\$8.09</b>

**CHECK OUT OUR STRAW PRODUCTS & FERTILIZERS!**



Prices subject to change without notice

4/20/2026

21355 TELEGRAPH ROAD  
SOUTHFIELD, MI 48033  
P: 248-356-8660  
www.mainslandscapesupply.com

**1-888-89-MAINS**

Picture	Product	Description	Specifications	Each	10+
	<b>STRAW BALE</b>	Covering your grass seed with straw will help retain moisture, prevent erosion & washout, and protect your seed from birds.	1ft x 2ft x 3ft Bale covers 400 sqft	<b>\$12.99</b>	<b>\$11.99</b>
	<b>EZ STRAW MULCH</b> <i>(w/Tackifier)</i>	An Easy-To-Use alternative to traditional straw bales. This Shredded Straw w/Tack has all the benefits of traditional Straw with less-mess.	1 cubic Bale covers 250 sqft	<b>\$10.99</b>	<b>\$8.99</b>
			2.5 cubic Bale covers 600 sqft	<b>\$15.99</b>	<b>\$13.99</b>
	<b>EZ STRAW LAWN REPAIR</b> <i>(w/ Grass Seed)</i>	A 4-Part Mixture of SUN/SHADE Grass Seed, Shredded Straw Mulch, Fertilizer & Tackifier that is used to repair lawn patches.	11# Bale covers 200 sqft	<b>\$19.99</b>	<b>\$17.99</b>
			28# Bale covers 600 sqft	<b>\$29.99</b>	<b>\$27.99</b>
	<b>STRAW BLANKET</b>	Straw that is woven into a mess blanket to cover grass seed.	EZ STRAW 4ft x 50ft (200 sqft)...Inc. 15 pegs	<b>\$34.99</b>	<b>\$32.99</b>
			SMB-8 COMMERCIAL 8 ft x 112.5 (900 sqft)	<b>\$56.99</b>	<b>\$52.99</b>
	<b>PREEN WEED PREVENTER</b>	A granular weed-preventer that can be sprinkled into your flower beds to help prevent weed seeds from germinating.	5.6# Shaker Can covers 900 sqft	<b>\$21.99</b>	<b>\$20.99</b>
			16# Bucket covers 2560 sqft	<b>\$42.99</b>	<b>\$41.99</b>
			31# Bag covers 5000 sqft	<b>\$56.99</b>	<b>\$55.99</b>
	<b>MILORGANITE</b> <b>6-4-0</b>	An All-Purpose, Slow-Release, Non-Burning Fertilizer that can be applied 4 times a year. Popular because it is "Goof-Proof."	32# Bag covers 2500 sqft	<b>\$18.99</b>	<b>\$17.99</b>
	<b>JONATHAN GREEN CRABGRASS</b> <i>(Early Spring)</i>	Crabgrass Preventer w/Lawn Food to be applied in Early Spring	Bag covers 5,000 sqft	<b>\$25.99</b>	<b>BUY ALL 4!!</b>
			20% Nitrogen..... Healthy Green Foliage 0% Phosphorous.... Strong Roots & Blooms 3% Potassium..... Healthy Plant Growth		<b>\$22.09</b>
	<b>JONATHAN GREEN WEED &amp; FEED</b> <i>(Mid-Spring)</i>	Weed & Feed to be applied in Mid-Spring during dandelion season	Bag covers 5,000 sqft	<b>\$25.99</b>	<b>BUY ALL 4!!</b>
			21% Nitrogen..... Healthy Green Foliage 0% Phosphorous.... Strong Roots & Blooms 3% Potassium..... Healthy Plant Growth		<b>\$22.09</b>
	<b>JONATHAN GREEN LAWN FOOD</b> <i>(Summer)</i>	Lawn Food to be applied in the Summer to promote a healthy lawn	Bag covers 5,000 sqft	<b>\$22.99</b>	<b>BUY ALL 4!!</b>
			20% Nitrogen..... Healthy Green Foliage 0% Phosphorous.... Strong Roots & Blooms 3% Potassium..... Healthy Plant Growth		<b>\$19.54</b>
	<b>JONATHAN GREEN FALL FOOD</b> <i>(Fall)</i>	Fall Food to be applied in the Fall to promote deep rooting and early Spring greening	Bag covers 5,000 sqft	<b>\$22.99</b>	<b>BUY ALL 4!!</b>
			10% Nitrogen..... Healthy Green Foliage 0% Phosphorous.... Strong Roots & Blooms 20% Potassium..... Healthy Plant Growth		<b>\$19.54</b>


### WHAT DO THOSE FERTILIZER NUMBERS MEAN?

NITROGEN %	PHOSPHOROUS %	POTASSIUM %
NITROGEN PROMOTES HEALTHY FOLIAGE & BRIGHT GREEN COLOR	PHOSPHOROUS CREATES STRONG ROOT SYSTEMS & VIBRANT BLOOMS	POTASSIUM IS A VITAL NUTRIENT FOR OVERALL HEALTHY PLANT GROWTH


21355 TELEGRAPH ROAD  
SOUTHFIELD, MI 48033  
P: 248-356-8660  
www.mainslandscapesupply.com

# 1-888-89-MAINS


**WEED FABRIC**

		Description	Sold Each
 <p>Weed Fabric 3 Ounce (Pro-Steel Plus)</p>		3' x 50'...Heavy Commercial	<b>\$21.99</b>
		3' x 100'...Heavy Commercial	<b>\$42.99</b>
		3' x 300'...Heavy Commercial	<b>\$120.99</b>
		4' x 300'...Heavy Commercial	<b>\$144.99</b>
		6' x 300'...Heavy Commercial	<b>\$199.99</b>
		12' x 300'...Heavy Commercial	<b>\$389.99</b>




**GEO-GRID**

		Description	Sold Each
 <p>Strata-Grid (SGB-30)</p>		4' x 50'	<b>\$84.99</b>
		6.25' x 144'	<b>\$264.99</b>

**CONSTRUCTION FENCE**

		Description	Each	Pallet (35)
 <p>Silt Fence (#79369)</p>		2'(T) x 100'(L)...6' Spacing Stakes	<b>\$72.99</b>	<b>\$65.69</b>
		Meets Oakland County Specs		

**PINS, PEGS, & NAILS**

		Description	Each	Case
 <p>Steel Stakes</p>		8" Length...200 Stakes per Case	<b>\$3.19</b>	<b>\$251.99</b>
 <p>Steel Staples</p>		6" Length ...1000 Staples per Case	<b>\$0.21</b>	<b>\$83.99</b>
 <p>Steel Spikes</p>		10" Length...150 Spikes per Case	<b>\$1.19</b>	<b>\$99.99</b>



Prices subject to change without notice



4/20/2026


21355 TELEGRAPH ROAD  
SOUTHFIELD, MI 48033  
P: 248-356-8660  
www.mainslandscapesupply.com

**1-888-89-MAINS**



Picture	Product	Description	Price
	<b>3 FOOT STEP</b>	Size..... 36"Width x 7" Rise x 12" Tread Weight..... 170#	<b>\$69.99</b>
	<b>4 FOOT STEP</b>	Size..... 48"Width x 7" Rise x 12" Tread Weight..... 205# Each	<b>\$89.99</b>
	<b>CUSTOM LENGTHS</b>	Size..... Custom...Special Order Weight..... Custom...Special Order	<b>\$25 PER LINEAR FOOT</b>
	<b>2-STEP RISER</b>	Used to build-up 2 steps	<b>\$19.99</b> Per Pair
	<b>3-STEP RISER</b>	Used to build-up 3 steps	<b>\$29.99</b> Per Pair
	<b>CUSTOM RISERS</b>	Size..... Custom...Special Order Weight..... Custom...Special Order	<b>PLEASE CALL</b>

Picture	Product	Description	Price
	<b>3 FOOT STEP</b>	Size..... 36"Width x 7" Rise x 12" Tread Weight..... 170#	<b>\$149.99</b>
	<b>4 FOOT STEP</b>	Size..... 48"Width x 7" Rise x 12" Tread Weight..... 205# Each	<b>\$199.99</b>
	<b>CUSTOM LENGTHS</b>	Size..... Custom...Special Order Weight..... Custom...Special Order	<b>\$50 PER LINEAR FOOT</b>
	<b>2-STEP RISER</b>	Used to build-up 2 steps	<b>\$37.99</b> Per Pair
	<b>3-STEP RISER</b>	Used to build-up 3 steps	<b>\$59.99</b> Per Pair
	<b>CUSTOM RISERS</b>	Size..... Custom...Special Order Weight..... Custom...Special Order	<b>PLEASE CALL</b>

Picture	Product	Description	Price
	<b>SPLASH BLOCK</b>	Size..... 3"H x 11"W x 30"L	<b>\$18.99</b>

**CUSTOM SIZE STEPS AVAILABLE**

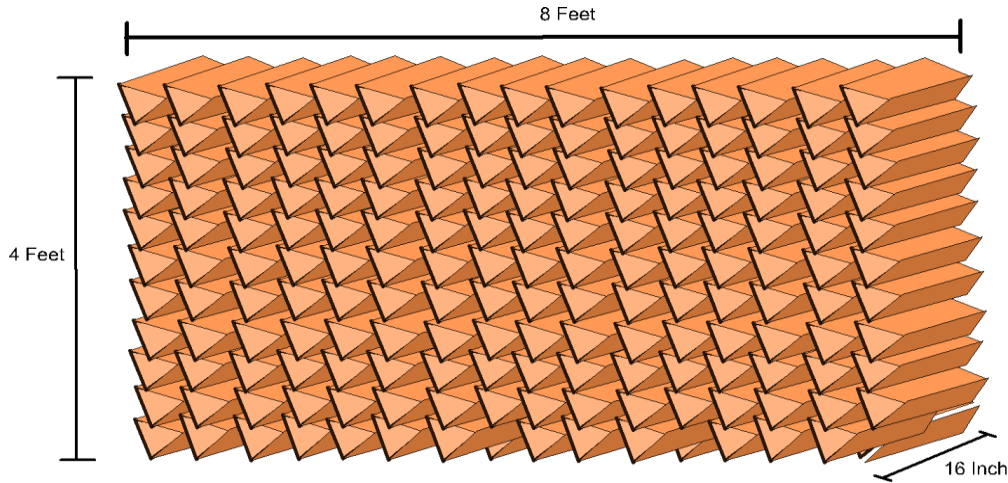
4/1/2026

21355 TELEGRAPH ROAD  
SOUTHFIELD, MI 48033  
P: 248-356-8660  
www.mainslandscapesupply.com

# 1-888-89-MAINS

**WHAT IS A FACE CORD?**

*A Face Cord consists of 16" Logs that are stacked approx. 4ft High x 8ft Wide.*



**\*\*ALL MEASUREMENTS ARE APPROXIMATE & WILL VARY DEPENDING ON THE LOG SPLITS\*\***

Picture	Product	Description	1/8 FC	1/4 FC	1/2 FC	Face Cord
	FIREWOOD	Our Firewood is a mixture of hardwoods that is seasoned for 1 year. All logs are cut to approximately 16" lengths.	<b>\$44.00</b> <i>2ft x 2ft</i>	<b>\$69.00</b> <i>4ft x 2ft</i>	<b>\$119.00</b> <i>4ft x 4ft</i>	<b>\$189.00</b> <i>4ft x 8ft</i>

**INDIVIDUAL LOGS**

Per Log...You Pick



**\$3.49 Each**

**KINDLING BUNDLES**

Kiln-Dried Pine Pallet Slats



**\$7.99/Bundle**

*Approximately 20-25 Slats/Bundle*

**DUMP DELIVERY AVAILABLE**  
**1 CORD MINIMUM...NO STACKING**

4/1/2026

21355 TELEGRAPH ROAD  
SOUTHFIELD, MI 48033  
P: 248-356-8660  
www.mainslandscapesupply.com

**1-888-89-MAINS**

Prices subject to change without notice

All measurements are approximate, not actual

**ALL REMAINING MOON VALLEY 25% OFF!!!**

	Number	Outdoor Furniture Description	Dimensions & Weight	MSRP	SALE PRICE
<b>TABLES</b>	M-1000	56" Round Table (w/ attached)	88"L, 88"W, 30"H / 207 lbs.	\$1,979	<b>\$1,484</b>
	M-600	6' Picnic Table	72"L, 55"W, 31"H / 129 lbs.	\$1,119	<b>\$839</b>
	M-700	7' Picnic Table	84"L, 55"W, 31"H / 158 lbs.	\$1,189	<b>\$892</b>
	M-800	8' Picnic Table	96"L, 55"W, 31"H / 170 lbs.	\$1,259	<b>\$944</b>
	M-1800	25" End Table	28"L, 18"W, 19"H / 23 lbs.	\$259	<b>\$194</b>
<b>CHAIRS</b>	M-1500	Lawn Chair	28"L, 31"W, 40"H / 36 lbs.	\$369	<b>\$277</b>
	M-1700	Lawn Chair Rocker	28"L, 36"W, 40"H / 40 lbs.	\$359	<b>\$269</b>
	M-1600	Settee	52"L, 28"W, 43"H / 43 lbs.	\$619	<b>\$464</b>
	M-1400	Tete-a-Tete	66"L, 25"W, 40"H / 75 lbs.	\$649	<b>\$487</b>
<b>SWINGS</b>	M-100	5' Lawn Swing	89"L, 76"W, 69"H / 150 lbs.	\$959	<b>\$719</b>
	M-101	5' Swing (seat only)	64"L, 26"W, 48"H / 64 lbs.	\$529	<b>\$397</b>
	M-102	5' Swing (frame only)	94"L, 74"W, 70"H / 48 lbs.	\$529	<b>\$397</b>
	M-120	Tete-a-Tete Swing	89"L, 76"W, 69"H / 148 lbs.	\$989	<b>\$742</b>
	M-200	Double Glider	96"L, 96"W, 78"H / 307 lbs.	\$1,999	<b>\$1,499</b>
<b>SWING CANOPIES</b>	M-103	5' Swing Canopy (w/hrdwr)	80"L, 50"W, 12"H / 16 lbs.	\$419	<b>\$314</b>
	SP-22	5' Swing Canopy Only		\$369	<b>\$277</b>
	M-123	Tete-a-Tete Swing Canopy (w/hrdwr)	84"L, 50"W, 15"H / 17 lbs.	\$479	<b>\$359</b>
	TT-25	Tete-a-Tete Swing Canopy Only		\$409	<b>\$307</b>
	M-201	Glider Canopy (w/hrdwr)	88"L, 64"W, 15"H / 20 lbs.	\$629	<b>\$472</b>
	GP-18	Glider Canopy Only		\$559	<b>\$419</b>



Picnic Table



56" Round Table



Settee



Lawn Swing



Lawn Chair



Tete-a-Tete



Tete-a-Tete Swing (w/Cnpy)



Double Glider (w/Cnpy)

Prices subject to change without notice

4/1/2026

**WE ARE THE LARGEST MOON VALLEY DEALER IN THE MIDWEST!!**



# MATERIAL DISPOSAL

(SOUTHFIELD LOCATION ONLY)



CUSTOMERS MAY DUMP THE FOLLOWING ITEMS

**IN OUR FILL-DIRT PILE**

**\$30/YARD**

**CLEAN FILL DIRT**

**LEAVES**

**WOODCHIPS**

**SMALL ORGANIC MATERIALS**

**GRASS CLIPPINGS**

**GRAVEL**

**\*\*ALL DUMPING CUSTOMERS MUST SCALE IN AND OUT...THERE IS A \$30 MINIMUM FOR ALL DUMPS...ALL DUMPS ARE SUBJECT TO INSPECTION...IT IS THE CUSTOMER'S RESPONSIBILITY TO SORT AND UNLOAD WASTE\*\***

## THE FOLLOWING PRODUCTS WILL NOT BE ACCEPTED!!

**DEMOLITION MATERIALS**

**LARGE ROCKS & STONES**

**LOGS, STUMPS, BRANCHES**

**SOD, BRUSH, STRAW**

**TIRES**

**CHEMICALS, PAINTS, OILS**

**CONCRETE CHUNKS**

**TRASH, PLASTIC, & DEBRIS**

**DIRT MIXED WITH DEBRIS**

**BRICK & BLOCK REMNANTS**

**SCRAP METAL**

**CARPET REMNANTS**

**PALLETS**

**ASPHALT CHUNKS**

\*\*1 YARD MINIMUM CHARGE ON ALL DUMPED MATERIALS

\*\*NO CHECKS...CASH OR CREDIT CARD ONLY

\*\*MAIN'S RESERVES THE RIGHT TO REFUSE ANY LOADS

4/1/2026

Prices subject to change without notice

Picture	Product	Description	1 Gallon	5 Gallon	
	<b>BRICK PAVER SEALER</b> <i>Water Based</i> (SRW)	Water-Based sealer for <b>CONCRETE PAVERS</b> that enhances the color of brick, protects against stains, and protects pavers from chipping & crumbling. Please read instructions before applying.	Low-Gloss	\$54.99	\$165.99
		Available Sizes..... 1 Gallon & 5 Gallon	High-Gloss	\$62.99	\$214.99
		Coverage per Gallon..... 150 sqft			
	<b>BRICK &amp; STONE SEALER</b> <i>Oil Based</i> (SRW)	Oil-Based sealer for <b>CONCRETE PAVERS &amp; NATURAL STONE</b> that enhances the color of brick, protects against stains, and protects pavers from chipping & crumbling. Please read instructions before applying.	Low-Gloss Xtreme	\$65.99	\$295.99
		Available Sizes..... 1 Gallon & 5 Gallon	High-Gloss Xtreme	\$84.99	\$334.99
		Coverage per Gallon..... 200 sqft			
	<b>PAVER WASH CLEANER</b> <i>All-Purpose Cleaner</i> (SRW)	General-purpose paver wash. It is a <b>MUST-USE</b> product to prepare pavers for sealing. This multi-purpose wash can tackle polyhaze, efflorescence and ground-in dirt	1 Gallon	Case (4)	
		Available Sizes..... 1 Gallon...4 per Case	\$28.99	\$107.99	
		Coverage per Gallon..... 200 sqft			
	<b>XYLENE SOLVENT</b> <i>Aggressive Cleaner</i> (SRW)	Xylene is used strip previous layers of sealant from almost all hard surfaces. Please read instructions before applying.	1 Gallon	Case (4)	
		Available Sizes..... 1 Gallon...4 per Case	\$49.99	\$183.99	
		Coverage per Gallon..... 200 sqft			
	<b>CONSTRUCTION ADHESIVE</b> <i>Superior Strength</i> (SRW)	Use this construction adhesive to lock brick and block together in HORIZONTAL applications. This product has amazing strength, is weather-proof, & sets quickly.	Size	Each	Case (12)
			10 Oz	\$6.99	\$79.69
			28 Oz	\$11.99	\$136.69
	<b>CONSTRUCTION ADHESIVE</b> <i>Rapid Set</i> (SRW)	Use this construction adhesive to lock brick and block together in VERTICAL applications. It has the fastest setup time on the market...5 SECONDS!! This product has amazing strength, is weather-proof, & sets quickly.	Size	Each	Case (12)
			10 Oz	\$9.79	\$111.61
			28 Oz	\$17.79	\$202.81
	<b>ONE-SAND Polysand, Heavy</b> (OAKS...50#)	1ONESAND polymeric sand is a specially formulated, high-performance mix of calibrated sands, polymers, and binding agents designed to fill and firmly bind paver joints. 1OneSand's superior performance and durability is ideal for all newly installed pavers or slabs, as well as paver joint replacement on existing walkways, patios or even sloped driveways. 1OneSand remains stable and just flexible enough, maintaining its durability and	Colors	Bag	Pallet (63)
			Canvas Beige	\$37.99	\$2,273.70
			Granite Grey	\$37.99	\$2,273.70
			Absolute Black	\$50.99	\$3,051.75
			Urban White	\$50.99	\$3,051.75
	<b>G2 POLYBIND COMPLETE SAND</b> Polysand (Alliance...50#)	G2 POLYBIND COMPLETE polymeric sand is specially formulated for joints up to 4" in traditional applications and 2" in overlay applications. It is "Rain Safe" in 15 minutes, is low/no dust & haze free.	Colors	Bag	Pallet (56)
			Nevada Tan	\$37.99	\$2,021.07
			Oxford Gray	\$41.99	\$2,233.87
			Jet Black	\$46.99	\$2,499.87
			Ivory White	\$51.99	\$2,765.87
	<b>ASPHALT PATCH</b> Heavy-Commercial (Quikrete...50#)	Commercial Grade...No heating or mixing required...Used to repair potholes	Bag	Pallet (63 Bag)	
			\$28.99	\$1,735.05	



**CAULK GUN**  
Standard...\$7.99 each  
Large...\$14.99 each



**SLIT FOAM ROLLER**  
\$15.99 each

21355 TELEGRAPH ROAD  
SOUTHFIELD, MI 48033  
P: 248-356-8660  
www.mainslandscapesupply.com

# 1-888-89-MAINS

**STOCKED IN  
SOUTHFIELD**


**UNILOCK®**  
PAVERS & WALLS



- SMOOTH SURFACE
- CONTEMPORARY STYLE
- CLEAN EDGES

**ENDURACOLOR  
FINISH**

**STOCKED COLORS**




**SPECIAL ORDER COLORS**



NOW AVAILABLE WITH



Add \$3 per SQFT



**AS LOW AS  
\$7.69  
/sqft**

4/1/2026

Product	Sizes	Packaging	Layer	Full Pallets	5+ Pallets
	<b>Lrg Rect</b> 15" x 22.5" <b>Square</b> 15" x 15" <b>Small Rect</b> 7.5" x 15" 60mm Thick	SqFt/Pallet.....105 sqft (18 Lrg, 27 Sq, 27 Sml) SqFt/Layer..... 11.66 sqft (2 Lrg, 3 Sq, 3 Sml) Layers/Pallet... 9 Layers per pallet Pallet Weight... 2879 Pounds	<b>\$99.20</b> per Layer  \$8.48 /SqFt	<b>\$847.82</b> per Pallet  \$8.07 /SqFt	<b>\$807.45</b> per Pallet  \$7.69 /SqFt
		SqFt/Pallet.....105 sqft (135 Sml Rect) SqFt/Layer..... 11.66 sqft (15 Sml) Layers/Pallet... 9 Layers per pallet Pallet Weight... 2879 Pounds	<b>\$99.20</b> per Layer  \$8.48 /SqFt	<b>\$847.82</b> per Pallet  \$8.07 /SqFt	<b>\$807.45</b> per Pallet  \$7.69 /SqFt
		SqFt/Pallet.....81.6 sqft (14 Rect) SqFt/Layer..... 11.66 sqft (2 Rect) Layers/Pallet... 7 Layers per pallet Pallet Weight... 2239 Pounds	N/A per Layer  \$9.14 /SqFt	<b>\$710.29</b> per Pallet  \$8.70 /SqFt	<b>\$676.46</b> per Pallet  \$8.29 /SqFt

21355 TELEGRAPH ROAD  
SOUTHFIELD, MI 48033  
P: 248-356-8660  
www.mainslandscapesupply.com

**1-888-89-MAINS**

\*\*Special order colors: Full pallets only, delivery only, pre-paid only, allow 3-5 business days  
\*\*No returns Prices subject to change without notice

\*\*Straps/Layers & Fulls Pallets only  
\*\*Measurements are approximate, not actual

**STOCKED IN  
SOUTHFIELD**

**UNILOCK**  
PAVERS & WALLS

**EasyClean**  
Integral Stain Resistance

**ENDURACOLOR**  
FINISH

- EMBOSSED SURFACE
- RUSTIC STYLE
- CLEAN EDGES

**STOCKED COLORS**



Fossil



Steel Mountain

**SPECIAL ORDER COLORS**



Bavarian



Biscotti (New)

**AS LOW AS**  
**\$10.29**  
/sqft

4/1/2026

Product	Sizes	Packaging	Layer	Full Pallets	5+ Pallets
	<b>Lrg Rect</b> 15" x 22.5" <b>Square</b> 15" x 15" <b>Small Rect</b> 7.5" x 15"	SqFt/Pallet..... 117 sqft (20 Lrg, 30 Sq, 30 Sml)	<b>\$132.73</b> per Layer	<b>\$1,264.13</b> per Pallet	<b>\$1,203.93</b> per Pallet
		SqFt/Layer..... 11.7 sqft (2 Lrg, 3 Sq, 3 Sml)			
	<b>XL Rectangle</b> 37.5" x 22.5"  <i>Special Order</i>	Layers/Pallet... 10 Layers per pallet	\$11.34 /SqFt	\$10.80 /SqFt	\$10.29 /SqFt
		Pallet Weight... 3241 Pounds			
		SqFt/Pallet..... 81.6 sqft (14 Rect)			
	<b>60mm Thick</b>	SqFt/Layer..... 11.66 sqft (2 Rect)	<b>N/A</b> per Layer	<b>\$881.65</b> per Pallet	<b>\$839.66</b> per Pallet
		Layers/Pallet... 7 Layers per pallet			
		Pallet Weight... 2239 Pounds			

21355 TELEGRAPH ROAD  
SOUTHFIELD, MI 48033  
P: 248-356-8660  
www.mainslandscapesupply.com

**1-888-89-MAINS**

\*\*Special order colors: Full pallets only, delivery only, pre-paid only, allow 3-5 business days  
\*\*No returns Prices subject to change without notice

\*\*Straps/Layers & Fulls Pallets only  
\*\*Measurements are approximate, not actual

**STOCKED IN  
SOUTHFIELD**



**- TUMBLED PAVERS  
- OLD WORLD CHARM  
- RUSTIC STYLE**

**CLASSIC  
FINISH**

**STOCKED COLORS**



Sandstone



Coffee Creek



Limestone



Charcoal (4x6 Only)

**SPECIAL ORDER COLORS**



Sierra (Mahogany)

**AS LOW AS  
\$6.79  
/sqft**

4/1/2026

Product	Sizes	Packaging	Layer	Full Pallets	5+ Pallets
<p>70mm Thick</p>	<b>Half Stone</b> 4.13" x 6.88"	SqFt/Pallet..... 100 sqft (504 Bricks) SqFt/Layer..... 12.5 sqft (63 Bricks) Layers/Pallet... 8 Layers per pallet Pallet Weight... 3195 Pounds	<b>\$93.57</b> per Layer \$7.49 /SqFt	<b>\$712.95</b> per Pallet \$7.13 /SqFt	<b>\$679.00</b> per Pallet \$6.79 /SqFt
	<b>Stndrd Stone</b> 6.88" x 8.25"	SqFt/Pallet..... 96 sqft (240 Bricks) SqFt/Layer..... 12 sqft (30 Bricks) Layers/Pallet... 8 Layers per pallet Pallet Weight... 3072 Pounds	<b>\$89.83</b> per Layer \$7.49 /SqFt	<b>\$684.43</b> per Pallet \$7.13 /SqFt	<b>\$651.84</b> per Pallet \$6.79 /SqFt
	<b>XL Stone</b> 8.25" x 13.75"	SqFt/Pallet..... 96 sqft (120 Bricks) SqFt/Layer..... 9.6 sqft (12 Bricks) Layers/Pallet... 10 Layers per pallet Pallet Weight... 3072 Pounds	<b>\$71.87</b> per Layer \$7.49 /SqFt	<b>\$684.43</b> per Pallet \$7.13 /SqFt	<b>\$651.84</b> per Pallet \$6.79 /SqFt

21355 TELEGRAPH ROAD  
SOUTHFIELD, MI 48033  
P: 248-356-8660  
www.mainslandscapesupply.com


**1-888-89-MAINS**

\*\*Special order colors: Full pallets only, delivery only, pre-paid only, allow 3-5 business days  
\*\*No returns Prices subject to change without notice

\*\*Straps/Layers & Fulls Pallets only  
\*\*Measurements are approximate, not actual




**STOCKED COLORS**



**Burgundy Red**



**Burnt Clay**




**Old Oak**



**Arctic Grey**




**Steel Blue**



**Basalt**

**AS LOW AS**  
**\$13.39**  
/sqft

4/1/2026

Product	Sizes	Packaging	Layer	Full Pallets	5+ Pallets
 60mm Thick	<b>Standard</b> 2.63" x 8.88"	SqFt/Pallet.....89.2 sqft (600 Bricks)	<b>\$164.60</b> per Layer  \$14.76 /SqFt	<b>\$1,254.11</b> per Pallet  \$14.06 /SqFt	<b>\$1,194.39</b> per Pallet  \$13.39 /SqFt
		SqFt/Layer..... 11.15 sqft (75 Bricks)			
		Layers/Pallet... 8 Layers per pallet			
		Pallet Weight... 2349 Pounds			

21355 TELEGRAPH ROAD  
SOUTHFIELD, MI 48033  
P: 248-356-8660  
www.mainslandscapesupply.com

**1-888-89-MAINS**

\*\*Special order colors: Full pallets only, delivery only, pre-paid only, allow 3-5 business days  
\*\*No returns Prices subject to change without notice

\*\*Straps/Layers & Fulls Pallets only  
\*\*Measurements are approximate, not actual

**STOCKED IN  
SOUTHFIELD**

**UNILOCK**  
PAVERS & WALLS

- TRADITIONAL STYLE
- SIMPLE INSTALLATION
- AFFORDABLE PRICE

**ENDURACOLOR**  
FINISH

**STOCKED COLORS**



Ivory



Dark Charcoal

**SPECIAL ORDER COLORS**



Granite




Charleston



Fossil

**AS LOW AS**  
**\$6.59**  
/sqft

4/1/2026

Product	Sizes	Packaging	Layer	Full Pallets	5+ Pallets
 60mm Thick	<b>Standard</b> 4" x 8"	SqFt/Pallet..... 106.2 sqft (488 Bricks)	<b>\$85.73</b> per Layer	<b>\$734.85</b> per Pallet	<b>\$699.86</b> per Pallet
		SqFt/Layer..... 11.8 sqft (54 Bricks)			
		Layers/Pallet... 9 Layers per pallet	\$7.27 /SqFt	\$6.92 /SqFt	\$6.59 /SqFt
		Pallet Weight... 2914 Pounds	<i>Add \$1.00/sqft for Ivory Color</i>		

21355 TELEGRAPH ROAD  
SOUTHFIELD, MI 48033  
P: 248-356-8660  
www.mainslandscapesupply.com

**1-888-89-MAINS**

\*\*Special order colors: Full pallets only, delivery only, pre-paid only, allow 3-5 business days  
\*\*No returns Prices subject to change without notice

\*\*Straps/Layers & Fulls Pallets only  
\*\*Measurements are approximate, not actual

**STOCKED IN  
SOUTHFIELD**

**UNILOCK®**  
PAVERS & WALLS

- PERMEABLE
- SMOOTH SURFACE
- CONTEMPORARY STYLE
- CLEAN EDGES

**ENDURACOLOR™**  
**FINISH**

**STOCKED COLORS**



**Fossil**




**Granite**



**Tuscany**

**AS LOW AS**  
**\$7.59**  
**/sqft**

4/1/2026

Product	Sizes	Packaging	Layer	Full Pallets	5+ Pallets
 60mm Thick	<b>Lrg Rect</b> 8.88" x 13.38"	SqFt/Pallet.....105.2 sqft (54 Lrg, 63 Sq, 72 Sml)			
	<b>Square</b> 8.88" x 8.88"	SqFt/Layer..... 11.7 sqft (6 Lrg, 7 Sq, 8 Sml)	<b>\$97.91</b> per Layer	<b>\$838.39</b> per Pallet	<b>\$798.47</b> per Pallet
	<b>Small Rect</b> 4.5" x 8.88"	Layers/Pallet... 9 Layers per pallet  Pallet Weight...2886 Pounds		\$8.37 /SqFt	\$7.97 /SqFt

21355 TELEGRAPH ROAD  
SOUTHFIELD, MI 48033  
P: 248-356-8660  
www.mainslandscapesupply.com

**1-888-89-MAINS**

\*\*Special order colors: Full pallets only, delivery only, pre-paid only, allow 3-5 business days  
\*\*No returns Prices subject to change without notice

\*\*Straps/Layers & Fulls Pallets only  
\*\*Measurements are approximate, not actual

**ARTLINE RNDM SMOOTH (7cm)**



**\$8.39 /sqft** 7-Piece 93.25 SqFt/Pallet

**BEACON HILL RNDM FLGSTNE (6cm)**



**\$7.99 /sqft** 3-Piece 105 SqFt/Pallet

**BEACON HILL RNDM SMOOTH (8cm)**



**\$10.49 /sqft** 3-Piece 74 SqFt/Pallet

**COURTSTONE (6cm)**



**\$13.99 /sqft** 5-Piece 98.3 SqFt/Pallet

**ECO-PRIORA PREMIER (8cm)**



**\$10.59 /sqft** 1-Piece: 76 SqFt/Pallet

**ECO-PRIORA STANDARD (8cm)**



**\$5.59 /sqft** 1-Piece: 76 SqFt/Pallet



**UNILOCK**  
PAVERS & WALLS

**FACTORY DIRECT...  
ALLOW 2-4 DAYS**

THESE PAVERS ARE AVAILABLE FOR DELIVERY ONLY. THEY MUST BE PRE-PAID, ARE NON-REFUNDABLE, COME IN FULL-PALLETS ONLY, AND ARE GENERALLY DELIVERED IN 2-4 BUSINESS DAYS.

21355 TELEGRAPH ROAD  
SOUTHFIELD, MI 48033  
P: 248-356-8660  
www.mainslandscapesupply.co

**1-888-89-MAINS**

\*Special order colors: Full pallets only, delivery only, pre-paid only, allow 3-5 business days  
\*\*No returns Prices subject to change without notice

\*\*Straps/Layers & Fulls Pallets only  
\*\*Measurements are approximate, not actual 4/1/2026

**HEX (7cm)**



**\$8.39 /sqft** 1-Piece 74 SqFt/Pallet

**HOLLANDSTONE 4X8 (6cm)**



**\$3.89 /sqft** 1-Piece 106.2 SqFt/Pallet

**IL CAMPO 4X8 (7cm)**




**\$10.69 /sqft** 1-Piece 95 SqFt/Pallet

**MATTONI (7cm)**




**\$10.09 /sqft** 1-Piece 111.6 SqFt/Pallet

**RICHCLIFF RANDOM (6cm)**



**\$14.89 /sqft** 3-Piece: 90.3 SqFt/Pallet

**SERIES 4X8 (6cm)**



**\$13.59 /sqft** 1-Piece: 118 SqFt/Pallet

**5% OFF**  
ORDERS OF 5+ PALLETS

**UNILOCK**  
PAVERS & WALLS

**FACTORY DIRECT...  
ALLOW 2-4 DAYS**

THESE PAVERS ARE AVAILABLE FOR DELIVERY ONLY. THEY MUST BE PRE-PAID, ARE NON-REFUNDABLE, COME IN FULL-PALLETS ONLY, AND ARE GENERALLY DELIVERED IN 2-4 BUSINESS DAYS.

21355 TELEGRAPH ROAD  
SOUTHFIELD, MI 48033  
P: 248-356-8660  
www.mainslandscapesupply.co

**1-888-89-MAINS**

\*Special order colors: Full pallets only, delivery only, pre-paid only, allow 3-5 business days  
\*\*No returns Prices subject to change without notice

\*\*Straps/Layers & Fulls Pallets only  
\*\*Measurements are approximate, not actual 4/1/2026

**THORNBURY (7cm)**



**\$8.39 /sqft** 3-Piece 89 SqFt/Pallet

**TOWN HALL (7cm)**



**\$14.99 /sqft** 1-Piece 89 SqFt/Pallet

**TURFSTONE (8cm)**




**\$4.49 /sqft** 1-Piece 80 SqFt/Pallet

**UMBRIANO RANDOM (6cm)**



**\$14.19 /sqft** 3-Piece: 94.14 SqFt/Pallet

**URBAN (6cm)**



**\$8.29 /sqft** 18x24: 93 SqFt/Pallet  
18x36: 53 SqFt/Pallet

**WESTPORT RANDOM (7cm)**



**\$5.59 /sqft** 3-Piece: 94.20 SqFt/Pallet

**5% OFF**  
ORDERS OF 5+ PALLETS

**UNILOCK**  
PAVERS & WALLS

**FACTORY DIRECT...  
ALLOW 2-4 DAYS**

THESE PAVERS ARE AVAILABLE FOR DELIVERY ONLY. THEY MUST BE PRE-PAID, ARE NON-REFUNDABLE, COME IN FULL-PALLETS ONLY, AND ARE GENERALLY DELIVERED IN 2-4 BUSINESS DAYS.

21355 TELEGRAPH ROAD  
SOUTHFIELD, MI 48033  
P: 248-356-8660  
www.mainslandscapesupply.co

**1-888-89-MAINS**

\*Special order colors: Full pallets only, delivery only, pre-paid only, allow 3-5 business days  
\*\*No returns Prices subject to change without notice

\*\*Straps/Layers & Fulls Pallets only  
\*\*Measurements are approximate, not actual 4/1/2026

**STOCKED IN  
SOUTHFIELD**



**STOCKED COLORS**



Limestone



Coffee Creek



Sandstone




Charcoal

**SPECIAL ORDER COLORS**



Mahogany Ash

Product	Size	Packaging	Each	Full Pallet	5+ Pallet
	4" x 12" x 8" <i>Nominal</i>	Units/ Pallet..... 96 pieces per pallet Weight/ Piece..... Approx 32 pounds each Pallet Weight..... 3020 Pounds Exposed Face Area.... Modular (Varies)	<b>\$7.49</b> per piece	<b>\$7.12</b> per piece \$683.09 /pallet	<b>\$6.76</b> per piece \$648.93 /pallet

Prices subject to change without notice

4/1/2026

21355 TELEGRAPH ROAD  
SOUTHFIELD, MI 48033  
P: 248-356-8660  
www.mainslandscapesupply.com

**1-888-89-MAINS**

\*\*Special order colors: Full pallets only, delivery only, pre-paid only, allow 3-5 business days

\*\*Measurements are approximate, not actual

**STOCKED IN  
SOUTHFIELD**

**UNILOCK®**  
PAVERS & WALLS



**CLASSIC  
FINISH**

**STOCKED COLORS**



**Fieldstone**



**Granite**



**Charcoal**

Product	Size	Packaging	Each	Full Pallet	5+ Pallets
	<i>XL Tapered</i> 15.75"W x 5.88"T x 11.88"D	Units/ Pallet..... 32 pieces/pallet Weight/ Piece..... Approx 78 pounds each Pallet Weight..... 2508 Pounds Exposed Face Area.... 2/3 Sq Face Ft	<b>\$11.99</b> per piece	<b>\$11.39</b> per piece \$364.50 /pallet	<b>\$10.82</b> per piece \$346.27 /pallet
	<i>90° Corner</i> 15.75"W x 5.88"T x 11.88"D	Units/ Pallet..... 48 pieces/pallet Weight/ Piece..... Approx 58 pounds each Pallet Weight..... 2780 Pounds Exposed Face Area.... Varies	<b>\$9.69</b> per piece	<b>\$9.21</b> per piece \$441.86 /pallet	<b>\$8.75</b> per piece \$419.77 /pallet
	<i>Coping</i> 15.75"W x 3"T x 12.75"D	Units/ Pallet..... 48 pieces per pallet Weight/ Piece..... Approx 47 pounds each Pallet Weight..... 2256 Pounds Exposed Face Area.... 1 1/2 Linear Ft	<b>\$9.59</b> per piece	<b>\$9.11</b> per piece \$437.30 /pallet	<b>\$8.65</b> per piece \$415.44 /pallet

4/1/2026

21355 TELEGRAPH ROAD  
SOUTHFIELD, MI 48033  
P: 248-356-8660  
[www.mainslandscapesupply.com](http://www.mainslandscapesupply.com)

**1-888-89-MAINS**

\*\*Special order colors: Full pallets only, delivery only, pre-paid only, allow 3-5 business days  
\*\*No returns Prices subject to change without notice

\*\*Measurements are approximate, not actual



**SPECIAL ORDER COLORS**



**Granite**



**Charcoal**



**Beechwood**



**Sandstone**

Product	Size	Packaging	Each	Full Pallet	5+ Pallets
	<i>Tapered Unit</i> 7.88"W x 5.88"T x 11.88"D	Units/ Pallet..... 60 pieces/pallet (30 Pairs) Weight/ Piece..... Approx 43 pounds each Pallet Weight..... 2580 Pounds Exposed Face Area.... 1/3 Sq Face Ft	<b>\$7.69</b> per piece	<b>\$7.31</b> per piece \$438.33 /pallet	<b>\$6.94</b> per piece \$416.41 /pallet
	<i>90* Corner</i> 11.88"W x 5.88"T x 7.88"D	Units/ Pallet..... 12 pairs (12 Lft / 12 Rgt) Weight/ Piece..... Approx 55 pounds each Pallet Weight..... 1320 Pounds Exposed Face Area.... Varies	<b>\$26.99</b> per pair	<b>\$25.64</b> per pair \$307.69 /pallet	<b>\$24.36</b> per pair \$292.30 /pallet
	<i>1ft Coping</i> 11.88"W x 3"T x 11.88"D	Units/ Pallet..... 84 pieces per pallet Weight/ Piece..... Approx 32 pounds each Pallet Weight..... 2750 Pounds Exposed Face Area.... 1 Linear Ft	<b>\$6.59</b> per piece	<b>\$6.26</b> per piece \$525.88 /pallet	<b>\$5.95</b> per piece \$499.59 /pallet

4/1/2026

21355 TELEGRAPH ROAD  
SOUTHFIELD, MI 48033  
P: 248-356-8660  
[www.mainslandscapesupply.com](http://www.mainslandscapesupply.com)

**1-888-89-MAINS**

\*\*Special order colors: Full pallets only, delivery only, pre-paid only, allow 3-5 business days

\*\*Measurements are approximate, not actual

\*\*No returns

Prices subject to change without notice

**BRUSSELS FULLNOSE**



Add \$0.50 for Charcoal

**\$7.99 /each** 6x12x3: 192 Pieces/Pallet

**ESTATE WALL**



\$12.99	/face ft	3-Piece	31.25 FcFt/Pallet
\$10.19	/each	Coping	72 Pieces/Pallet
\$15.69	/each	Corner	40 Pieces/Pallet

**LEDGESTONE COPING (7cm)**



\$55.99	/each	12x24	12 Pieces/Pallet
\$73.99	/each	13.5x30	12 Pieces/Pallet
\$55.99	/each	12x24 FN	13 Pieces/Pallet

**LEDGESTONE PILLAR CAP (24X24)**



**\$183.99 /each** 100mm: 5 Pieces/Pallet

**LINEO DIMENSIONAL WALL**



\$8.89	/each	12" Pillar:	Pieces/Pallet
\$22.99	/face ft	4-Piece:	FcFt/Pallet

**RIVERCREST WALL**



\$46.99	/face ft	6-Piece	24.3 FcFt/Pallet
\$46.99	/face ft	Corner	16.21 FcFt/Pallet



**UNILOCK**  
PAVERS & WALLS

**FACTORY DIRECT...  
ALLOW 2-4 DAYS**

THESE PAVERS ARE AVAILABLE FOR DELIVERY ONLY. THEY MUST BE PRE-PAID, ARE NON-REFUNDABLE, COME IN FULL-PALLETS ONLY, AND ARE GENERALLY DELIVERED IN 2-4 BUSINESS DAYS.

21355 TELEGRAPH ROAD  
SOUTHFIELD, MI 48033  
P: 248-356-8660  
www.mainslandscapesupply.co

**1-888-89-MAINS**

\*Special order colors: Full pallets only, delivery only, pre-paid only, allow 3-5 business days  
\*\*No returns Prices subject to change without notice

\*\*Straps/Layers & Fulls Pallets only  
\*\*Measurements are approximate, not actual 4/1/2026

**SIENA EDGE CORNER & COPING**



**\$66.99 /each Pieces/Pallet**

**SIENA STONE SMOOTH**



\$144.99	/each	48" Step	Pieces/Pallet
\$72.99	/each	Coping	Pieces/Pallet
\$144.99	/pair	Corner	Pairs/Pallet
\$72.99	/each	Wall 375	Pieces/Pallet

**U-CARA 3" PANELS**



\$24.99	/fc ft	FcFt/Pallet
\$2.39	/each	Pieces/Pallet

**U-CARA BACKERS**



\$5.79	/each	Large	Pieces/Pallet
\$3.79	/each	Standard	Pieces/Pallet

**U-CARA HALF CORNER PANELS**



\$8.99	/pair	Corner	Pairs/Pallet
(Smth, Pitch, Subway, Lavano)			

**U-CARA STANDARD PANELS**



\$7.79	/each	Standard	Pieces/Pallet
(Smth, Pitch, Subway, Lavano)			

**5% OFF**  
**ORDERS OF 5+ PALLETS**

**UNILOCK**  
PAVERS & WALLS

**FACTORY DIRECT...  
ALLOW 2-4 DAYS**

THESE PAVERS ARE AVAILABLE FOR DELIVERY ONLY. THEY MUST BE PRE-PAID, ARE NON-REFUNDABLE, COME IN FULL-PALLETS ONLY, AND ARE GENERALLY DELIVERED IN 2-4 BUSINESS DAYS.

21355 TELEGRAPH ROAD  
SOUTHFIELD, MI 48033  
P: 248-356-8660  
www.mainslandscapesupply.co

**1-888-89-MAINS**

\*\*Special order colors: Full pallets only, delivery only, pre-paid only, allow 3-5 business days  
\*\*No returns Prices subject to change without notice

\*\*Straps/Layers & Fulls Pallets only  
\*\*Measurements are approximate, not actual 4/1/2026

**STOCKED IN  
SOUTHFIELD**



- TRADITIONAL STYLE
- SIMPLE INSTALLATION
- AFFORDABLE PRICE

**STOCKED COLORS**



**Champagne**



**Marble Grey**



**Chestnut**




**Onyx**

**AS LOW AS**  
**\$5.29**  
/sqft

4/1/2026

**\*\*Add 50-cents for Premiere Colors\*\***

Product	Sizes	Packaging	Layer	Full Pallets	5+ Pallets
 60mm Thick	<b>Standard</b> 4" x 8"	SqFt/Pallet..... 106 sqft (477 Full...18 Halves)	<b>\$68.82</b> per Layer  \$5.83 /SqFt	<b>\$588.78</b> per Pallet  \$5.55 /SqFt	<b>\$560.74</b> per Pallet  \$5.29 /SqFt
		SqFt/Layer..... 11.8 sqft (54 Bricks)			
		Layers/Pallet... 9 Layers per pallet			
		Pallet Weight... 2900 Pounds			

21355 TELEGRAPH ROAD  
SOUTHFIELD, MI 48033  
P: 248-356-8660  
www.mainslandscapesupply.com

**1-888-89-MAINS**

\*\*Special order colors: Full pallets only, delivery only, pre-paid only, allow 3-5 business days  
\*\*No returns Prices subject to change without notice

\*\*Straps/Layers & Fulls Pallets only  
\*\*Measurements are approximate, not actual

**STOCKED IN  
SOUTHFIELD**



**- TUMBLED PAVERS  
- OLD WORLD CHARM  
- RUSTIC STYLE**

**STOCKED COLORS**



Greyfield



Sandalwood



Timberwood



Onyx (6x9 Only)






**SPECIAL ORDER COLORS**



Silversand

**AS LOW AS  
\$5.39  
/sqft**

4/1/2026

Product	Sizes	Packaging	Layer	Full Pallets	5+ Pallets
     60mm Thick	<b>Square</b> 6" x 6" <b>Small Rect</b> 3" x 6"	SqFt/Pallet..... 104 sqft (360 Sq, 144 Sml) SqFt/Layer..... 11.56 sqft (40 Sq, 16 Sml) Layers/Pallet... 9 Layers per pallet Pallet Weight... 2925 Pounds	<b>\$68.70</b> per Layer \$5.94 /SqFt	<b>\$588.59</b> per Pallet \$5.66 /SqFt	<b>\$560.56</b> per Pallet \$5.39 /SqFt
	<b>Lrg Rect</b> 6" x 9"	SqFt/Pallet..... 105 sqft (288 Bricks) SqFt/Layer..... 11.67 sqft (32 Bricks) Layers/Pallet... 9 Layers per pallet Pallet Weight... 2826 Pounds	<b>\$69.35</b> per Layer \$5.94 /SqFt	<b>\$594.25</b> per Pallet \$5.66 /SqFt	<b>\$565.95</b> per Pallet \$5.39 /SqFt
	<b>Jumbo Sq</b> 9" x 9" <i>(Special Order)</i>	SqFt/Pallet..... 98 sqft (180 Bricks) SqFt/Layer..... 10.9 sqft (20 Bricks) Layers/Pallet... 9 Layers per pallet Pallet Weight... 2750 Pounds	NA	<b>\$554.63</b> per Pallet \$5.66 /SqFt	<b>\$528.22</b> per Pallet \$5.39 /SqFt
	<b>Jumbo Rect</b> 9" x 12" <i>(Special Order)</i>	SqFt/Pallet..... 104 sqft (144 Bricks) SqFt/Layer..... 11.56 sqft (16 Bricks) Layers/Pallet... 9 Layers per pallet Pallet Weight... 2936 Pounds	NA	<b>\$588.59</b> per Pallet \$5.66 /SqFt	<b>\$560.56</b> per Pallet \$5.39 /SqFt


21355 TELEGRAPH ROAD  
SOUTHFIELD, MI 48033  
P: 248-356-8660  
www.mainslandscapesupply.com

**1-888-89-MAINS**

\*\*Special order colors: Full pallets only, delivery only, pre-paid only, allow 3-5 business days  
\*\*No returns Prices subject to change without notice

\*\*Straps/Layers & Fulls Pallets only  
\*\*Measurements are approximate, not actual

**STOCKED IN  
SOUTHFIELD**



**- SMOOTH SURFACE  
- CONTEMPORARY STYLE  
- CLEAN EDGES**

**STOCKED COLORS**



Champagne



Marble Grey



Milano



Onyx  
(8x16 & 12x24 Only)



Chestnut  
(8x16 Only)

**SPECIAL ORDER COLORS**



Cloudburst

**AS LOW AS  
\$6.79**  
/sqft

4/1/2026

Product	Sizes	Packaging	Layer	Full Pallets	5+ Pallets
    60mm Thick	<b>Lrg Rect</b> 16" x 24" <b>Square</b> 16" x 16" <b>Small Rect</b> 8" x 16"	SqFt/Pallet..... 103.4 sqft (16 Lrg, 24 Sq, 24 Sml) SqFt/Layer..... 12.9 sqft (2 Lrg, 3 Sq, 3 Sml) Layers/Pallet... 8 Layers per pallet Pallet Weight... 2940 Pounds	<b>\$96.57</b> per Layer  \$7.49 /SqFt	<b>\$737.19</b> per Pallet  \$7.13 /SqFt	<b>\$702.09</b> per Pallet  \$6.79 /SqFt
		SqFt/Pallet..... 103.4 sqft (120 Sml Rect) SqFt/Layer..... 12.9 sqft (15 Sml) Layers/Pallet... 8 Layers per pallet Pallet Weight... 2912 Pounds	<b>\$96.57</b> per Layer  \$7.49 /SqFt	<b>\$737.19</b> per Pallet  \$7.13 /SqFt	<b>\$702.09</b> per Pallet  \$6.79 /SqFt
		SqFt/Pallet..... 104.6 sqft (54 Rect) SqFt/Layer..... 11.6 sqft (6 Rect) Layers/Pallet... 9 Layers per pallet Pallet Weight... 3017 Pounds	<b>\$86.84</b> per Layer  \$7.49 /SqFt	<b>\$745.75</b> per Pallet  \$7.13 /SqFt	<b>\$710.23</b> per Pallet  \$6.79 /SqFt

21355 TELEGRAPH ROAD  
SOUTHFIELD, MI 48033  
P: 248-356-8660  
www.mainslandscapesupply.com

**1-888-89-MAINS**

\*\*Special order colors: Full pallets only, delivery only, pre-paid only, allow 3-5 business days  
\*\*No returns Prices subject to change without notice

\*\*Straps/Layers & Fulls Pallets only  
\*\*Measurements are approximate, not actual

**STOCKED IN  
SOUTHFIELD**



**STOCKED COLORS**



Champagne



Marble Grey



Milano



Onyx  
(8x16 Only)



Chestnut  
(8x16 Only)

**SPECIAL ORDER COLORS**



Mackinaw

**AS LOW AS**  
**\$6.79**  
**/sqft**

4/1/2025

Product	Sizes	Packaging	Layer	Full Pallets	5+ Pallets
	<b>Lrg Rect</b> 16" x 24" <b>Square</b> 16" x 16" <b>Small Rect</b> 8" x 16"	SqFt/Pallet..... 103.4 sqft (16 Lrg, 24 Sq, 24 Sml)	<b>\$96.57</b> per Layer  \$7.49 /SqFt	<b>\$737.19</b> per Pallet  \$7.13 /SqFt	<b>\$702.09</b> per Pallet  \$6.79 /SqFt
		SqFt/Layer..... 12.9 sqft (2 Lrg, 3 Sq, 3 Sml)			
		Layers/Pallet... 8 Layers per pallet			
	<b>Small Rect</b> 8" x 16"  <b>Rectangle</b> 16" x 24"	SqFt/Pallet..... 103.4 sqft (120 Sml Rect)	<b>\$96.57</b> per Layer  \$7.49 /SqFt	<b>\$737.19</b> per Pallet  \$7.13 /SqFt	<b>\$702.09</b> per Pallet  \$6.79 /SqFt
		SqFt/Layer..... 12.9 sqft (15 Sml)			
		Layers/Pallet... 8 Layers per pallet			
	<b>Rectangle</b> 16" x 24"	SqFt/Pallet..... 103.4 sqft (40 Pieces)	<b>\$96.57</b> per Layer  \$7.49 /SqFt	<b>\$737.19</b> per Pallet  \$7.13 /SqFt	<b>\$702.09</b> per Pallet  \$6.79 /SqFt
		SqFt/Layer..... 12.9 sqft (5 Pieces)			
		Layers/Pallet... 8 Layers per pallet			
60mm Thick		Pallet Weight... 2940 Pounds			
		Pallet Weight... 2912 Pounds			
		Pallet Weight... 2952 Pounds			

21355 TELEGRAPH ROAD  
SOUTHFIELD, MI 48033  
P: 248-356-8660  
www.mainslandscapesupply.com

**1-888-89-MAINS**

\*\*Special order colors: Full pallets only, delivery only, pre-paid only, allow 3-5 business days  
\*\*No returns Prices subject to change without notice

\*\*Straps/Layers & Fulls Pallets only  
\*\*Measurements are approximate, not actual



**STOCKED COLORS**



**Chartan**



**Greystone**



**Sandalwood**





**Onyx**

**SPECIAL ORDER COLORS**



**Champagne**

Product	Size	Packaging	Each	Full Pallet	5+ Pallet
 Standard	4" x 8" x 12" <i>Nominal</i>	Units/ Pallet..... 100 pieces per pallet Weight/ Piece..... Approx 28 pounds each Pallet Weight..... 2800 Pounds Exposed Face Area.... Modular (Varies)	<b>\$5.39</b> per piece	<b>\$5.12</b> per piece \$512.05 /pallet	<b>\$4.86</b> per piece \$486.45 /pallet
 Tapered	4"x8"x6" or 8" <i>Nominal</i>	Units/ Pallet..... 150 pieces per pallet Weight/ Piece..... Approx 18 pounds each Pallet Weight..... 2700 Pounds Exposed Face Area.... Modular (Varies)	<b>\$4.19</b> per piece	<b>\$3.98</b> per piece \$597.08 /pallet	<b>\$3.78</b> per piece \$567.22 /pallet

Prices subject to change without notice

4/1/2026

21355 TELEGRAPH ROAD  
SOUTHFIELD, MI 48033  
P: 248-356-8660  
www.mainslandscapesupply.com

**1-888-89-MAINS**

\*\*Special order colors: Full pallets only, delivery only, pre-paid only, allow 3-5 business days

\*\*Measurements are approximate, not actual

**STOCKED IN  
SOUTHFIELD**




**STOCKED COLORS**




**Champagne**



**Marble Grey**



**Onyx**

Product	Size	Packaging	Each	Full Pallet	5+ Pallet
	4" x 12" x 8" <i>Nominal</i>	Units/ Pallet..... 84 pieces per pallet Weight/ Piece..... Approx 28 pounds each Pallet Weight..... 2350 Pounds Exposed Face Area.... Modular (Varies)	<b>\$5.39</b> per piece	<b>\$5.12</b> per piece \$430.12 /pallet	<b>\$4.86</b> per piece \$408.62 /pallet

Prices subject to change without notice

4/1/2026

21355 TELEGRAPH ROAD  
SOUTHFIELD, MI 48033  
P: 248-356-8660  
[www.mainslandscapesupply.com](http://www.mainslandscapesupply.com)

**1-888-89-MAINS**

\*Special order colors: Full pallets only, delivery only, pre-paid only, allow 3-5 business days

\*\*Measurements are approximate, not actual

**STOCKED IN  
SOUTHFIELD**



**STOCKED COLORS**



**Champagne**



**Marble Grey**



**Sandalwood**

**SPECIAL ORDER COLORS**



**Desert**



**Timberwood**



**Mountain**



**Onyx**

Product	Size	Packaging	Each	Full Pallet	5+ Pallets
	<i>Tapered Unit</i> 8"Wx6"Tx12"D <i>Special Order</i>	Units/ Pallet..... 60 pieces per pallet	<b>\$7.39</b> per piece	<b>\$7.02</b> per piece	<b>\$6.67</b> per piece
		Weight/ Piece..... Approx 40 pounds each			
	<i>Standard Unit</i> 8"Wx6"Tx12"D	Units/ Pallet..... 60 pieces per pallet	<b>\$7.39</b> per piece	<b>\$7.02</b> per piece	<b>\$6.67</b> per piece
		Weight/ Piece..... Approx 46 pounds each			
	<i>90° Corner</i> 12"Wx6"Tx8"D	Units/ Pallet..... 48 pieces (24 Lft / 24 Rgt)	<b>\$20.49</b> per pair	<b>\$19.47</b> per pair	<b>\$18.49</b> per pair
		Weight/ Piece..... Approx 47 pounds each			
	<i>2ft Coping</i> 24"Wx3"Tx12"D <i>Special Order</i>	Units/ Pallet..... 24 pieces per pallet	<b>\$12.99</b> per piece	<b>\$12.34</b> per piece	<b>\$12.24</b> per piece
		Weight/ Piece..... Approx 70 pounds each			
	<i>1ft Coping</i> 12"Wx3"Tx12"D	Units/ Pallet..... 72 pieces per pallet	<b>\$6.89</b> per piece	<b>\$6.55</b> per piece	<b>\$6.22</b> per piece
		Weight/ Piece..... Approx 35 pounds each			

4/11/2026

21355 TELEGRAPH ROAD  
SOUTHFIELD, MI 48033  
P: 248-356-8660  
www.mainslandscapesupply.com

**1-888-89-MAINS**

\*Special order colors: Full pallets only, delivery only, pre-paid only, allow 3-5 business days

\*\*Measurements are approximate, not actual

\*\*No returns

Prices subject to change without notice



**STOCKED COLORS**



**Champagne**




**Marble Grey**



**Onyx (Coping Only)**






**SPECIAL ORDER COLORS**



**Cloudburst**



**Milano**

Product	Size	Packaging	Full Pallet	5+ Pallets
 <b>16" Unit</b>	15.75"Wx5.91"Tx11.8"D 72 Pounds	<b>Layer Packaging</b> SqFt per Layer..... 6.5 SqFt Linear Ft per Layer... 13.1 LinFt Pieces per Layer..... 2 of Each Size Weight per Layer..... 700 Pounds Layers per Pallet..... 4 Layers	<b>Pallet Packaging</b> SqFt per Pallet..... 26 SqFt Linear Ft per Pallet... 52.5 LinFt Pieces per Pallet..... 8 of Each Size Weight per Pallet..... 2832 Pounds	<b>\$18.69</b> per SqFt <i>\$485.94 /pallet</i>
 <b>20" Unit</b>	19.7"Wx5.91"Tx11.8"D 85 Pounds			
 <b>20" End Unit</b>	19.7"Wx5.91"Tx11.8"D 97 Pounds			
 <b>24" Unit</b>	23.6"Wx5.91"Tx11.8"D 100 Pounds			
 <b>Coping Unit</b>	23.6"Wx3"Tx13.4"D 78 Pounds	<b>Layer Packaging</b> SqFt per Layer..... 1.5 SqFt Linear Ft per Layer... 5.9 LinFt Pieces per Layer..... 2 Unit / 1 End Weight per Layer..... 234 Pounds Layers per Pallet..... 8 Layers	<b>Pallet Packaging</b> SqFt per Pallet..... 12 SqFt Linear Ft per Pallet... 47.2 LinFt Pieces per Pallet..... 16 Unit / 8 End Weight per Pallet..... 1872 Pounds	<b>Each</b> <b>\$12.19</b> Each <i>\$292.56 /pallet</i>
<b>Coping End</b>		<b>Qty</b> <b>\$11.58</b> Each <i>\$277.93 /pallet</i>		

4/1/2026

21355 TELEGRAPH ROAD  
SOUTHFIELD, MI 48033  
P: 248-356-8660  
www.mainslandscapesupply.com

**1-888-89-MAINS**

\*\*Special order colors: Full pallets only, delivery only, pre-paid only, allow 3-5 business days

\*\*Measurements are approximate, not actual

\*\*No returns Prices subject to change without notice



**SPECIAL ORDER COLORS**



**Champagne**



**Marble Grey**








**Onyx (Coping Only)**



**Cloudburst**



**Milano**

Product	Size	Packaging	Full Pallet	5+ Pallets
 <b>16" Unit</b>	15.75"Wx2.95"Tx11.8"D 36 Pounds	<p><b>Layer Packaging</b></p> <p>SqFt per Layer..... 3.25 SqFt Linear Ft per Layer... 13 LinFt Pieces per Layer..... 2 of Each Size Weight per Layer..... 700 Pounds Layers per Pallet..... 6 Layers</p> <p><b>Pallet Packaging</b></p> <p>SqFt per Pallet..... 19.5 SqFt Linear Ft per Pallet... 78 LinFt Pieces per Pallet..... 12 of Each Size Weight per Pallet..... 2589 Pounds</p>	<p><b>\$18.69</b> per SqFt \$364.46 /pallet</p>	<p><b>\$17.76</b> per SqFt \$346.23 /pallet</p>
 <b>20" Unit</b>	19.7"Wx2.95"Tx11.8"D 42.5 Pounds			
 <b>20" End Unit</b>	19.7"Wx2.95"Tx11.8"D 48.5 Pounds			
 <b>24" Unit</b>	23.6"Wx2.95"Tx11.8"D 50 Pounds			
 <b>Coping Unit</b>	23.6"Wx3"Tx13.4"D 78 Pounds	<p><b>Layer Packaging</b></p> <p>SqFt per Layer..... 1.5 SqFt Linear Ft per Layer... 5.9 LinFt Pieces per Layer..... 2 Unit / 1 End Weight per Layer..... 234 Pounds Layers per Pallet..... 8 Layers</p> <p><b>Pallet Packaging</b></p> <p>SqFt per Pallet..... 12 SqFt Linear Ft per Pallet... 47.2 LinFt Pieces per Pallet..... 16 Unit / 8 End Weight per Pallet..... 1872 Pounds</p>	<p><b>\$12.19</b> Each \$292.56 /pallet</p>	<p><b>\$11.58</b> Each \$277.93 /pallet</p>

4/1/2026

21355 TELEGRAPH ROAD  
SOUTHFIELD, MI 48033  
P: 248-356-8660  
www.mainslandscapesupply.com

**1-888-89-MAINS**

\*\*Special order colors: Full pallets only, delivery only, pre-paid only, allow 3-5 business days  
\*\*No returns Prices subject to change without notice

\*\*Measurements are approximate, not actual



**STEP, PILLAR & CURB COLORS**



Champagne



Milano



Marble Grey



Cloudburst




Onyx

**PILLAR CAP COLORS**



Dover



Onyx

Product	Size	Packaging	Each	Full Pallet
 <p><b>STEP</b></p>	<p>42.25"Lx5.91" Tx 15.75"D</p> <p><i>Nominal</i></p>	<p>Units/ Pallet..... 4 pieces per pallet</p> <p>Weight/ Piece..... Approx 360 pounds each</p> <p>Pallet Weight..... 1440 Pounds</p> <p>Exposed Face Area.... Modular (Varies)</p>	<p><b>\$109.99</b></p> <p>per piece</p>	<p><b>\$104.49</b></p> <p>per piece</p> <p>\$417.96 / pallet</p>
 <p><b>COLUMN CORNER</b></p>	<p>7.87"Lx11.81" Tx 5.91"D</p> <p><i>Nominal</i></p>	<p>Units/ Pallet..... 60 pieces per pallet</p> <p>Weight/ Piece..... Approx 48 pounds each</p> <p>Pallet Weight..... 2880 Pounds</p> <p>Notes..... Makes a 20"x20" Column</p>	<p><b>\$13.39</b></p> <p>per piece</p>	<p><b>\$12.72</b></p> <p>per piece</p> <p>\$763.23 / pallet</p>
 <p><b>CURB</b></p>	<p>23.6"Lx4.9"Tx 3.9"D</p> <p><i>Nominal</i></p>	<p>Units/ Pallet..... 64 pieces per pallet</p> <p>Weight/ Piece..... Approx 39 pounds</p> <p>Pallet Weight..... 2486 Pounds</p> <p>Notes..... NA</p>	<p><b>\$13.39</b></p> <p>per piece</p>	<p><b>\$12.72</b></p> <p>per piece</p> <p>\$814.11 / pallet</p>
 <p><b>PILLAR CAP</b></p>	<p>24" x 24" x 3"</p> <p><i>Nominal</i></p>	<p>Units/ Pallet..... 12 pieces per pallet</p> <p>Weight/ Piece..... Approx 260 pounds each</p> <p>Pallet Weight..... 3120 Pounds</p> <p>Notes..... NA</p>	<p><b>\$84.99</b></p> <p>per piece</p>	<p><b>\$80.74</b></p> <p>per piece</p> <p>\$968.89 / pallet</p>

4/1/2026

21355 TELEGRAPH ROAD  
SOUTHFIELD, MI 48033  
P: 248-356-8660  
www.mainslandscapesupply.com

**1-888-89-MAINS**

\*\*Special order colors: Full pallets only, delivery only, pre-paid only, allow 3-5 business days  
\*\*No returns Prices subject to change without notice


\*\*Measurements are approximate, not actual

**EVERTON PAVERS (60mm)**




**\$5.79 /sqft** 3-Piece: 111.6 SqFt/Pallet

**NUEVA XL SLAB (60mm)**



**\$7.29 /sqft** 24x36: 116.3 SqFt/Pallet

**NUEVA 16x32 SLAB (60mm)**



**\$7.29 /sqft** 16x32: 103.7 SqFt/Pallet

**RIDGEFIELD SMOOTH (70mm)**



**\$6.29 /sqft** 3-Piece: 93 SqFt/Pallet  
8x12: 104 SqFt/Pallet

**GARDENIA LINEAR WALL**



**\$14.00 /each** Linear 32 Pieces/Pallet  
**\$8.79 /each** Corner 64 Pieces/Pallet



**FACTORY DIRECT...  
ALLOW 3-5 DAYS**

THESE PAVERS ARE AVAILABLE FOR DELIVERY ONLY. ALL SPECIAL ORDERS MUST BE PRE-PAID, ARE NON-REFUNDABLE, COME IN FULL-PALLETS ONLY, AND ARE GENERALLY DELIVERED IN 3-5 BUSINESS DAYS.

21355 TELEGRAPH ROAD  
SOUTHFIELD, MI 48033  
P: 248-356-8660  
www.mainslandscapesupply.co

**1-888-89-MAINS**

\*\*Special order colors: Full pallets only, delivery only, pre-paid only, allow 3-5 business days  
\*\*No returns Prices subject to change without notice

\*\*Straps/Layers & Fulls Pallets only  
\*\*Measurements are approximate, not actual 4/1/2026